


**1995 SLSL**



**Yearbook**

East	W	L	pct	GB	Home			Away			vs East			vs West		
					W	L	pct	W	L	pct	W	L	pct	W	L	pct
Washington	105	57	648	—	55	28	679	50	31	617	56	34	622	49	23	681
Arizona	101	61	623	4	48	33	593	53	28	654	46	44	511	55	17	764
New York	96	66	593	9	47	34	580	49	32	605	49	41	544	47	25	653
Albany	73	89	451	32	35	46	432	38	43	489	40	50	444	33	39	458
Vernal	69	23	426	36	36	45	444	33	48	407	43	47	478	26	46	361
Jackson Hole	62	100	383	43	34	47	420	28	53	346	38	54	400	26	46	361

West	W	L	pct	GB	Home			Away			vs West			vs East		
					W	L	pct	W	L	pct	W	L	pct	W	L	pct
Malibu	100	62	617	—	55	26	679	45	36	556	59	31	656	41	31	569
Lake Tahoe	80	82	494	20	36	45	444	44	37	543	48	42	533	32	40	444
Central Valley	73	89	451	27	42	39	519	31	50	383	40	50	444	33	39	458
California	73	89	451	27	36	45	444	37	44	457	42	48	467	31	41	431
Evanston	70	92	432	30	38	43	469	32	49	395	44	46	489	26	46	361
Hawaii	70	92	432	30	43	38	531	27	54	333	37	53	411	33	39	458

### Play-offs

New York 4      Arizona 1  
 Lake Tahoe 4      Central Valley 0

### Divisional Championships

New York 4      Washington 0  
 Malibu 4      Lake Tahoe 1

### League Championship

New York 4      Malibu 2

**MVP- Wade Boggs**

APRIL

WASHINGTON	19	11	633	---	MALIBU	22	8	733	---
NEW YORK	16	14	533	3	LAKE TAHOE	17	13	567	5
ARIZONA	15	15	500	4	EVANSTON	16	14	533	6
ALBANY	15	15	500	4	CALIFORNIA	13	17	433	9
VERNAL	13	17	433	6	CENTRAL VALLEY	13	17	433	9
JACKSON HOLE	12	18	400	7	HAWAII	9	21	300	13

MAY

WASHINGTON	35	19	648	---	MALIBU	32	22	593	---
ARIZONA	34	20	630	1	EVANSTON	27	27	500	5
NEW YORK	32	22	593	3	CENTRAL VALLEY	24	30	444	8
ALBANY	29	25	537	6	CALIFORNIA	24	30	444	8
VERNAL	22	32	407	13	LAKE TAHOE	23	31	426	9
JACKSON HOLE	21	33	389	14	HAWAII	21	33	389	11

JUNE

WASHINGTON	52	26	667	---	MALIBU	52	26	667	---
ARIZONA	46	32	590	6	LAKE TAHOE	37	41	474	15
NEW YORK	43	35	551	9	EVANSTON	37	41	474	15
ALBANY	40	38	513	12	CENTRAL VALLEY	35	43	449	17
VERNAL	32	46	410	20	CALIFORNIA	31	44	413	19.5
JACKSON HOLE	30	48	385	22	HAWAII	30	45	400	20.5

JULY

WASHINGTON	70	38	648	---	MALIBU	69	39	639	---
ARIZONA	66	42	611	4	EVANSTON	53	55	491	16
NEW YORK	60	48	556	10	LAKE TAHOE	50	58	463	19
ALBANY	52	56	481	18	HAWAII	47	61	435	22
VERNAL	44	64	407	26	CENTRAL VALLEY	47	61	435	22
JACKSON HOLE	43	65	398	27	CALIFORNIA	47	61	435	22

AUGUST

WASHINGTON	86	46	652	---	MALIBU	85	47	644	---
ARIZONA	84	48	636	2	LAKE TAHOE	62	70	470	23
NEW YORK	78	54	591	8	CENTRAL VALLEY	59	73	447	26
ALBANY	61	71	462	25	EVANSTON	58	74	439	27
VERNAL	55	77	417	31	CALIFORNIA	58	74	439	27
JACKSON HOLE	52	80	394	34	HAWAII	54	78	409	31

SEPTEMBER

WASHINGTON	105	57	648	---	MALIBU	100	62	617	---
ARIZONA	101	61	623	4	LAKE TAHOE	80	82	494	20
NEW YORK	96	66	593	9	CENTRAL VALLEY	73	89	451	27
ALBANY	73	89	451	32	CALIFORNIA	73	89	451	27
VERNAL	69	93	426	36	HAWAII	70	92	432	30
JACKSON HOLE	62	100	383	43	EVANSTON	70	92	432	30

**SUBSET STATISTICAL REPORT**

Primary Player Statistics For C:\SOMBB\STATS\1995NYK.SS5 WORLD SERIES

NAME	BAVG	GM	AB	R	H	2B	3B	HR	RBI	BB	SO	HB	SH	DP	SB	CS	E
W. BOGGS	.400	6	20	5	8	2	0	2	7	5	2	0	0	0	0	0	1
J. GONZALEZ	.375	4	8	0	3	0	0	0	0	0	0	1	0	0	0	1	0
D. NILSSON	.333	1	3	0	1	1	0	0	0	0	1	0	0	0	0	0	0
M. STANLEY	.286	6	21	2	6	0	0	1	2	1	6	1	0	1	0	0	0
A. GALARRAGA	.261	6	23	2	6	0	0	2	6	0	4	2	0	1	0	0	0
O. MERCED	.250	3	4	0	1	1	0	0	0	1	2	0	0	0	0	0	0
K. LOFTON	.217	6	23	4	5	3	0	2	5	4	2	0	0	0	3	2	0
C. KNOBLAUCH	.208	6	24	3	5	2	1	0	0	0	7	0	1	1	1	0	0
O. NIXON	.200	5	15	5	3	0	0	0	1	0	0	0	1	0	1	0	0
T. SALMON	.182	6	22	0	4	1	0	0	0	4	12	0	0	0	0	0	1
J. KRUK	.167	4	12	1	2	1	0	0	0	1	4	0	0	0	1	0	0
C. RIPKEN	.143	6	21	1	3	0	0	0	2	0	2	0	0	0	0	0	1
J. JAHA	.000	2	4	0	0	0	0	0	0	0	3	0	0	0	0	0	0
R. WHITE	----	0	0	0	0	0	0	0	0	0	0	0	0	0	0	0	0
J. SNOW	----	0	0	0	0	0	0	0	0	0	0	0	0	0	0	0	0
G. DiSARCINA	----	0	0	0	0	0	0	0	0	0	0	0	0	0	0	0	0
ALL PITCHERS	----	6	0	0	0	0	0	0	0	0	0	0	0	0	0	0	0
-----																	
TEAM TOTALS	.235		200		47		1		23		45		2		6		3
		6		23		11		7		16		4		3		3	

NAME	ERA	W	L	PCT	G	GS	CG	SH	SV	IP	H	R	ER	HR	BB	SO
D. HALL	0.00	0	0	----	3	0	0	0	1	1.2	0	0	0	0	0	1
B. WICKMAN	0.00	0	0	----	3	0	0	0	2	4.0	1	0	0	0	2	3
T. WORRELL	0.00	0	0	----	1	0	0	0	0	0.1	0	0	0	0	0	1
R. BONES	1.42	1	0	1.000	1	1	0	0	0	6.1	7	1	1	0	4	1
R. CLEMENS	2.41	1	1	.500	2	2	2	0	0	18.2	15	5	5	1	11	15
P. HENTGEN	3.68	1	0	1.000	1	1	0	0	0	7.1	6	4	3	2	2	6
P. MARTINEZ	5.28	1	1	.500	2	2	0	0	0	15.1	15	9	9	2	9	18
T. HENKE	----	0	0	----	0	0	0	0	0	0.0	0	0	0	0	0	0
D. KILE	----	0	0	----	0	0	0	0	0	0.0	0	0	0	0	0	0
ALL NON-PITCHERS	----	0	0	----	0	0	0	0	0	0.0	0	0	0	0	0	0
Team									0				+0			
-----																
TEAM TOTALS	3.02		2		6		2		3		44		18		28	
		4		.667		6		0		53.2		19		5		43

**SUBSET STATISTICAL REPORT**

**Primary Player Statistics For C:\SOMBB\STATS\1995MAW.SS0 WORLD SERIES**

NAME	BAVG	GM	AB	R	H	2B	3B	HR	RBI	BB	SO	HB	SH	DP	SB	CS	E
F.THOMAS	.467	6	15	2	7	6	0	1	2	11	3	0	0	0	0	0	1
L.DYKSTRA	.360	6	25	2	9	5	0	0	2	1	5	1	0	0	3	0	0
T.WALLACH	.238	6	21	4	5	0	0	2	3	3	5	0	0	0	0	1	2
M.TETTLETON	.238	6	21	3	5	2	0	0	3	5	5	0	0	0	0	0	0
M.ALOU	.208	6	24	3	5	2	0	0	2	2	6	0	0	4	0	0	0
T.PAGNOZZI	.200	4	10	0	2	2	0	0	0	1	1	0	0	0	0	0	0
E.BURKS	.190	6	21	2	4	1	0	2	7	3	8	0	0	0	0	0	0
W.JOYNER	.143	3	14	1	2	0	0	0	0	0	3	0	0	0	0	0	0
L.WHITAKER	.130	6	23	0	3	0	0	0	0	1	2	0	1	0	0	0	4
J.VALENTIN	.083	6	24	2	2	1	0	0	0	1	6	0	0	0	0	0	2
C.SHIPLEY	.000	1	1	0	0	0	0	0	0	0	1	0	0	0	0	0	0
V.COLEMAN	.000	1	1	0	0	0	0	0	0	0	0	0	0	0	0	0	0
ALL PITCHERS	----	6	0	0	0	0	0	0	0	0	0	0	0	0	0	0	0

TEAM TOTALS	.220		200		44		0		19		45		1		3		9
		6		19		19		5		28		1		4		1	

NAME	ERA	W	L	PCT	G	GS	CG	SH	SV	IP	H	R	ER	HR	BB	SO
M.EICHHORN	0.00	0	0	----	3	0	0	0	0	4.0	2	1	0	0	0	0
J.TABAKA	0.00	0	0	----	2	0	0	0	0	3.1	3	0	0	0	2	3
R.MYERS	0.00	0	0	----	1	0	0	0	0	1.1	1	0	0	0	0	1
M.WOHLERS	0.00	0	0	----	2	0	0	0	0	1.0	2	0	0	0	1	2
R.JOHNSON	1.06	1	1	.500	2	2	2	1	0	17.0	9	2	2	0	5	23
A.ASHBY	3.45	0	1	.000	2	2	1	0	0	15.2	13	6	6	4	5	11
T.HOFFMAN	5.40	1	0	1.000	2	0	0	0	0	3.1	4	2	2	0	1	3
M.FREEMAN	9.00	0	1	.000	1	1	0	0	0	5.0	7	5	5	2	1	2
S.ONTIVEROS	33.75	0	1	.000	1	1	0	0	0	1.1	6	7	5	1	1	0
A.SELE	----	0	0	----	0	0	0	0	0	0.0	0	0	0	0	0	0
ALL NON-PITCHERS	----	0	0	----	0	0	0	0	0	0.0	0	0	0	0	0	0
Team								0					+0			

TEAM TOTALS	3.46		4		6		3		0		47		20		16	
		2		.333		6		1		52.0		23		7		45

**BOXSCORE: 1995 NEW YORK KNIGHTS At 1995 MALIBU WAVES**

**GAME NOTES: WORLD SERIES GAME 1 MA 1 NY 0**

KNIGHTS						WAVES					
	AB	R	H	RBI	AVG		AB	R	H	RBI	AVG
K.LOFTON CF	5	0	0	0	.231	L.DYKSTRA CF	5	0	3	1	.600
C.KNOBLAUCH 2B	5	1	1	0	.440	L.WHITAKER 2B	4	0	0	0	.000
W.BOGGS 3B	3	1	2	2	.227	F.THOMAS 1B	1	0	1	0	1.000
A.GALARRAGA 1B	4	0	0	0	.346	M.TETTLETON DH	5	1	2	1	.400
T.SALMON RF	5	0	1	0	.182	M.ALOU LF	4	0	1	1	.250
M.STANLEY C	1	0	0	0	.273	E.BURKS RF	3	0	0	0	.000
A-D.NILSSON PR,C	3	0	1	0	.333	J.VALENTIN SS	5	0	0	0	.000
J.KRUK DH	3	0	1	0	.222	T.WALLACH 3B	4	2	1	0	.250
B-J.GONZALEZ PH,DH	1	0	0	0	.250	T.PAGNOZZI C	5	0	1	0	.200
C-O.MERCED PH,DH	1	0	0	0	.000						
C.RIPKEN SS	4	0	0	0	.231						
O.NIXON LF	3	0	0	0	.350						
	---	---	---	---			---	---	---	---	
<b>Totals</b>	<b>38</b>	<b>2</b>	<b>6</b>	<b>2</b>		<b>Totals</b>	<b>36</b>	<b>3</b>	<b>9</b>	<b>3</b>	

A-Pinch Ran For STANLEY In 4th Inning  
 B-Pinch Hit For KRUK In 8th Inning  
 C-Pinch Hit For GONZALEZ In 10th Inning

**INJURY: MIKE STANLEY INJURED (FOR 15 MORE GAMES) IN 4th INNING**

KNIGHTS.....	0	0	0	0	0	0	2	0	0	-	2	6	0	
WAVES.....	0	0	0	1	1	0	0	0	0	1	-	3	9	3

KNIGHTS	IP	H	R	ER	BB	SO	HR	ERA
R.CLEMENS LOSS(1-2)	9 2/3	9	3	3	8	8	0	5.96
<b>Totals</b>	<b>9 2/3</b>	<b>9</b>	<b>3</b>	<b>3</b>	<b>8</b>	<b>8</b>	<b>0</b>	

WAVES	IP	H	R	ER	BB	SO	HR	ERA
A.ASHBY	7 2/3	5	2	2	2	5	1	2.35
M.EICHHORN	1	0	0	0	0	0	0	0.00
T.HOFFMAN WIN(1-0)	1 1/3	1	0	0	0	0	0	0.00
<b>Totals</b>	<b>10</b>	<b>6</b>	<b>2</b>	<b>2</b>	<b>2</b>	<b>5</b>	<b>1</b>	

LEFT ON BASE- KNIGHTS:11 WAVES:13  
 DOUBLE PLAYS- KNIGHTS: 0 WAVES: 0  
 ERRORS- L.WHITAKER-2, T.WALLACH  
 DOUBLES- W.BOGGS(1st), D.NILSSON(1st), L.DYKSTRA-2(2nd), F.THOMAS(1st),  
 M.TETTLETON(1st), T.PAGNOZZI(1st)  
 HOME RUNS- W.BOGGS(1st)  
 STOLEN BASES- L.DYKSTRA(1st)  
 SACRIFICE HITS- O.NIXON, L.WHITAKER  
 WALKS- W.BOGGS-2, F.THOMAS-4, M.ALOU, E.BURKS-2, T.WALLACH  
 HIT BY PITCH- A.GALARRAGA, M.STANLEY, L.DYKSTRA  
 STRIKE OUTS- A.GALARRAGA, T.SALMON-2, D.NILSSON, J.KRUK, L.DYKSTRA, L.WHITAKER,  
 M.TETTLETON, M.ALOU, E.BURKS-2, J.VALENTIN, T.WALLACH  
 WILD PITCHES- T.HOFFMAN

**BOXSCORE: 1995 NEW YORK KNIGHTS At 1995 MALIBU WAVES**

**GAME NOTES: WORLD SERIES GAME 2 MA 2 NY 0**

KNIGHTS	AB	R	H	RBI	AVG	WAVES	AB	R	H	RBI	AVG
K.LOFTON CF	4	0	0	0	.200	L.DYKSTRA CF	4	1	3	1	.667
W.BOGGS 3B	3	0	1	0	.240	W.JOYNER 1B	4	0	1	0	.250
M.STANLEY C	4	0	1	0	.269	F.THOMAS DH	1	0	0	0	.500
A.GALARRAGA 1B	4	0	1	0	.333	M.TETTLETON C	2	0	0	1	.286
T.SALMON RF	4	0	0	0	.154	A-T.PAGNOZZI C	0	0	0	0	.200
J.GONZALEZ LF	4	0	2	0	.375	M.ALOU LF	4	0	0	0	.125
C.RIPKEN SS	3	0	1	0	.241	E.BURKS RF	4	1	1	1	.143
J.JAHA DH	3	0	0	0	.000	L.WHITAKER 2B	3	0	0	0	.000
C.KNOBLAUCH 2B	3	0	0	0	.393	J.VALENTIN SS	4	1	1	0	.111
						T.WALLACH 3B	3	0	0	0	.143
<b>Totals</b>	<b>32</b>	<b>0</b>	<b>6</b>	<b>0</b>		<b>Totals</b>	<b>29</b>	<b>3</b>	<b>6</b>	<b>3</b>	

A-Subbed Defensively (C ) For TETTLETON In 9th Inning

KNIGHTS.....	0	0	0	0	0	0	0	0	0	-	0	6	0
WAVES.....	1	1	0	0	0	1	0	0	0	-	3	6	1

KNIGHTS	IP	H	R	ER	BB	SO	HR	ERA
P.MARTINEZ LOSS(1-1)	7 2/3	6	3	3	6	11	1	3.77
D.HALL	0 1/3	0	0	0	0	1	0	2.45
<b>Totals</b>	<b>8</b>	<b>6</b>	<b>3</b>	<b>3</b>	<b>6</b>	<b>12</b>	<b>1</b>	

WAVES	IP	H	R	ER	BB	SO	HR	ERA
R.JOHNSON WIN(1-0)	9	6	0	0	1	15	0	0.00
<b>Totals</b>	<b>9</b>	<b>6</b>	<b>0</b>	<b>0</b>	<b>1</b>	<b>15</b>	<b>0</b>	

LEFT ON BASE- KNIGHTS: 6 WAVES: 8

DOUBLE PLAYS- KNIGHTS: 1 WAVES: 0

ERRORS- L.WHITAKER

DOUBLES- L.DYKSTRA(3rd), J.VALENTIN(1st)

HOME RUNS- E.BURKS(1st)

STOLEN BASES- L.DYKSTRA-2(3rd)

CAUGHT STEALING- J.GONZALEZ

WALKS- W.BOGGS, F.THOMAS-3, M.TETTLETON-2, L.WHITAKER

STRIKE OUTS- K.LOFTON, W.BOGGS, M.STANLEY-2, A.GALARRAGA, T.SALMON-3, C.RIPKEN, J.JAHA-3, C.KNOBLAUCH-3, W.JOYNER-2, F.THOMAS, M.ALOU-2, E.BURKS, L.WHITAKER, J.VALENTIN-3, T.WALLACH-2

GIDP- M.ALOU

**BOXSCORE: 1995 MALIBU WAVES At 1995 NEW YORK KNIGHTS**  
**GAME NOTES: WORLD SERIES GAME 3 MA 2 NY 1**

WAVES	AB	R	H	RBI	AVG	KNIGHTS	AB	R	H	RBI	AVG
L.DYKSTRA CF	3	0	0	0	.500	K.LOFTON CF	4	0	2	1	.235
A-V.COLEMAN LF	1	0	0	0	.000	C.KNOBLAUCH 2B	5	2	1	0	.364
L.WHITAKER 2B	4	0	0	0	.000	W.BOGGS 3B	3	2	2	2	.286
F.THOMAS 1B	3	1	2	1	.600	A.GALARRAGA 1B	4	1	1	3	.324
M.TETTLETON DH	4	1	1	0	.273	T.SALMON RF	3	0	1	0	.172
M.ALOU LF,CF,RF	4	1	0	0	.083	M.STANLEY C	4	0	2	0	.300
E.BURKS RF	3	1	1	3	.200	J.KRUK DH	2	0	0	0	.200
B-C.SHIPLEY CF	1	0	0	0	.000	C-O.MERCED PH,DH	0	0	0	0	.000
J.VALENTIN SS	3	0	0	0	.083	D-J.GONZALEZ PH,DH	1	0	0	0	.333
T.WALLACH 3B	4	0	1	0	.182	C.RIPKEN SS	4	0	0	0	.212
T.PAGNOZZI C	3	0	1	0	.250	O.NIXON LF	4	1	1	0	.333
<b>Totals</b>	<b>33</b>	<b>4</b>	<b>6</b>	<b>4</b>		<b>Totals</b>	<b>34</b>	<b>6</b>	<b>10</b>	<b>6</b>	

A-Subbed Defensively (LF) For DYKSTRA In 5th Inning  
 B-Subbed Defensively (CF) For BURKS In 6th Inning  
 C-Pinch Hit For KRUK In 6th Inning  
 D-Pinch Hit For MERCED In 7th Inning

INJURY: LENNY DYKSTRA INJURED (FOR 4 MORE GAMES) IN 5th INNING  
 INJURY: ELLIS BURKS INJURED (FOR 5 MORE GAMES) IN 6th INNING

WAVES.....	0	3	1	0	0	0	0	0	0	0	-	4	6	3
KNIGHTS.....	2	0	1	0	2	0	1	0	-	6	10	1		

WAVES	IP	H	R	ER	BB	SO	HR	ERA
M.FREEMAN LOSS(0-1)	5	7	5	5	1	2	2	9.00
J.TABAKA	0 2/3	1	0	0	1	0	0	0.00
M.EICHHORN	0 2/3	0	1	0	0	0	0	0.00
M.WOHLERS	0 1/3	1	0	0	1	0	0	0.00
R.MYERS	1 1/3	1	0	0	0	1	0	0.00
<b>Totals</b>	<b>8</b>	<b>10</b>	<b>6</b>	<b>5</b>	<b>3</b>	<b>3</b>	<b>2</b>	

KNIGHTS	IP	H	R	ER	BB	SO	HR	ERA
P.HENTGEN WIN(1-0)	7 1/3	6	4	3	2	6	2	3.14
T.WORRELL	0 1/3	0	0	0	0	1	0	2.45
B.WICKMAN SAVE(2nd)	1 1/3	0	0	0	0	2	0	0.00
<b>Totals</b>	<b>9</b>	<b>6</b>	<b>4</b>	<b>3</b>	<b>2</b>	<b>9</b>	<b>2</b>	

LEFT ON BASE- WAVES: 4 KNIGHTS: 8  
 DOUBLE PLAYS- WAVES: 1 KNIGHTS: 0  
 ERRORS- L.WHITAKER, F.THOMAS, J.VALENTIN, C.RIPKEN  
 DOUBLES- F.THOMAS(2nd), T.PAGNOZZI(2nd), K.LOFTON-2(3rd)  
 TRIPLES- C.KNOBLAUCH(1st)  
 HOME RUNS- F.THOMAS(1st), E.BURKS(2nd), W.BOGGS(2nd), A.GALARRAGA(3rd)  
 STOLEN BASES- C.KNOBLAUCH(4th)  
 CAUGHT STEALING- T.WALLACH  
 SACRIFICE FLIES- W.BOGGS  
 WALKS- F.THOMAS, J.VALENTIN, K.LOFTON, T.SALMON, O.MERCED  
 STRIKE OUTS- L.DYKSTRA-2, M.TETTLETON-2, E.BURKS-2, C.SHIPLEY, T.WALLACH,  
 T.PAGNOZZI, C.KNOBLAUCH, J.KRUK-2  
 GIDP- C.KNOBLAUCH  
 WILD PITCHES- P.HENTGEN



**BOXSCORE: 1995 MALIBU WAVES At 1995 NEW YORK KNIGHTS**  
**GAME NOTES: WORLD SERIES GAME 4 MA 2 NY 2**

WAVES	AB	R	H	RBI	AVG
L.DYKSTRA CF	4	0	0	0	.375
L.WHITAKER 2B	4	0	2	0	.133
F.THOMAS 1B	4	0	1	0	.444
M.TETTLETON DH	3	0	0	0	.214
M.ALOU LF	4	1	1	0	.125
E.BURKS RF	4	0	1	1	.214
J.VALENTIN SS	4	0	0	0	.063
T.WALLACH 3B	3	1	1	1	.214
T.PAGNOZZI C	2	0	0	0	.200
<b>Totals</b>	<b>32</b>	<b>2</b>	<b>6</b>	<b>2</b>	

KNIGHTS	AB	R	H	RBI	AVG
K.LOFTON CF	3	2	2	3	.270
C.KNOBLAUCH 2B	4	0	2	0	.378
W.BOGGS 3B	4	0	1	0	.281
A.GALARRAGA 1B	4	0	1	0	.316
T.SALMON RF	3	0	0	0	.156
M.STANLEY C	4	1	2	1	.324
J.KRUK DH	3	0	0	0	.174
C.RIPKEN SS	3	0	0	0	.194
O.NIXON LF	3	1	0	0	.296
<b>Totals</b>	<b>31</b>	<b>4</b>	<b>8</b>	<b>4</b>	

WAVES.....	0	2	0	0	0	0	0	0	0	0	-	2	6	0
KNIGHTS.....	0	0	0	0	2	1	1	0	-	4	8	1		

WAVES	IP	H	R	ER	BB	SO	HR	ERA
A.ASHBY LOSS(0-1)	8	8	4	4	3	6	3	3.45
<b>Totals</b>	<b>8</b>	<b>8</b>	<b>4</b>	<b>4</b>	<b>3</b>	<b>6</b>	<b>3</b>	

KNIGHTS	IP	H	R	ER	BB	SO	HR	ERA
R.CLEMENS WIN(2-2)	9	6	2	2	3	7	1	4.83
<b>Totals</b>	<b>9</b>	<b>6</b>	<b>2</b>	<b>2</b>	<b>3</b>	<b>7</b>	<b>1</b>	

LEFT ON BASE- WAVES: 6 KNIGHTS: 6

DOUBLE PLAYS- WAVES: 0 KNIGHTS: 1

ERRORS- W.BOGGS

DOUBLES- F.THOMAS(3rd), E.BURKS(1st), C.KNOBLAUCH-2(4th), W.BOGGS(2nd)

HOME RUNS- T.WALLACH(1st), K.LOFTON-2(2nd), M.STANLEY(3rd)

STOLEN BASES- J.KRUK(1st), O.NIXON(5th)

CAUGHT STEALING- K.LOFTON

WALKS- M.TETTLETON, T.WALLACH, T.PAGNOZZI, K.LOFTON, T.SALMON, J.KRUK

STRIKE OUTS- L.DYKSTRA-2, F.THOMAS, M.TETTLETON, M.ALOU, E.BURKS-2, W.BOGGS,  
A.GALARRAGA, T.SALMON-2, M.STANLEY, C.RIPKEN

GIDP- M.ALOU

WILD PITCHES- A.ASHBY

**BOXSCORE: 1995 MALIBU WAVES At 1995 NEW YORK KNIGHTS**  
**GAME NOTES: WORLD SERIES GAME 5 NY 3 MA 2**

WAVES	AB	R	H	RBI	AVG	KNIGHTS	AB	R	H	RBI	AVG
L.DYKSTRA CF	4	0	1	0	.350	K.LOFTON CF	2	0	0	0	.256
W.JOYNER 1B	5	0	0	0	.111	W.BOGGS 3B	4	0	0	0	.250
F.THOMAS DH	2	1	1	0	.455	M.STANLEY C	3	1	0	0	.297
M.TETTLETON C	4	0	2	0	.278	A.GALARRAGA 1B	2	0	0	0	.300
M.ALOU LF	4	0	2	1	.200	A-O.NIXON PR,LF	1	1	0	0	.286
E.BURKS RF	4	0	0	0	.167	T.SALMON RF	3	0	0	0	.143
L.WHITAKER 2B	4	0	1	0	.158	J.GONZALEZ LF	2	0	1	0	.364
J.VALENTIN SS	4	0	0	0	.050	B-J.JAHA PR,1B	1	0	0	0	.000
T.WALLACH 3B	3	0	1	0	.235	C.RIPKEN SS	3	0	1	2	.205
						O.MERCED DH	3	0	1	0	.250
						C.KNOBLAUCH 2B	2	0	0	0	.359
<b>Totals</b>	<b>34</b>	<b>1</b>	<b>8</b>	<b>1</b>		<b>Totals</b>	<b>26</b>	<b>2</b>	<b>3</b>	<b>2</b>	

A-Pinch Ran For GALARRAGA In 6th Inning  
 B-Pinch Ran For GONZALEZ In 6th Inning

INJURY: ANDRES GALARRAGA INJURED (FOR 7 MORE GAMES) IN 6th INNING  
 INJURY: JUAN GONZALEZ INJURED (FOR 1 MORE GAME) IN 6th INNING

WAVES.....	0	0	1	0	0	0	0	0	0	-	1	8	1
KNIGHTS.....	0	0	0	0	0	2	0	0	0	-	2	3	0

WAVES	IP	H	R	ER	BB	SO	HR	ERA
R.JOHNSON LOSS(1-1)	8	3	2	2	4	8	0	1.06
<b>Totals</b>	<b>8</b>	<b>3</b>	<b>2</b>	<b>2</b>	<b>4</b>	<b>8</b>	<b>0</b>	

KNIGHTS	IP	H	R	ER	BB	SO	HR	ERA
R.BONES WIN(2-0)	6 1/3	7	1	1	4	1	0	2.35
B.WICKMAN	2	1	0	0	0	1	0	0.00
D.HALL SAVE(1st)	0 2/3	0	0	0	0	0	0	2.08
<b>Totals</b>	<b>9</b>	<b>8</b>	<b>1</b>	<b>1</b>	<b>4</b>	<b>2</b>	<b>0</b>	

LEFT ON BASE- WAVES:10 KNIGHTS: 7  
 DOUBLE PLAYS- WAVES: 0 KNIGHTS: 1

ERRORS- J.VALENTIN

DOUBLES- L.DYKSTRA(4th), F.THOMAS(4th), M.TETTLETON(2nd), M.ALOU(1st),  
 O.MERCED(1st)

STOLEN BASES- K.LOFTON-3(7th)

CAUGHT STEALING- K.LOFTON

SACRIFICE HITS- C.KNOBLAUCH

WALKS- L.DYKSTRA, F.THOMAS-2, T.WALLACH, K.LOFTON-2, M.STANLEY, T.SALMON

HIT BY PITCH- A.GALARRAGA, J.GONZALEZ

STRIKE OUTS- J.VALENTIN, T.WALLACH, M.STANLEY, A.GALARRAGA, T.SALMON-3,  
 O.MERCED-2, C.KNOBLAUCH

GIDP- M.ALOU

**BOXSCORE: 1995 NEW YORK KNIGHTS At 1995 MALIBU WAVES**  
**GAME NOTES: WORLD SERIES GAME 6 NEW YORK WON 4 MA 2**

KNIGHTS	AB	R	H	RBI	AVG
K.LOFTON CF	5	2	1	1	.250
C.KNOBLAUCH 2B	5	0	1	0	.341
W.BOGGS 3B	3	2	2	3	.282
A.GALARRAGA 1B	5	1	3	3	.333
T.SALMON RF	4	0	2	0	.179
M.STANLEY C	5	0	1	1	.286
J.KRUK DH	4	1	1	0	.185
C.RIPKEN SS	4	1	1	0	.209
O.NIXON LF	4	2	2	1	.313
<b>Totals</b>	<b>39</b>	<b>9</b>	<b>14</b>	<b>9</b>	

WAVES	AB	R	H	RBI	AVG
L.DYKSTRA CF	5	1	2	0	.360
W.JOYNER 1B	5	1	1	0	.143
F.THOMAS DH	4	0	2	1	.467
M.TETTLETON C	3	1	0	1	.238
M.ALOU LF	4	1	1	0	.208
E.BURKS RF	3	0	1	2	.190
L.WHITAKER 2B	4	0	0	0	.130
J.VALENTIN SS	4	1	1	0	.083
T.WALLACH 3B	4	1	1	2	.238
<b>Totals</b>	<b>36</b>	<b>6</b>	<b>9</b>	<b>6</b>	

KNIGHTS.....	2	5	0	0	0	0	0	0	2	-	9	14	1
WAVES.....	1	2	2	0	0	0	1	0	0	-	6	9	1


KNIGHTS	IP	H	R	ER	BB	SO	HR	ERA
P.MARTINEZ WIN(2-1)	7 2/3	9	6	6	3	7	1	4.91
D.HALL	0 2/3	0	0	0	0	0	0	1.80
B.WICKMAN SAVE(3rd)	0 2/3	0	0	0	2	0	0	0.00
<b>Totals</b>	<b>9</b>	<b>9</b>	<b>6</b>	<b>6</b>	<b>5</b>	<b>7</b>	<b>1</b>	

WAVES	IP	H	R	ER	BB	SO	HR	ERA
S.ONTIVEROS LOSS(0-1)	1 1/3	6	7	5	1	0	1	33.75
J.TABAKA	2 2/3	2	0	0	1	3	0	0.00
M.EICHHORN	2 1/3	2	0	0	0	0	0	0.00
T.HOFFMAN	2	3	2	2	1	3	0	5.40
M.WOHLERS	0 2/3	1	0	0	0	2	0	0.00
<b>Totals</b>	<b>9</b>	<b>14</b>	<b>9</b>	<b>7</b>	<b>3</b>	<b>8</b>	<b>1</b>	

LEFT ON BASE- KNIGHTS: 6 WAVES: 8  
DOUBLE PLAYS- KNIGHTS: 1 WAVES: 2  
ERRORS- T.SALMON, T.WALLACH  
DOUBLES- K.LOFTON(4th), T.SALMON(2nd), J.KRUK(3rd), L.DYKSTRA(5th),  
F.THOMAS-2(6th), M.ALOU(2nd)  
HOME RUNS- A.GALARRAGA(4th), T.WALLACH(2nd)  
WALKS- W.BOGGS-2, T.SALMON, F.THOMAS, M.TETTLETON-2, M.ALOU, E.BURKS  
STRIKE OUTS- K.LOFTON, C.KNOBLAUCH-2, T.SALMON-2, M.STANLEY-2, J.KRUK, W.JOYNER  
F.THOMAS, M.TETTLETON, M.ALOU-2, E.BURKS, J.VALENTIN  
GIDP- A.GALARRAGA, M.STANLEY, M.ALOU


# Albany Empire

1991-1995




# Jackson Hole Guide

1991-1995




# Arizona Heat

Kentucky 1991; 1992-1995




# New York Knights

1991-1995




# Vernal Equinox

1991-1995




# California Golden Dragons

1991-1995




# Washington Generals

1991-1995




# Central Valley Condors

lowa 1991-1994; 1995




# Evanston Equine

Ontario 1991; 1992-1995




# Lake Tahoe Dealers

Vancouver 1991; 1992-1995




# Hawaii Surf

Girard 1991-1994; 1995



# Malibu Wave

Arizona 1991; 1992-1995



1995 TEAM STATISTICS

TEAM	G	AB	R	H	2B	3B	HR	RBI	BB	SO	HB	SH	DP	SB	CS	E	SF	BA	OBA	SLG
ARIZONA	162	5752	1012	1723	357	38	201	965	603	900	54	64	138	91	25	110	69	300	367	480
WASHINGTON	162	5546	956	1527	240	44	256	888	654	916	71	41	119	330	128	110	55	275	356	473
MALIBU	162	5577	905	1508	333	47	243	873	689	1120	40	45	128	90	51	128	48	270	352	478
NEW YORK	162	5731	901	1657	301	23	177	853	557	1035	71	42	153	213	65	104	53	289	356	442
LAKE TAHOE	162	5620	882	1539	288	19	259	828	636	1091	34	26	166	89	37	115	41	274	349	470
CENTRAL VALLEY	162	5654	805	1527	352	44	170	765	447	988	26	24	109	121	54	68	49	270	324	438
EVANSTON	122	4193	598	1102	183	26	184	568	384	895	17	21	78	77	36	86	27	263	325	451
CALIFORNIA	162	5587	786	1490	295	53	172	747	499	991	48	79	109	110	61	110	42	267	330	431
ALBANY	162	5684	764	1508	242	31	206	720	425	1047	71	28	119	141	64	151	50	265	322	428
JACKSON HOLE	162	5536	719	1429	261	33	145	684	515	1065	42	78	121	138	52	91	53	258	323	396
HAWAII	152	4962	672	1330	204	51	141	633	466	903	47	28	136	116	43	95	46	266	334	415
VERNAL	162	5065	652	1262	214	36	202	629	320	1027	40	36	98	72	48	101	23	249	298	425

TEAM	ERA	W	L	PCT	G	GS	CG	SH	SV	IP	H	R	ER	HR	BB	SO	E	BK	WP
WASHINGTON	3.81	105	57	648	162	162	55	10	37	1480.67	1404	677	618	179	462	1154	4	8	37
MALIBU	3.87	100	62	617	162	162	37	6	40	1456.33	1402	738	627	179	479	1045	4	0	50
NEW YORK	4.07	96	66	593	162	162	61	11	27	1463.00	1347	715	661	182	482	1151	17	0	39
ARIZONA	4.53	101	61	623	162	162	36	11	47	1447.33	1435	776	728	219	530	1073	13	1	51
CALIFORNIA	4.57	73	89	451	162	162	46	6	27	1444.00	1481	814	734	179	640	909	21	6	54
ALBANY	4.65	73	89	451	162	162	30	11	35	1456.67	1500	861	752	190	599	1158	17	11	62
VERNAL	4.79	69	93	426	162	162	22	3	35	1366.00	1348	806	727	190	550	862	13	4	51
LAKE TAHOE	5.20	80	82	494	162	162	58	5	25	1443.00	1649	896	833	224	480	1181	7	13	25
CENTRAL VALEY	5.20	79	89	470	162	162	34	9	23	1431.00	1614	871	827	195	609	1028	6	16	49
JACKSON HOLE	5.30	62	100	383	162	162	32	3	27	1425.67	1585	896	839	238	499	909	8	7	50
HAWAII	5.31	65	87	428	152	152	27	2	24	1323.00	1527	845	781	211	450	818	3	6	46
EVANSTON	6.16	47	75	385	122	122	23	2	20	1058.00	1327	782	724	170	463	758	9	11	38

## 1995 Salt Lake Strat-o League All-Star Team

Position	First Team	Second Team
Starting Pitchers	Greg Maddux, Albany Roger Clemens, New York Andy Benes, Washington Dennis Martinez, Washington	David Cone, Washington Steve Ontiveros, Malibu Pedro Martinez, New York Pat Hentgen, New York
Relief Pitchers	John Wetteland, Arizona Trevor Hoffman, Malibu	Steve Howe, Washington Doug Jones, Jackson Hole
Design. Hitter	Frank Thomas, Malibu	Kevin Mitchell, Lake Tahoe
Catcher	Mike Piazza, Lake Tahoe	Darren Daulton, Arizona
First Base	Jeff Bagwell, Arizona	Andres Galarraga, New York
Second Base	Craig Biggio, Washington	Chuck Knoblauch, New York
Third Base	Matt Williams, Evanston	Wade Boggs, New York
Shortstop	John Valentin, Arizona	Vinny Castilla, Central Valley
Outfield	Barry Bonds, Washington Ken Griffey Jr., Lake Tahoe Tony Gwynn, Arizona	Albert Belle, Evanston Kenny Lofton, New York Kirby Puckett, California

**Player of the Year: Barry Bonds, Washington**

**Pitcher of the Year: Greg Maddux, Albany**

**Manager of the Year: Doug Wagstaff, New York**



1995 Ballot Results

Starters	1	2	3	4	5	6	7	8	9	T
Maddux, G	10	0	0	0	0	0	0	0	0	100
Clemens, R	0	5	2	1	0	2	0	0	0	68
Benes, A	0	2	2	6	0	0	0	0	0	66
Martinez, D	0	3	4	1	1	0	1	0	0	66
Cone, D	0	0	1	2	6	1	0	0	0	53
Ortiveros, S	0	0	1	0	3	5	0	0	1	43
Martinez, P	0	0	0	0	0	1	4	0	2	18
Hentgen, P	0	0	0	0	0	1	1	4	0	15
Hill, K	0	0	0	0	0	0	2	3	1	13
McDowell, J	0	0	0	0	0	0	1	0	2	5
Johnson, R	0	0	0	0	0	0	0	1	1	3
Hamilton, J	0	0	0	0	0	0	1	0	0	3
Fassero, J	0	0	0	0	0	0	0	1	1	3
Freeman, M	0	0	0	0	0	0	0	1	0	2
Saberhagen, B	0	0	0	0	0	0	0	0	1	1
Bullinger, J	0	0	0	0	0	0	0	0	1	1

Designated hitter	1	2	3	T
Thomas, F	9	0	1	46
Mitchell, K	0	7	1	22
Brogna, R	1	3	3	17
Clark, W	0	0	3	3
Hamelin, B	0	0	1	1
Davis, C	0	0	1	1

Catcher	1	2	3	T
Piazza, M	5	3	2	36
Daulton, D	1	6	3	28
Stanley, M	4	0	4	24
Leyritz, J	0	1	0	3
Rodriguez, I	0	0	1	1

Firstbase	1	2	3	T
Bagwell, J	10	0	0	50
Galarraga, A	0	5	1	16
McGriff, F	0	2	5	11
Vaughn, M	0	2	2	8
McGwire, M	0	1	1	4
Morris, H	0	0	1	1

Outfield	1	2	3	4	5	6	7	T
Bonds, B	4	6	0	0	0	0	0	88
Griffey, K	6	2	1	1	0	0	0	87
Gwynn, T	0	2	3	2	2	1	0	55
Belle, A	0	0	5	1	2	0	1	44
Lofton, K	0	0	1	5	2	1	0	42
Puckett, K	0	0	0	1	1	3	2	20
Alou, M	0	0	0	0	2	1	3	14
O'Neil, P	0	0	0	0	1	2	1	11
Sheffield, G	0	0	0	0	0	2	0	6
Mondesi, R	0	0	0	0	0	0	2	2
Walker, L	0	0	0	0	0	0	1	1

Pitcher of the Year	1	2	3	4	5	6	T
Maddux, G	9	1	0	0	0	0	98
Clemens, R	1	4	0	3	0	0	54
Martinez, D	0	3	2	1	0	3	43
Wetzeland, J	0	1	5	0	2	0	42
Benes, A	0	1	2	4	3	0	42
Cone, D	0	0	0	1	4	2	14
Ortiveros, S	0	0	1	0	1	4	12
Hoffman, T	0	0	0	1	0	1	5

Relievers	1	2	3	4	5	T
Wetzeland, J	9	0	0	1	0	94
Hoffman, T	0	4	3	1	1	56
Howe, S	0	1	3	4	2	46
Jones, D	1	4	0	0	1	44
Jackson, M	0	1	3	2	0	34
Eichhorn, M	0	0	1	0	1	8
Jones, T	0	0	0	1	1	6
Rojas, M	0	0	0	0	2	4
Cox, D	0	0	0	1	0	4
Aquino, L	0	0	0	0	1	2
DeLeon, J	0	0	0	0	1	2

Secondbase	1	2	3	T
Biggio, C	6	3	1	40
Knoblauch, C	3	5	1	31
Kent, J	0	1	6	9
Phillips, T	1	0	0	5
Frye, J	0	1	0	3
Baerga, C	0	0	1	1
Alomar, R	0	0	1	1

Thirdbase	1	2	3	T
Williams, M	5	2	1	32
Boggs, W	4	1	1	24
Wallach, T	1	4	3	20
Thome, J	0	2	2	8
Williams, E	0	1	2	5
Bonilla, B	0	0	1	1

Shortstop	1	2	3	T
Valentin, John	8	1	0	43
Castilla, V	1	3	4	18
Ripken, C	0	5	2	17
Larkin, B	1	0	2	7
Valentin, Jose	0	1	1	4
Guillen, O	0	0	1	1

Most Valuable Player	1	2	3	4	5	6	T
Bonds, B	2	3	2	2	1	0	66
Bagwell, J	1	4	3	1	0	1	65
Griffey, K	3	2	2	1	0	2	64
Thomas, F	3	0	1	2	3	0	50
Lofton, K	1	1	1	1	0	1	29
Gwynn, T	0	0	0	1	2	2	10
Belle, A	0	0	1	0	1	1	9
Brogna, R	0	0	0	2	0	0	8
Maddux, G	0	0	0	0	1	0	2
Puckett, K	0	0	0	0	1	0	2
Stanley, M	0	0	0	0	1	0	2
Clemens, R	0	0	0	0	0	1	1
Knoblauch, C	0	0	0	0	0	1	1
Mitchell, K	0	0	0	0	0	1	1

Manager of the Year	1	2	3	Tot
Wagstaff, D	8	1	1	44
Peterson, K	1	4	1	18
Harrison, M	0	2	5	11
Lyon, D	1	1	1	9
Weiser, S	0	2	1	7
Ball, D	0	0	1	1

1995 HITTING LEADERS

**BATTING AVERAGE**

GWYNN, T	AZ	385
BROGNA, R	CV	353
BELLE, A	EV	349
MORRIS, H	JH	348
BAGWELL, J	AZ	341
KRUK, J	NY	337
GRIFFEY JR., K	LT	336
O'NEILL, P	CA	325
LOFTON, K	NY	325
CASTILLA, V	CV	323
THOMAS, F	MA	322
JEFFERIES, G	LT	318
ALOU, M	MA	316
PUCKETT, K	CA	314
BELL, D	AL	314
BUTLER, B	WA	310
VALENTIN, JOHN	AZ	308
STANLEY, M	NY	306
BOGGS, W	NY	304
CLARK, W	AZ	301
ROBERTS, B	HA	300
KNOBLAUCH, C	NY	300
WILLIAMS, E	WA	298
MITCHELL, K	LT	298
COLE, A	JH	297

**ON-BASE PERCENTAGE**

THOMAS, F	MA	443
GWYNN, T	AZ	421
KRUK, J	NY	415
CLARK, W	AZ	414
BAGWELL, J	AZ	414
O'NEILL, P	CA	412
BELLE, A	EV	409
MITCHELL, K	LT	405
BOGGS, W	NY	398
BUTLER, B	WA	394
GRIFFEY JR., K	LT	383
STANLEY, M	NY	383
SHEFFIELD, G	WA	379
BROGNA, R	CV	378
WILLIAMS, E	WA	378
LOFTON, K	NY	377
DAULTON, D	AZ	374
FRYE, J	CV	374
ALOU, M	MA	373
BONDS, B	WA	372
JEFFERIES, G	LT	372
SALMON, T	NY	370
MORRIS, H	JH	369
VALENTIN, JOHN	AZ	366
JUSTICE, D	JH	366

**SLUGGING PERCENTAGE**

GRIFFEY JR., K	LT	740
BELLE, A	EV	731
THOMAS, F	MA	703
BAGWELL, J	AZ	691
BONDS, B	WA	643
BROGNA, R	CV	626
McGRIFF, F	VN	595
MITCHELL, K	LT	585
SHEFFIELD, G	WA	565
WILLIAMS, M	EV	555
GWYNN, T	AZ	549
HAMELIN, B	CA	548
PUCKETT, K	CA	542
ALOU, M	MA	542
DAULTON, D	AZ	542
THOME, J	AL	536
BURKS, E	MA	527
WILLIAMS, E	WA	527
GALARRAGA, A	NY	525
CASTILLA, V	CV	523
WALKER, L	CV	515
DAVIS, C	HA	514
O'NEILL, P	CA	510
VAUGHAN, M	AL	505
CLARK, D	VN	499

**AT BATS**

GWYNN, T	AZ	714
BONDS, B	WA	647
BIGGIO, C	WA	643
ALOU, M	MA	640
GALARRAGA, A	NY	640
PUCKETT, K	CA	640
BELL, D	AL	637
MARTIN, A	AL	632
VALENTIN, JOHN	AZ	624
MOLITOR, P	CA	622
KENT, J	AZ	621
VAUGHAN, M	AL	620
JEFFERIES, G	LT	619
MONDESI, R	VN	619
RIPKEN, C	NY	613
O'NEILL, P	CA	612
WALKER, L	CV	612
PIAZZA, M	LT	609
GRIFFEY JR., K	LT	604
THOMAS, F	MA	603
BAGWELL, J	AZ	601
MITCHELL, K	LT	597
ROBERTS, B	HA	596
FRYE, J	CV	593
CAMINITI, K	CV	592

**RUNS SCORED**

GWYNN, T	AZ	143
BONDS, B	WA	139
BAGWELL, J	AZ	138
THOMAS, F	MA	136
GRIFFEY JR., K	LT	133
BIGGIO, C	WA	118
LOFTON, K	NY	114
MITCHELL, K	LT	111
CLARK, W	AZ	109
JEFFERIES, G	LT	108
O'NEILL, P	CA	107
WALKER, L	CV	100
GALARRAGA, A	NY	99
STANLEY, M	NY	99
PIAZZA, M	LT	98
BUTLER, B	WA	97
SALMON, T	NY	97
VALENTIN, JOHN	AZ	97
VAUGHAN, M	AL	97
BELLE, A	EV	96
DAULTON, D	AZ	96
KNOBLAUCH, C	NY	96
PUCKETT, K	CA	96
DAVIS, C	HA	95
FRYE, J	CV	95
SHEFFIELD, G	WA	95

**RUNS BATTED IN**

BAGWELL, J	AZ	164
BONDS, B	WA	163
THOMAS, F	MA	147
GRIFFEY JR., K	LT	144
MITCHELL, K	LT	133
PUCKETT, K	CA	131
GALARRAGA, A	NY	124
ALOU, M	MA	122
BELLE, A	EV	113
McGRIFF, F	VN	107
BROGNA, R	CV	106
KENT, J	AZ	106
WALLACH, T	MA	105
GWYNN, T	AZ	104
DAVIS, C	HA	103
MONDESI, R	VN	101
BOGGS, W	NY	99
HAMELIN, B	CA	99
SHEFFIELD, G	WA	98
VAUGHAN, M	AL	98
DAULTON, D	AZ	96
WALKER, L	CV	96
PIAZZA, M	LT	95
RIPKEN, C	NY	95
BONILLA, B	AZ	94
WILLIAMS, E	WA	94

**HOME RUNS**

GRIFFEY JR., K	LT	65
BONDS, B	WA	64
BAGWELL, J	AZ	62
THOMAS, F	MA	59
MITCHELL, K	LT	47
McGRIFF, F	VN	47
GALARRAGA, A	NY	44
BELLE, A	EV	41
HAMELIN, B	CA	39
THOME, J	AL	37
WILLIAMS, M	EV	37
DAVIS, C	HA	36
WALLACH, T	MA	36
PIAZZA, M	LT	34
SHEFFIELD, G	WA	34
VAUGHAN, M	AL	34
SALMON, T	NY	33
ALOU, M	MA	31
BURKS, E	MA	31
DAULTON, D	AZ	31
LEYRITZ, J	WA	31
PUCKETT, K	CA	31
WILLIAMS, E	WA	31
McGWIRE, M	EV	29
RODRIGUEZ, I	AL	28

**GAMES PLAYED**

BONDS, B	WA	162
GWYNN, T	AZ	162
RIPKEN, C	NY	162
THOMAS, F	MA	162
ALOU, M	MA	161
BELL, D	AL	161
VAUGHAN, M	AL	161
BIGGIO, C	WA	160
KENT, J	AZ	160
MITCHELL, K	LT	159
O'NEILL, P	CA	159
PUCKETT, K	CA	159
RODRIGUEZ, I	AL	158
BELL, J	LT	157
BONILLA, B	AZ	157
VALENTIN, JOHN	AZ	157
WALKER, L	CV	157
GALARRAGA, A	NY	156
MOLITOR, P	CA	156
MARTIN, A	AL	155
BICHETTE, D	CV	154
PIAZZA, M	LT	154
STANLEY, M	NY	154
WALLACH, T	MA	154
CAMINITI, K	CV	153

1995 HITTING LEADERS

**HITS**

GWYNN, T	AZ	275
BAGWELL, J	AZ	205
GRIFFEY JR., K	LT	203
ALOU, M	MA	202
PUCKETT, K	CA	201
BELL, D	AL	200
O'NEILL, P	CA	199
JEFFERIES, G	LT	197
MORRIS, H	JH	197
THOMAS, F	MA	194
VALENTIN, JOHN	AZ	192
BONDS, B	WA	191
BROGNA, R	CV	183
CASTILLA, V	CV	182
MOLITOR, P	CA	182
LOFTON, K	NY	181
BIGGIO, C	WA	180
RIPKEN, C	NY	180
ROBERTS, B	HA	179
BOGGS, W	NY	178
GALARRAGA, A	NY	178
MITCHELL, K	LT	178
MONDESI, R	VN	178
STANLEY, M	NY	178
KNOBLAUCH, C	NY	177
PIAZZA, M	LT	177

**DOUBLES**

GWYNN, T	AZ	68
KNOBLAUCH, C	NY	63
WALKER, L	CV	58
VALENTIN, JOHN	AZ	55
DYKSTRA, L	MA	53
FRYE, J	CV	53
THOMAS, F	MA	53
BIGGIO, C	WA	52
CASTILLA, V	CV	47
STANLEY, M	NY	47
BROGNA, R	CV	46
PUCKETT, K	CA	43
BELL, J	LT	41
MONDESI, R	VN	41
VALENTIN, JOSE	JH	40
GRIFFEY JR., K	LT	39
JEFFERIES, G	LT	39
KINGERY, M	AZ	39
KRUK, J	NY	38
ALOU, M	MA	34
DAULTON, D	AZ	34
GOMEZ, L	JH	34
BELLE, A	EV	33
BICHETTE, D	CV	33
MACK, S	HA	33
VAUGHAN, M	AL	33

**TRIPLES**

SANDBERG, R	CA	15
BURKS, E	MA	11
COOPER, S	CA	11
GUILLEN, O	HA	11
KINGERY, M	AZ	11
MARTIN, A	AL	11
BUTLER, B	WA	10
DYKSTRA, L	MA	10
LEWIS, D	EV	10
LOFTON, K	NY	10
MONDESI, R	VN	10
ALOU, M	MA	9
BROGNA, R	CV	9
CASTILLA, V	CV	9
ALOMAR, R	JH	8
KENT, J	AZ	8
SANDERS, D	VN	8
SOSA, S	HA	8
BIGGIO, C	WA	7
FRYE, J	CV	7
MORANDINI, M	HA	7
CLARK, D	VN	6
OLERUD, J	WA	6
ROBERTS, B	HA	6

**STOLEN BASES**

LOFTON, K	NY	82
BONDS, B	WA	71
BIGGIO, C	WA	58
ROBERTS, B	HA	48
BUTLER, B	WA	47
KNOBLAUCH, C	NY	46
NIXON, O	NY	42
COLE, A	JH	41
FERNANDEZ, T	WA	37
LARKIN, B	CA	37
SANDERS, D	VN	33
SHEFFIELD, G	WA	31
CANSECO, J	WA	30
BELL, D	AL	29
ALOMAR, R	JH	26
GRISSOM, M	AZ	26
KIRBY, W	CV	25
WALKER, L	CV	23
BRUMFIELD, J	EV	22
MARTIN, A	AL	22
JEFFERIES, G	LT	21
BAGWELL, J	AZ	19
CLAYTON, R	JH	19
DYKSTRA, L	MA	19
MORANDINI, M	HA	19
VALENTIN, JOSE	JH	19

**BASE ON BALLS**

THOMAS, F	MA	126
MITCHELL, K	LT	103
PHILLIPS, T	LT	99
CLARK, W	AZ	93
O'NEILL, P	CA	93
BOGGS, W	NY	92
JUSTICE, D	JH	92
BONILLA, B	AZ	89
TETTLETON, M	MA	84
BIGGIO, C	WA	78
BONDS, B	WA	78
FRYE, J	CV	78
BAGWELL, J	AZ	77
DAVIS, C	HA	76
BUTLER, B	WA	75
SALMON, T	NY	74
LARKIN, B	CA	73
STANLEY, M	NY	72
McGWIRE, M	EV	71
SHEFFIELD, G	WA	71
DAULTON, D	AZ	69
HAMELIN, B	CA	69
GREER, R	HA	68
PALMEIRO, R	LT	67
KRUK, J	NY	65

**STRIKE OUTS**

VAUGHAN, M	AL	172
PHILLIPS, T	LT	171
SALMON, T	NY	165
BURKS, E	MA	155
MITCHELL, K	LT	155
BONILLA, B	AZ	154
GALARRAGA, A	NY	148
MUNOZ, P	JH	142
LANKFORD, R	JH	141
MARTIN, A	AL	141
DAVIS, C	HA	138
STANLEY, M	NY	134
THOME, J	AL	132
BELL, D	AL	131
THOMAS, F	MA	130
CANSECO, J	WA	122
BLOWERS, M	LT	121
BOONE, B	VN	121
VALENTIN, JOSE	JH	121
WALLACH, T	MA	121
MONDESI, R	VN	120
KENT, J	AZ	118
BELL, J	LT	117
McGRIFF, F	VN	116
McGWIRE, M	EV	115

**HIT BY PITCHER**

VAUGHAN, M	AL	22
KENT, J	AZ	19
WILLIAMS, E	WA	18
MORANDINI, M	HA	15
RODRIGUEZ, I	AL	15
KNOBLAUCH, C	NY	14
BOONE, B	VN	13
MacFARLANE, M	CA	13
SALMON, T	NY	13
GALARRAGA, A	NY	11
LEYRITZ, J	WA	11
SHEFFIELD, G	WA	11
JAMES, C	AL	10
MACK, S	HA	10
BIGGIO, C	WA	8
CLARK, W	AZ	8
LOPEZ, J	JH	8
MITCHELL, K	LT	8
PUCKETT, K	CA	8
TETTLETON, M	MA	8
THOMAS, F	MA	8
WALLACH, T	MA	8
BAERGA, C	AL	7
LANKFORD, R	JH	7
SANDERS, D	VN	7
WALKER, L	CV	7

**GROUNDED INTO DP**

BAGWELL, J	AZ	34
RIPKEN, C	NY	34
ALOMAR, S	HA	24
BLOWERS, M	LT	21
KNOBLAUCH, C	NY	21
LOPEZ, J	JH	21
MACK, S	HA	21
MITCHELL, K	LT	21
O'NEILL, P	CA	21
THOMAS, F	MA	21
PALMEIRO, R	LT	20
VAUGHAN, M	AL	20
JEFFERIES, G	LT	19
PUCKETT, K	CA	19
ALOU, M	MA	18
GALARRAGA, A	NY	18
MOLITOR, P	CA	18
PIAZZA, M	LT	18
RODRIGUEZ, I	AL	18
GRIFFEY JR., K	LT	17
MONDESI, R	VN	17
MORRIS, H	JH	17
MUNOZ, P	JH	17
WILLIAMS, E	WA	17

1985 PITCHING LEADERS

**EARNED RUN AVERAGE**

MADDUX, G	AL	2.07
ONTIVEROS, S	MA	3.34
MARTINEZ, D	WA	3.44
MARTINEZ, P	NY	3.53
FREEMAN, M	MA	3.54
BENES, A	WA	3.68
CONE, D	WA	3.78
CLEMENS, R	NY	3.80
HILL, K	CA	3.85
McDOWELL, J	HA	3.96
SWIFT, B	CA	4.05
VanLANDINGHAM, B	CV	4.09
BULLINGER, J	JH	4.21
GROSS, K	VN	4.27
DRABEK, D	AZ	4.29
HENTGEN, P	NY	4.35
ASHBY, A	MA	4.37
WEST, D	VN	4.40
HAMILTON, J	AZ	4.43
JOHNSON, R	MA	4.48
MARTINEZ, R	VN	4.68
SABERHAGEN, B	LT	4.70
RIJO, J	LT	4.75
RAPP, P	CA	4.75
SMOLTZ, J	AZ	4.84

**WINS**

MADDUX, G	AL	30
CLEMENS, R	NY	26
BENES, A	WA	25
CONE, D	WA	25
MARTINEZ, D	WA	25
ONTIVEROS, S	MA	19
FASSERO, J	AZ	18
HENTGEN, P	NY	18
HILL, K	CA	18
SABERHAGEN, B	LT	18
HAMILTON, J	AZ	17
MARTINEZ, P	NY	17
SMOLTZ, J	AZ	17
DRABEK, D	AZ	16
BONES, R	NY	15
JOHNSON, R	MA	15
McDONALD, J	HA	15
SWIFT, B	CA	15
APPIER, K	EV	14
ASHBY, A	MA	14
BULLINGER, J	JH	14
FERNANDEZ, S	LT	14
FREEMAN, M	MA	14
JONES, B	CV	14
MARTINEZ, R	VN	14
RIJO, J	LT	14

**LOSSES**

MUSSINA, M	VN	25
BURKETT, J	HA	20
GORDON, T	CA	20
SABERHAGEN, B	LT	20
CLARK, M	HA	19
GROSS, K	VN	19
BERE, J	AL	18
ELDRED, C	JH	18
MARTINEZ, R	VN	18
McDONALD, B	AL	18
SCHILLING, C	EV	18
FERNANDEZ, A	AL	17
HERSHISER, O	MA	17
RIJO, J	LT	17
HILL, K	CA	16
KAMIENIECKI, S	CA	16
JONES, B	CV	15
ASHBY, A	MA	14
BONES, R	NY	14
BOSIO, C	JH	14
NAGY, C	HA	14
SWIFT, B	CA	14
AVERY, S	JH	13
CANDIOTTI, T	WA	13
DRABEK, D	AZ	13

**WINNING PERCENTAGE**

ONTIVEROS, S	MA	792
MADDUX, G	AL	789
MARTINEZ, D	WA	735
BENES, A	WA	714
MANZANILLO, J	AZ	714
CLEMENS, R	NY	703
CONE, D	WA	694
DeLEON, J	HA	692
JONES, D	JH	692
TRACHSEL, S	AZ	692
AQUINO, L	AZ	687
FASSERO, J	AZ	687
JACKSON, M	WA	687
SMOLTZ, J	AZ	654
McDOWELL, J	HA	652
HAMILTON, J	AZ	630
MARTINEZ, P	NY	630
HENTGEN, P	NY	621
SELE, A	MA	611
APPIER, K	EV	609
FREEMAN, M	MA	609
FERNANDEZ, S	LT	583
VanLANDINGHAM, B	CV	579
BULLINGER, J	JH	580
JOHNSON, R	MA	556

**GAMES PITCHED**

AYALA, B	AL	88
MANZANILLO, J	AZ	85
AQUINO, L	AZ	78
EICHORN, M	MA	78
MERCKER, K	LT	74
MESA, J	CV	73
AGUILERA, R	JH	69
HALL, D	NY	68
CARRASCO, H	CA	68
PEREZ, Y	AL	68
WILLIAMS, W	VN	65
JACKSON, M	WA	64
HOFFMAN, T	MA	63
WETTELAND, J	AZ	62
PLUNK, E	JH	61
TAYLOR, B	CV	60
JONES, D	JH	58
HOWE, S	WA	57
SANDERS, S	AL	57
BORLAND, T	NY	56
ROJAS, M	CA	56
WICKMAN, B	NY	55
MARTINEZ, P.A.	VN	54
MUNOZ, B	HA	54
TABAKA, J	MA	54

**GAMES STARTED**

ASHBY, A	MA	41
BENES, A	WA	41
CLEMENS, R	NY	41
HILL, K	CA	41
MADDUX, G	AL	41
MARTINEZ, R	VN	41
MUSSINA, M	VN	41
RIJO, J	LT	41
SABERHAGEN, B	LT	41
CONE, D	WA	40
FERNANDEZ, A	AL	40
MARTINEZ, D	WA	40
McDONALD, B	AL	40
BONES, R	NY	39
DRABEK, D	AZ	39
HENTGEN, P	NY	39
JOHNSON, R	MA	38
BURKETT, J	HA	37
JONES, B	CV	36
NAGY, C	HA	35
ELDRED, C	JH	33
FASSERO, J	AZ	33
GROSS, K	VN	33
HAMILTON, J	AZ	33
LEITER, M	EV	33
MARTINEZ, P	NY	33

**COMPLETE GAMES**

SABERHAGEN, B	LT	25
MADDUX, G	AL	23
CLEMENS, R	NY	21
HILL, K	CA	20
MARTINEZ, D	WA	19
CONE, D	WA	18
BENES, A	WA	15
HENTGEN, P	NY	14
MARTINEZ, P	NY	14
RIJO, J	LT	14
SWIFT, B	CA	14
BONES, R	NY	11
ONTIVEROS, S	MA	11
AVERY, S	JH	10
HAMILTON, J	AZ	10
LEITER, M	EV	10
NAGY, C	HA	10
SMOLTZ, J	AZ	10
ASHBY, A	MA	9
McDOWELL, J	HA	9
WELLS, D	LT	9
APPIER, K	EV	8
FASSERO, J	AZ	8
JOHNSON, R	MA	8
MUSSINA, M	VN	8

**INNING PITCHED**

MADDUX, G	AL	339.33
HILL, K	CA	325.33
SABERHAGEN, B	LT	320.00
BENES, A	WA	317.67
CLEMENS, R	NY	312.67
MARTINEZ, D	WA	306.00
RIJO, J	LT	303.00
CONE, D	WA	300.00
MARTINEZ, R	VN	290.33
MUSSINA, M	VN	281.33
ASHBY, A	MA	276.00
DRABEK, D	AZ	274.67
HENTGEN, P	NY	273.00
MARTINEZ, P	NY	265.00
BONES, R	NY	252.00
JOHNSON, R	MA	247.33
NAGY, C	HA	244.00
BURKETT, J	HA	233.67
HAMILTON, J	AZ	231.67
SWIFT, B	CA	231.00
McDOWELL, J	HA	229.67
FASSERO, J	AZ	229.33
JONES, B	CV	228.33
GROSS, K	VN	227.67
FERNANDEZ, A	AL	226.00

1995 PITCHING LEADERS

**SHUT OUTS**

MADDUX, G	AL	7
CLEMENS, R	NY	4
CONE, D	WA	4
DRABEK, D	AZ	3
JONES, B	CV	3
MARTINEZ, D	WA	3
MARTINEZ, P	NY	3
ASHBY, A	MA	2
BONES, R	NY	2
FASSERO, J	AZ	2
LEITER, M	EV	2
ONTIVEROS, S	MA	2
RIJO, J	LT	2
SMOLTZ, J	AZ	2
VanLANDINGHAM, B	CV	2

**SAVES**

WETTELAND, J	AZ	38
HOFFMAN, T	MA	21
JONES, D	JH	21
JACKSON, M	WA	20
HOWE, S	WA	18
ROJAS, M	CA	17
JONES, T	AL	16
MERCKER, K	LT	16
NEN, R	EV	15
WICKMAN, B	NY	12
WILLIAMS, W	VN	12
COX, D	MA	11
MESA, J	CV	11
ACRE, M	VN	8
AYALA, B	AL	8
BEDROSIAN, S	LT	8
EICHHORN, M	MA	8
MARTINEZ, P.A.	VN	7
BRANTLEY, J	WA	6
PEREZ, Y	AL	6
WORRELL, TODD	NY	6
CARRASCO, H	CA	5
HALL, D	NY	5
OLIVER, D	AL	5

**HOME RUNS ALLOWED**

FERNANDEZ, A	AL	61
BURKETT, J	HA	50
CLEMENS, R	NY	48
DRABEK, D	AZ	46
MARTINEZ, R	VN	46
SABERHAGEN, B	LT	46
ELDRED, C	JH	45
RIJO, J	LT	44
SMOLTZ, J	AZ	42
WELLS, D	LT	42
BENES, A	WA	41
CONE, D	WA	41
NAGY, C	HA	41
FASSERO, J	AZ	40
JOHNSON, R	MA	39
ASHBY, A	MA	37
MARTINEZ, D	WA	37
MARTINEZ, P	NY	37
CLARK, M	HA	35
HILL, K	CA	34
LEITER, M	EV	34
SCHILLING, C	EV	34
RAPP, P	CA	33
HERSHISER, O	MA	32
MUSSINA, M	VN	32

**BASE ON BALLS**

CLEMENS, R	NY	130
WEST, D	VN	129
JOHNSON, R	MA	118
RIJO, J	LT	116
GORDON, T	CA	114
VanLANDINGHAM, B	CV	112
ELDRED, C	JH	111
BENES, A	WA	109
AYALA, B	AL	105
CONE, D	WA	104
DRABEK, D	AZ	104
KAMIENIECKI, S	CA	102
HILL, K	CA	100
RAPP, P	CA	95
BERE, J	AL	94
JONES, B	CV	92
McDONALD, B	AL	92
MARTINEZ, R	VN	86
NAGY, C	HA	85
FASSERO, J	AZ	84
APPIER, K	EV	83
CLARK, M	HA	83
HENTGEN, P	NY	82
FERNANDEZ, S	LT	81
SCHILLING, C	EV	81

**STRIKE OUTS**

BENES, A	WA	349
JOHNSON, R	MA	295
CLEMENS, R	NY	291
RIJO, J	LT	276
SABERHAGEN, B	LT	263
MARTINEZ, P	NY	250
MADDUX, G	AL	246
CONE, D	WA	239
HENTGEN, P	NY	221
ASHBY, A	MA	212
FASSERO, J	AZ	206
AYALA, B	AL	202
DRABEK, D	AZ	200
LEITER, M	EV	192
SMOLTZ, J	AZ	177
APPIER, K	EV	171
GORDON, T	CA	171
MARTINEZ, R	VN	168
HILL, K	CA	163
FERNANDEZ, S	LT	159
MARTINEZ, D	WA	157
MUSSINA, M	VN	149
McDOWELL, J	HA	149
GROSS, K	VN	146
FERNANDEZ, A	AL	145

**WILD PITCHES**

WEST, D	VN	25
GORDON, T	CA	19
SANDERS, S	AL	17
JOHNSON, R	MA	16
FASSERO, J	AZ	14
MANZANILLO, J	AZ	11
PEREZ, Y	AL	11
PORTUGAL, M	CV	11
SCHILLING, C	EV	11
AYALA, B	AL	10
CLARK, M	HA	10
HAMILTON, J	AZ	10
HENTGEN, P	NY	10
KAMIENIECKI, S	CA	10
SLOCUMB, H	HA	10
VERES, D	CV	10
CANDIOTTI, T	WA	9
PLUNK, E	JH	9
VanLANDINGHAM	CV	9
APPIER, K	EV	8
MADDUX, G	AL	8
MARTINEZ, P	NY	8
MUNOZ, B	HA	8
ONTIVEROS, S	MA	8
SELE, A	MA	8

**ALBANY EMPIRE**

PLAYERS	G	AB	R	H	2B	3B	HR	RBI	BB	SO	HB	SH	DP	SB	CS	E	SF	BA	OBA	SLG
JAMES, C	37	101	29	36	13	1	12	28	17	29	10	0	2	0	0	0	0	356	492	861
BELL, D	161	637	88	200	26	1	21	69	31	131	0	1	9	29	17	6	4	314	344	457
CORDERO, W	78	231	35	69	9	2	5	29	24	37	6	0	6	5	0	7	4	299	374	420
VAUGHAN, N	161	620	97	174	33	2	34	98	63	172	22	0	20	9	4	18	9	281	363	505
GARCIA, C	50	137	16	38	7	1	1	14	5	35	1	1	1	8	3	4	1	277	306	365
BAERGA, C	137	519	67	142	30	5	17	75	14	53	7	0	11	8	4	20	5	274	299	449
KELLY, R	115	400	50	109	15	2	7	34	36	78	5	1	6	15	8	4	2	273	339	373
THOME, J	138	519	90	136	27	2	37	84	59	132	0	0	12	3	3	32	2	262	336	536
RODRIGUEZ, I	158	585	75	150	26	1	28	92	41	78	15	1	18	7	2	11	4	258	319	448
TARASCO, T	145	501	59	126	19	1	15	66	26	48	0	4	15	13	5	4	5	251	286	383
VIZQUEL, O	139	517	56	125	12	2	0	36	39	36	0	19	5	18	6	9	6	242	292	273
PALMER, D	48	160	17	37	3	0	7	20	8	41	1	1	4	1	1	11	3	231	267	381
EVERETT, C	30	66	7	15	3	0	3	9	4	19	0	0	3	1	1	3	0	227	271	409
MARTIN, A	155	632	74	142	16	11	19	65	55	141	4	0	7	22	8	5	5	225	269	375
MABRY, J	9	24	0	4	2	0	0	1	1	6	0	0	0	0	0	0	0	167	200	250
WILKINS, R	18	31	2	5	1	0	0	0	2	10	0	0	0	0	0	0	0	161	212	194
HUNTER, B	16	4	2	0	0	0	0	0	0	1	0	0	0	2	2	0	0	0	0	0
PITCHERS	162	0	0	0	0	0	0	0	0	0	0	0	0	0	0	17	0	---	---	---
TOTALS	162	5684	764	1508	242	31	208	720	425	1047	71	28	119	141	64	151	50	265	322	428

**ARIZONA HEAT**

PLAYERS	G	AB	R	H	2B	3B	HR	RBI	BB	SO	HB	SH	DP	SB	CS	E	SF	BA	OBA	SLG
GWYNN, T	162	714	143	275	68	2	15	104	51	40	0	1	11	6	1	5	10	385	421	549
EUSEBIO, T	44	100	14	35	9	0	1	11	4	26	0	0	2	0	0	0	0	350	375	470
BAGWELL, J	150	601	138	205	20	2	62	164	77	112	5	0	34	19	3	14	11	341	414	691
GONZALEZ, R	16	22	5	7	1	0	0	4	5	4	0	0	1	0	0	0	0	318	444	364
VALENTIN, J	157	624	97	192	55	4	12	93	56	89	4	18	9	7	0	17	4	308	366	466
KINGERY, M	124	418	76	131	39	11	3	58	33	39	6	3	16	1	2	2	5	313	368	481
HUFF, M	59	83	25	25	4	1	0	10	8	19	4	3	2	4	1	0	1	301	385	373
CLARK, W	134	498	109	150	17	2	25	84	93	81	8	6	7	9	1	2	7	301	414	494
BASS, K	78	214	26	62	12	2	5	38	25	32	0	0	8	2	2	3	1	290	363	435
DAULTON, D	134	498	96	143	34	0	31	96	69	68	6	0	13	4	2	2	10	287	374	542
GREBECK, C	23	21	4	6	1	0	0	1	1	1	0	0	0	0	0	0	0	266	318	333
YOUNG, E	63	119	21	33	8	2	2	20	13	9	1	4	1	9	5	1	2	277	348	429
O'BRIEN, C	11	29	3	8	2	0	2	9	4	8	1	1	2	0	0	0	1	276	371	552
KENT, J	160	621	89	167	29	8	17	106	34	118	19	14	11	1	0	23	8	269	323	424
BONILLA, B	157	531	83	138	30	0	17	94	89	154	0	1	9	2	2	25	3	260	364	412
GRISSOM, M	143	418	58	98	19	3	5	48	24	63	0	11	6	26	5	2	5	234	273	330
SEITZER, K	62	155	16	31	6	0	2	17	12	23	0	0	4	1	1	0	1	200	256	277
BRANSON, J	87	63	6	13	3	1	1	8	3	11	0	2	1	0	0	1	0	206	242	333
SURHOFF, BJ	12	23	3	4	0	0	1	2	2	3	0	0	1	0	0	0	0	174	240	304
PITCHERS	162	0	0	0	0	0	0	0	0	0	0	0	0	0	0	13	0	---	---	---
TOTALS	162	5752	1012	1723	357	38	201	965	603	900	54	64	138	91	25	110	69	300	367	480

### JACKSON HOLE GUIDES

PLAYERS	G	AB	R	H	2B	3B	HR	RBI	BB	SO	HB	SH	DP	SB	CS	E	SF	BA	OBA	SLG
WILLIAMS, G	6	11	3	4	0	0	1	1	2	3	0	0	0	0	1	0	0	364	462	636
MORRIS, H	144	566	71	197	32	5	12	91	15	63	4	5	17	6	1	7	0	348	369	486
VENTURA, R	25	91	9	29	1	0	2	10	7	17	0	0	3	0	0	4	1	319	364	396
COLE, A	129	491	67	146	19	4	2	43	41	86	3	16	1	41	12	9	5	297	352	395
MUNOZ, P	131	475	52	130	20	5	19	83	32	142	3	0	17	0	0	2	6	274	320	457
GOMEZ, L	115	391	66	107	34	0	16	69	55	89	2	2	8	0	0	4	4	274	363	483
ALOMAR, R	149	588	74	156	27	8	9	63	62	76	3	15	15	26	9	5	4	265	336	384
LANKFORD, R	150	503	81	131	31	5	22	62	57	141	7	1	5	13	7	8	2	260	343	473
JUSTICE, D	150	539	90	139	27	2	28	73	92	78	3	0	14	4	6	13	5	258	366	460
KING, J	30	98	11	24	8	0	1	9	7	8	0	0	0	0	0	9	1	245	292	357
McRAE, B	74	127	24	30	6	2	2	8	8	18	1	5	2	17	1	0	1	236	285	362
SANCHEZ, R	25	56	4	13	1	0	0	11	4	7	0	9	0	2	2	0	0	232	283	250
MURRAY, E	70	202	22	46	3	0	5	24	15	34	0	0	3	2	0	0	7	228	272	317
ZEILE, T	47	122	14	27	8	0	5	18	19	19	1	0	2	1	2	0	0	221	331	410
GAGNE, G	85	223	21	48	16	1	2	19	16	57	2	6	4	4	6	3	3	215	270	323
CLAYTON, R	107	310	40	66	15	1	2	21	14	58	5	16	3	19	4	5	3	213	256	287
LOPEZ, J	132	448	45	92	7	0	16	52	34	108	8	3	21	0	0	7	9	205	269	328
JOHNSON, L	11	10	2	2	0	0	0	0	0	1	0	0	0	2	0	0	0	200	200	200
SEGUI, D	10	23	1	4	1	0	1	2	3	8	0	0	0	0	0	1	0	174	269	348
SANTIAGO, B	63	124	10	21	2	0	2	14	12	23	0	0	5	0	0	2	1	169	241	234
JORDAN, R	21	65	3	11	0	0	0	5	6	15	0	0	0	0	0	2	1	169	236	169
HARPER, B	7	8	2	1	0	0	0	0	1	0	0	0	1	0	0	1	0	125	222	125
TARTABULL, D	8	12	4	1	1	0	0	1	5	3	0	0	0	0	0	0	0	83	353	167
GILKEY, B	15	53	3	4	2	0	0	5	8	11	0	0	0	1	1	1	0	75	197	113
PITCHERS	162	0	0	0	0	0	0	0	0	0	0	0	0	0	0	8	0	---	---	---
TOTAL	162	5536	719	1429	261	33	145	684	515	1065	42	78	121	138	52	91	53	258	323	396

### NEW YORK KNIGHTS

PLAYERS	G	AB	R	H	2B	3B	HR	RBI	BB	SO	HB	SH	DP	SB	CS	E	SF	BA	OBA	SLG
KRUK, J	147	481	71	162	36	0	8	60	65	102	0	0	11	3	2	0	1	337	415	462
LOFTON, K	126	557	114	181	27	10	13	73	43	66	5	7	4	82	17	6	3	325	377	479
MERCED, O	5	13	5	4	1	0	2	4	1	2	0	0	0	0	0	0	0	308	357	846
STANLEY, M	154	582	99	178	47	0	21	69	72	134	4	0	16	0	0	5	6	306	383	495
BOGGS, W	148	586	92	178	32	2	12	99	92	55	4	0	13	3	1	19	6	304	398	427
KNOBLAUCH, C	149	560	96	177	63	0	5	88	47	78	14	5	21	46	10	3	9	300	361	432
THOMPSON, M	42	44	4	13	2	0	1	8	5	3	0	0	1	3	4	0	0	295	367	409
RIPKEN, C	162	613	74	180	23	5	17	95	33	65	6	0	34	5	4	11	13	294	329	431
GONZALEZ, J	55	144	22	42	6	1	7	30	8	20	0	0	5	2	0	1	2	292	325	493
PIRKL, G	9	7	2	1	0	0	0	0	2	3	2	0	0	0	0	0	0	286	359	571
HALL, J	25	35	8	10	1	0	3	9	3	8	1	0	0	1	0	0	0	286	359	571
GALARRAGA, A	156	640	99	178	26	0	44	124	25	148	11	0	18	15	4	11	5	278	314	525
SALMON, T	145	560	97	154	16	2	33	90	74	165	13	0	11	2	2	14	5	275	370	488
NIXON, O	136	365	55	106	8	0	0	30	48	66	0	21	6	42	14	4	1	268	347	289
NILSSON, D	19	37	4	9	2	0	1	3	1	6	0	0	0	0	0	0	0	243	263	378
JOSE, F	41	114	12	24	3	1	3	10	4	29	0	1	7	5	2	0	1	211	235	333
JAHA, J	32	66	7	9	1	0	2	9	11	17	1	0	1	1	0	0	0	207	266	287
KELLY, P	40	87	9	18	2	1	1	11	4	25	3	6	0	1	4	5	0	207	266	287
WHITE, R	54	101	21	20	5	1	3	16	14	30	5	1	2	0	1	2	1	198	322	356
VELARDE, R	22	41	6	8	0	0	0	0	2	9	1	1	1	1	0	2	0	195	250	195
HOLLINS, D	16	38	4	5	0	0	1	5	3	4	1	0	2	1	0	4	0	132	214	211
PITCHERS	162	0	0	0	0	0	0	0	0	0	0	0	0	0	0	17	0	---	---	---
TOTALS	162	5731	901	1657	301	23	177	853	557	1035	71	42	153	213	65	104	53	289	356	442

### VERNAL EQUINOX

PLAYERS	G	AB	R	H	2B	3B	HR	RBI	BB	SO	HB	SH	DP	SB	CS	E	SF	BA	OBA	SLG
LANSING, M	51	79	13	24	4	1	0	3	6	4	0	3	2	5	2	2	0	304	353	380
NEEL, T	16	47	6	14	1	1	1	5	6	15	0	0	1	0	0	0	0	298	377	426
CLARK, D	136	471	60	137	20	6	22	63	47	97	0	0	10	6	0	0	1	291	355	499
BOONE, B	135	552	77	160	28	2	16	63	18	121	13	4	10	3	3	16	3	290	326	435
MONDESI, R	152	619	81	178	41	10	20	101	19	120	1	0	17	7	2	8	0	288	310	483
FLETCHER, D	35	58	6	16	7	0	1	8	7	5	0	1	1	0	0	0	1	276	348	448
HOILES, C	39	66	17	18	2	0	9	14	8	18	2	1	4	0	0	1	0	273	368	712
McGRIFF, F	134	519	86	137	29	1	47	107	42	116	0	1	7	2	1	7	3	264	317	595
GAETTI, G	137	454	35	107	10	0	12	49	21	108	2	8	5	0	0	8	2	236	271	337
JACKSON, D	85	302	45	71	9	2	11	30	8	50	3	0	3	5	2	2	1	235	261	387
SANDERS, D	135	539	68	124	16	8	5	26	35	88	7	4	10	33	25	4	1	230	285	317
HAMMONDS, J	84	253	25	58	16	2	5	19	20	59	1	0	11	1	2	9	1	229	287	368
STOCKER, K	48	118	11	26	2	0	0	7	20	21	4	5	2	0	2	5	0	220	352	237
MIESKE, M	22	52	11	11	1	0	6	11	11	7	1	0	0	1	0	0	2	212	348	577
DUNSTON, S	119	364	35	72	9	0	12	32	21	55	1	3	6	3	5	14	2	198	242	321
PENA, G	19	52	12	10	0	1	5	7	5	13	3	0	1	0	0	2	0	192	300	519
HUNDLEY, T	134	463	49	89	16	1	27	75	23	114	2	4	6	4	2	10	4	192	232	406
THOMPSON, R	65	39	12	7	2	1	1	6	1	11	0	2	1	1	2	0	2	179	190	359
PLANTIER, P	7	18	3	3	1	0	2	3	2	5	0	0	1	1	0	0	0	167	250	556
PITCHERS	162	0	0	0	0	0	0	0	0	0	0	0	0	0	0	13	0	—	—	—
TOTALS	162	5065	652	1262	214	36	202	629	320	1027	40	36	98	72	48	101	23	249	298	425

### WASHINGTON GENERALS

PLAYERS	G	AB	R	H	2B	3B	HR	RBI	BB	SO	HB	SH	DP	SB	CS	E	SF	BA	OBA	SLG
READY, R	15	43	8	16	0	0	1	7	5	11	0	0	0	0	0	1	0	372	438	442
DeSHIELDS, D	40	14	14	5	0	0	0	2	2	1	0	0	0	15	7	1	0	357	438	357
TAUBENSEE, E	44	96	17	34	3	3	4	18	4	13	0	1	2	1	1	0	1	354	376	573
HENDERSON, R	26	31	12	10	2	0	0	1	6	5	0	0	1	12	1	0	0	323	432	387
BUTLER, B	142	529	97	164	12	10	9	55	75	76	2	3	2	47	18	3	5	310	394	422
PENA, T	44	83	10	25	6	0	3	18	4	6	0	1	1	1	1	1	1	301	330	482
WILLIAMS, E	142	526	89	157	23	2	31	94	49	70	18	3	17	1	1	21	0	298	378	527
BONDS, B	162	647	139	191	27	3	64	163	78	79	4	1	8	71	24	3	4	295	372	643
JEFFERSON, R	74	218	22	62	10	1	8	29	16	47	1	0	10	0	0	2	1	284	335	450
BUHNER, J	90	145	28	41	6	3	6	23	19	35	2	0	5	0	0	0	3	283	367	490
BIGGIO, C	160	643	118	180	52	7	11	80	78	102	8	6	6	58	16	10	5	280	362	434
SHEFFIELD, G	134	448	95	122	23	3	34	98	71	79	11	1	10	31	15	7	8	272	379	565
CANSECO, J	124	409	72	110	16	3	27	66	50	122	6	3	10	30	5	0	2	269	355	521
WILLIAMS, B	59	121	20	32	4	0	5	14	13	22	1	1	4	13	5	0	5	264	329	421
OLERUD, J	139	452	66	115	23	6	9	59	64	60	1	1	14	1	6	8	6	254	344	392
OWEN, S	37	99	12	25	3	1	1	10	17	10	0	0	2	0	6	4	2	253	356	333
LEYRITZ, J	124	378	54	95	12	0	31	75	46	87	11	1	10	3	1	3	5	251	345	529
SMITH, O	96	119	18	28	3	0	1	18	10	7	0	4	3	8	4	4	0	235	295	286
FERNANDEZ, T	152	476	58	101	15	1	6	44	39	68	6	13	13	37	17	38	6	212	277	286
GIBSON, K	41	69	7	14	0	1	5	14	8	16	0	2	1	1	0	0	1	203	282	449
PITCHERS	162	0	0	0	0	0	0	0	0	0	0	0	0	0	0	4	0	—	—	—
TOTALS	162	5546	956	1527	240	44	256	888	654	916	71	41	119	330	128	110	55	275	356	473



### CALIFORNIA GOLDEN DRAGONS

PLAYERS	G	AB	R	H	2B	3B	HR	RBI	BB	SO	HB	SH	DP	SB	CS	E	SF	BA	OBA	SLG
O'NEILL, P	159	612	107	199	32	3	25	93	93	97	0	0	21	16	5	2	4	325	412	510
PUCKETT, K	159	640	96	201	43	5	31	131	23	81	8	7	19	6	1	4	5	314	343	542
COOPER, S	125	443	56	130	28	11	12	51	34	60	6	2	6	1	0	26	2	293	351	488
MOLITOR, P	156	622	83	182	25	5	11	89	49	80	0	6	18	15	10	1	0	293	344	402
BAINES, H	24	21	4	6	2	0	2	7	3	0	1	0	0	0	0	0	0	286	400	667
MARTINEZ, T	68	75	12	21	4	1	6	14	2	10	1	1	1	0	0	1	1	280	304	600
LARKIN, B	150	590	94	158	32	3	10	48	73	98	0	12	10	37	19	9	5	268	346	383
BUECHELE, S	4	15	3	4	0	0	1	2	0	4	0	0	0	0	0	0	0	267	267	467
SANDBERG, R	139	478	58	121	20	15	3	43	44	104	2	7	6	0	4	9	0	253	319	377
FINLEY, S	133	501	86	125	29	4	17	70	26	68	2	20	6	18	11	10	4	250	287	425
HAMELIN, B	137	480	76	117	29	0	39	99	69	114	4	0	4	9	6	7	3	244	342	548
FELIX, J	47	152	17	36	7	1	4	11	13	41	3	2	2	0	0	0	1	237	308	375
MANWARING, K	100	302	29	67	17	1	0	18	18	52	3	8	4	2	0	3	4	222	269	285
REBOULET, J	11	32	1	7	2	1	0	0	2	6	0	1	0	0	0	1	5	219	231	344
WHITE, D	56	113	19	23	3	0	2	11	5	37	3	3	0	3	4	3	1	204	254	283
HAYES, C	51	144	11	29	6	3	1	15	12	34	1	4	4	1	0	7	1	201	266	306
GALLEGO, M	40	111	8	21	5	0	2	18	10	32	1	3	1	0	1	1	1	189	260	288
MacFARLANE, M	85	239	26	41	11	0	6	25	23	72	13	2	7	2	0	5	5	172	275	293
AUSMUS, B	4	7	0	1	0	0	0	1	0	0	0	1	0	0	0	0	0	143	143	143
HALE, C	5	8	0	1	0	0	0	1	0	1	0	0	0	0	0	0	0	125	125	125
BOSTON, D	3	2	0	0	0	0	0	0	0	0	0	0	0	0	0	0	0	0	0	0
PITCHERS	162	0	0	0	0	0	0	0	0	0	0	0	0	0	0	21	0	---	---	---
TOTALS	162	5587	786	1490	295	53	172	747	499	991	48	79	109	110	61	110	42	267	330	431

### CENTRAL VALLEY CONDORS

PLAYERS	G	AB	R	H	2B	3B	HR	RBI	BB	SO	HB	SH	DP	SB	CS	E	SF	BA	OBA	SLG
RIVERA, L	29	52	5	19	1	2	4	11	4	18	0	0	1	0	0	1	1	365	404	692
BROGNA, R	138	519	86	183	46	9	28	106	26	98	0	0	6	3	1	0	8	353	378	626
KARROS, E	13	20	2	7	0	0	2	5	3	2	0	0	0	1	0	0	1	350	417	650
JACKSON, B	2	6	1	2	1	0	1	1	0	2	0	0	0	0	0	0	0	333	333	1000
CASTILLA, V	142	564	82	182	47	9	16	71	14	92	0	1	13	15	6	10	2	323	338	523
SPRAGUE, E	27	40	7	12	1	0	1	7	2	15	1	0	0	0	0	0	1	300	341	400
FRYE, J	151	593	95	171	53	7	0	59	78	84	4	1	9	10	9	12	2	288	374	401
WALKER, L	157	612	100	174	58	4	25	96	59	108	7	0	11	23	10	6	6	284	351	515
MAYNE, B	47	122	17	34	5	1	2	15	11	23	0	1	2	2	0	0	1	279	336	385
BERROA, G	73	181	26	50	9	0	2	22	17	38	2	1	4	3	2	0	1	276	343	359
MATTINGLY, D	134	424	51	114	17	0	7	48	47	29	0	0	11	0	0	3	5	269	338	358
CARR, C	43	19	15	5	1	0	0	2	0	2	1	1	1	12	3	0	0	263	300	316
KIRBY, W	95	269	38	68	4	0	6	31	13	51	1	2	1	25	9	6	0	253	290	335
CAMINITI, K	153	592	68	143	27	3	21	89	41	113	3	0	9	9	3	10	2	242	293	404
BICHETTE, D	154	584	82	141	33	2	27	68	32	88	3	0	15	13	6	3	6	241	282	443
CARTER, J	113	401	57	96	29	3	17	64	26	78	3	0	12	2	2	1	10	239	284	454
FERMIN, F	59	188	14	45	7	0	0	21	4	19	0	12	7	2	0	3	1	239	254	277
GREENWELL, M	38	43	7	10	1	0	4	10	3	3	0	0	0	0	0	0	0	233	283	535
TINSLEY, L	10	9	0	2	0	0	0	2	1	3	0	0	0	1	1	0	0	222	300	222
BROWNE, J	20	36	3	8	1	0	0	3	4	7	1	0	0	0	0	3	0	222	317	250
DORSETT, B	49	53	7	9	2	0	1	3	1	12	0	0	4	0	0	0	0	170	185	264
KARKOVIC, R	131	313	39	51	9	4	8	29	55	102	0	5	3	0	1	4	2	163	286	294
LOCKHART, K	8	8	1	1	0	0	0	2	4	2	0	0	0	0	1	0	0	125	417	125
HILL, G	3	3	0	0	0	0	0	0	0	1	0	0	0	0	0	0	0	0	0	0
MAKSUDIAN, M	3	3	2	0	0	0	0	0	2	0	0	0	0	0	0	0	0	0	400	0
REED, J	2	0	0	0	0	0	0	0	0	0	0	0	0	0	0	0	0	---	---	---
PITCHERS	162	0	0	0	0	0	0	0	0	0	0	0	0	0	0	6	0	---	---	---
TOTALS	162	5654	805	1527	352	44	170	765	447	988	26	24	109	121	54	68	49	270	324	438

### EVANSTON EQUINE

PLAYERS	G	AB	R	H	2B	3B	HR	RBI	BB	SO	HB	SH	DP	SB	CS	E	SF	BA	OBA	SLG
CEDENO, A	22	32	3	12	2	0	2	3	1	7	1	1	0	0	1	2	0	375	412	625
BELLE, A	114	435	96	152	33	5	41	113	44	94	3	0	11	3	2	3	4	349	409	731
KELLY, M	4	3	1	1	1	0	0	2	0	0	0	0	0	0	0	1	333	250	667	
MEIJA, R	5	16	4	5	2	1	0	1	1	4	0	0	0	0	0	3	0	313	353	563
McGWIRE, M	110	371	61	110	10	0	29	68	71	115	0	0	4	0	1	13	2	296	408	558
GOMEZ, C	44	141	26	41	6	0	5	21	15	33	1	0	1	5	1	3	0	291	363	440
GATES, B	81	255	29	73	10	2	4	18	18	17	2	1	6	2	2	7	1	286	337	388
WILLIAMS, M	115	458	76	125	14	2	37	88	34	92	2	0	4	2	2	13	3	273	324	555
STINNETT, K	27	46	4	12	0	1	0	0	3	14	2	0	1	0	0	3	0	261	333	304
MARTINEZ, E	82	276	40	72	11	0	9	32	36	45	1	0	3	5	2	0	3	261	345	399
NAEHRING, T	118	417	33	106	16	0	6	37	27	82	2	5	12	2	4	5	2	254	301	336
LEWIS, D	80	283	53	71	8	10	2	19	27	32	3	11	3	18	4	5	1	251	322	371
RODRIGUEZ, H	2	4	0	1	0	0	0	1	0	1	0	0	0	0	0	0	0	250	250	250
SANDERS, R	100	323	37	80	16	2	18	55	17	104	0	0	5	9	7	4	5	248	281	477
RAMERIZ, M	69	245	34	59	13	0	17	39	27	68	0	0	3	2	1	1	3	241	313	502
SORRENTO, P	45	71	6	17	0	0	3	10	4	12	0	0	2	0	0	2	0	239	280	366
STEINBACH, T	114	395	38	88	14	1	7	38	21	83	0	0	13	4	1	3	1	223	261	316
SIERRA, R	35	120	13	25	9	0	2	8	3	26	0	0	1	1	0	3	1	208	226	333
BRUMFIELD, J	71	195	32	40	15	2	0	10	27	36	0	2	4	22	7	2	0	205	302	303
OLIVA, J	9	25	8	4	1	0	2	4	5	3	0	0	1	0	0	5	0	180	300	440
DUNCAN, M	4	14	0	2	0	0	0	0	0	5	0	1	0	2	1	1	0	143	143	143
PATTERSON, J	5	15	2	2	0	0	0	0	2	3	0	0	0	0	0	1	0	133	235	133
EDMONDS, J	8	18	0	2	0	0	0	0	0	6	0	0	1	0	0	0	0	111	111	111
COLBRUNN, G	7	12	0	1	1	0	0	0	1	7	0	0	0	0	0	1	0	83	154	167
VAN SLYKE, A	13	17	2	1	1	0	0	0	0	5	0	0	3	0	0	0	0	59	59	118
O'LEARY, T	2	3	0	0	0	0	0	0	0	0	0	0	0	0	0	0	0	0	0	0
GONZALEZ, A	1	2	0	0	0	0	0	0	0	0	0	0	0	0	0	0	0	0	0	0
THOMPSON, R	2	1	0	0	0	0	0	1	0	1	0	0	0	0	0	0	0	0	0	0
PITCHERS	122	0	0	0	0	0	0	0	0	0	0	0	0	0	0	6	0	---	---	---
TOTALS	122	4193	598	1102	183	26	184	568	384	895	17	21	78	77	36	86	27	263	325	451

### HAWAII SURF

PLAYERS	G	AB	R	H	2B	3B	HR	RBI	BB	SO	HB	SH	DP	SB	CS	E	SF	BA	OBA	SLG
SMITH, D	1	4	0	2	0	0	0	0	1	1	0	0	0	1	0	0	0	500	600	500
WEISS, W	33	91	7	30	2	0	0	5	13	17	0	0	1	1	3	2	0	330	413	352
ROBERTS, B	142	586	84	179	17	6	0	51	43	90	6	3	15	48	9	7	4	300	351	349
GUILLEN, O	127	413	38	122	12	11	0	43	11	32	0	9	10	5	8	29	4	295	311	378
MACK, S	144	511	80	150	33	4	21	74	46	98	10	3	21	5	1	1	6	294	360	497
CONINE, J	137	519	67	145	24	3	25	86	53	112	0	0	14	2	3	8	6	279	343	482
ALOMAR, S	123	474	67	131	28	5	19	86	26	58	5	0	24	9	3	1	9	276	315	477
GRACE, M	18	29	4	8	3	0	1	7	2	4	0	0	1	0	0	0	0	276	323	483
DAVIS, C	148	558	95	151	28	1	36	103	76	138	0	0	14	2	0	0	4	271	356	514
SOSA, S	70	180	32	48	4	8	10	27	14	50	1	0	5	8	4	3	1	267	321	544
KNORR, R	38	95	14	25	4	0	6	18	8	28	3	0	4	0	0	1	2	263	333	495
GREER, R	124	450	59	112	16	4	7	38	68	77	5	5	7	2	0	1	5	249	350	349
MORANDINI, M	123	383	57	89	20	7	2	37	43	62	15	5	5	19	3	10	2	232	332	337
VENTURA, R	89	306	36	66	5	1	6	31	35	57	1	3	4	3	3	21	0	216	296	297
BERRY, S	69	244	17	52	5	1	6	19	16	47	0	0	7	5	3	10	2	213	260	316
FIELDER, C	31	89	6	17	4	0	2	6	8	26	1	0	2	0	0	1	1	191	263	303
BARBERIE, B	4	6	1	1	0	0	0	1	1	3	0	0	1	0	0	0	0	167	286	167
MOUTON, J	30	6	8	1	0	0	0	1	2	3	0	0	0	6	3	0	0	167	375	167
GIRARDI, J	3	8	0	1	1	0	0	0	0	0	0	0	1	0	0	0	0	125	125	250
PITCHERS	152	0	0	0	0	0	0	0	0	0	0	0	0	0	0	0	0	---	---	---
TOTALS	152	4962	672	1330	204	51	141	633	466	903	47	28	136	116	43	95	46	268	334	415

### LAKE TAHOE DEALERS

PLAYERS	G	AB	R	H	2B	3B	HR	RBI	BB	SO	HB	SH	DP	SB	CS	E	SF	BA	OBA	SLG
RAINES, T	38	51	10	21	2	2	1	6	8	5	0	1	0	2	0	1	0	412	492	588
GRIFFEY JR., K	148	604	133	203	39	5	65	144	46	104	3	1	17	10	5	1	5	336	383	740
JEFFERIES, G	150	619	108	197	39	2	18	61	55	42	0	2	19	21	5	2	4	318	372	475
MITCHELL, K	159	597	111	178	30	0	47	133	103	155	8	1	21	5	2	4	5	298	405	585
PIAZZA, M	154	609	98	177	15	1	34	95	56	102	0	1	18	2	3	12	6	291	347	486
TRAMMELL, A	18	32	5	9	2	0	0	3	2	5	0	1	2	0	0	1	0	281	324	344
CARREON, M	87	281	28	75	8	1	6	39	28	50	5	1	4	0	0	2	2	267	342	367
PALMEIRO, R	141	525	87	137	31	1	18	65	67	88	1	1	20	4	2	8	2	281	345	427
JAVIER, S	59	98	13	25	5	0	2	8	14	19	0	1	3	8	2	1	0	280	355	375
KLESKO, R	52	158	28	40	7	1	15	36	16	22	1	0	7	0	0	1	1	253	324	595
BELL, J	157	554	71	139	41	2	10	66	52	117	5	9	13	4	1	25	2	251	320	386
BLOWERS, M	142	480	57	118	25	0	13	67	56	121	2	2	21	5	4	22	8	246	322	379
PHILLIPS, T	146	586	94	142	25	2	22	70	99	171	4	0	10	13	4	20	3	242	354	404
JORDAN, B	12	19	1	4	1	0	0	0	2	6	0	0	1	1	1	0	0	211	286	263
REYNOLDS, H	30	73	7	14	6	0	0	6	4	7	0	0	2	1	1	0	0	192	234	274
ANDERSON, B	103	202	22	37	7	1	4	16	11	38	4	5	5	12	5	0	1	183	239	287
FRYMAN, T	55	98	8	17	3	1	3	11	8	26	1	0	2	1	2	7	1	173	241	316
DELGADO, C	18	36	3	6	2	0	1	2	8	13	0	0	1	0	0	1	1	167	311	306
REED, J	2	0	0	0	0	0	0	0	1	0	0	0	0	0	0	0	0	---	1,000	---
GALLAGHER, D	1	0	0	0	0	0	0	0	0	0	0	0	0	0	0	0	0	---	---	---
PITCHERS	162	0	0	0	0	0	0	0	0	0	0	0	0	0	0	7	0	---	---	---
TOTALS	162	5620	882	1539	288	19	259	828	636	1091	34	26	166	89	37	115	41	274	349	470

### MALIBU WAVE

PLAYERS	G	AB	R	H	2B	3B	HR	RBI	BB	SO	HB	SH	DP	SB	CS	E	SF	BA	OBA	SLG
COLEMAN, V	9	2	2	1	0	0	0	0	0	0	0	0	0	4	2	0	0	500	500	500
OLIVER, J	5	7	2	3	0	0	1	2	0	0	0	0	0	0	0	1	0	429	429	857
WEBSTER, L	10	22	1	9	2	0	0	2	2	3	0	0	0	0	0	0	0	409	458	500
SHIPLEY, C	51	115	16	40	7	1	0	12	4	29	3	2	3	5	4	6	2	348	379	426
WINFIELD, D	35	72	18	24	1	1	5	20	13	15	0	0	0	0	2	1	1	333	430	583
THOMAS, F	162	603	136	194	53	0	59	147	126	130	8	0	21	5	1	3	4	322	443	703
ALOU, M	161	640	94	202	34	9	31	122	61	97	2	0	18	9	12	6	8	316	373	542
PARENT, M	11	7	2	2	0	0	0	0	0	3	0	0	0	0	0	0	0	286	286	286
EISENREICH, J	86	81	16	23	6	4	1	10	14	9	0	0	5	2	0	1	1	284	385	494
WHITAKER, L	125	443	57	121	22	1	8	50	45	70	4	4	7	8	1	19	7	273	341	381
DYKSTRA, L	126	498	89	132	53	10	6	42	63	77	2	0	8	19	8	5	2	265	349	448
BURKS, E	142	533	87	139	27	11	31	92	57	155	0	0	10	7	0	12	1	261	332	527
TETTLETON, M	107	311	67	81	14	1	19	49	84	83	8	0	8	0	0	1	3	260	426	495
WALLACH, T	154	548	86	139	18	0	36	105	56	121	8	0	16	0	0	15	6	254	328	484
SIERRA, R	8	8	1	2	0	0	0	0	0	1	0	0	0	0	0	0	0	250	250	250
FRANCO, J	58	109	20	27	5	1	3	15	16	24	1	0	3	0	0	0	1	248	357	394
JOYNER, W	137	541	77	133	25	5	9	63	53	69	0	1	15	5	3	11	4	246	311	360
VALENTIN, J	144	482	66	111	40	1	19	82	50	121	4	17	5	19	9	31	2	240	319	455
THOMPSON, R	66	75	15	18	7	0	0	0	5	17	0	7	2	2	0	2	0	240	288	333
WHITEN, M	61	134	18	30	7	0	8	23	16	35	0	0	2	4	5	2	0	224	307	455
PAGNOZZI, T	113	259	22	58	10	0	7	31	18	43	0	0	4	0	0	3	6	216	261	336
LIND, J	18	14	1	3	0	1	0	1	0	3	0	0	0	1	1	0	0	214	214	357
CORA, J	26	62	10	13	1	1	0	4	3	9	0	11	1	0	3	3	0	210	246	258
BLAUSER, J	14	24	0	5	1	0	0	1	1	4	0	3	0	0	0	0	0	208	240	250
ANTHONY, E	10	4	2	0	0	0	0	0	0	1	0	0	0	0	0	1	0	0	0	0
BAUTISTA, D	5	3	0	0	0	0	0	0	0	1	0	0	0	0	0	0	0	0	0	0
PITCHERS	162	0	0	0	0	0	0	0	0	0	0	0	0	0	0	5	0	---	---	---
TOTALS	162	5577	905	1508	333	47	243	873	689	1120	40	45	128	90	51	128	48	270	352	478

### Albany Empire

Pitcher	ERA	W	L	PCT	G	GS	CG	SH	SV	IP	H	R	ER	HR	BB	SO	E	BK	WP
MADDUX, G	2.07	30	8	789	41	41	23	7	0	339.33	280	90	78	11	45	246	3	2	8
JONES, T	3.21	2	6	250	52	0	0	0	16	67.33	52	29	24	5	37	65	0	0	2
PEREZ, Y	3.54	2	2	500	66	0	0	0	6	114.33	83	50	45	11	55	94	0	4	11
AYALA, B	4.24	5	11	313	88	0	0	0	8	163.33	166	101	77	13	105	202	8	0	10
McDONALD, B	4.92	12	18	400	40	40	4	0	0	223.00	223	136	122	24	92	128	0	4	7
OLIVER, D	5.27	2	4	333	30	0	0	0	5	27.33	24	17	16	5	23	25	0	0	2
BERE, J	6.22	6	18	250	32	32	1	0	0	157.67	171	122	109	28	94	133	5	0	2
FERNANDEZ, A	6.77	11	17	393	40	40	2	0	0	226.00	310	190	170	61	67	145	1	0	3
SANDERS, S	7.07	3	4	429	57	6	0	0	0	127.33	179	112	100	28	70	119	0	1	17
MAHOMES, P	9.00	0	1	0	4	3	0	0	0	11.00	12	14	11	4	11	1	0	0	0
TOTALS	4.61	73	89	451	162	162	30	11	35	1456.67	1500	861	746	190	599	1158	17	11	62

### Arizona Heat

Pitcher	ERA	W	L	PCT	G	GS	CG	SH	SV	IP	H	R	ER	HR	BB	SO	E	BK	WP
GOMEZ, P	2.66	2	0	1000	49	0	0	0	1	40.67	31	14	12	2	19	21	0	0	2
AQUINO, L	3.17	8	4	667	78	0	0	0	4	113.67	85	40	40	11	48	44	0	0	4
WETTELAND, J	3.64	1	3	250	62	0	0	0	38	64.33	58	28	26	5	22	66	0	0	1
MANZANILLO, J	3.78	10	4	714	85	0	0	0	4	112.00	84	48	47	19	37	113	1	0	11
HAMILTON, J	4.43	17	10	630	33	33	10	1	0	231.67	240	124	114	18	63	143	1	0	10
DRABEK, D	4.29	16	13	552	39	39	7	3	0	274.67	287	147	131	46	104	200	8	0	0
SMOLTZ, J	4.84	17	9	654	32	32	10	2	0	219.33	232	125	118	42	80	177	1	0	6
KARSAY, S	5.06	1	2	333	4	4	0	0	0	21.33	27	12	12	3	7	8	0	0	0
FASSERO, J	5.22	18	9	667	33	33	8	2	0	229.33	244	137	133	40	84	206	0	0	14
TRACHSEL, S	5.48	9	4	692	19	19	1	0	0	115.00	118	75	70	22	53	75	1	0	1
VALDEZ, I	7.71	1	1	500	15	0	0	0	0	11.87	9	11	10	4	7	11	0	1	1
LANGSTON, M	8.43	1	1	500	2	2	0	0	0	10.67	12	10	10	4	3	6	0	0	0
FOSSAS, T	15.00	0	1	0	7	0	0	0	0	3.00	8	5	5	3	3	3	1	0	1
TOTAL	4.53	101	61	623	162	162	36	11	47	1447.33	1435	776	728	219	530	1073	13	1	51

### Jackson Hole Guides

Pitcher	ERA	W	L	PCT	G	GS	CG	SH	SV	IP	H	R	ER	HR	BB	SO	E	BK	WP
HERNANDEZ, J	2.25	1	0	1000	17	0	0	0	0	16.00	9	4	4	0	8	11	0	0	1
JONES, D	2.42	9	4	692	58	0	0	0	21	74.33	76	24	20	5	14	46	3	0	1
PLUNK, E	3.24	4	6	400	61	0	0	0	1	100.00	89	39	36	8	38	101	0	0	9
BULLINGER, J	4.21	14	11	560	35	29	6	1	0	214.00	208	104	100	24	64	140	0	2	7
BOSIO, C	5.01	4	14	222	25	25	7	0	0	172.33	193	106	96	31	44	86	0	0	7
SCHOUREK, P	5.12	2	3	400	8	8	1	0	0	51.00	59	30	29	13	22	41	0	0	0
WITT, B	5.58	1	3	250	7	7	0	0	0	40.33	50	26	25	8	16	32	0	0	1
AVERY, S	5.76	11	13	458	29	29	10	1	0	182.67	183	120	117	25	76	140	0	2	4
HERSHISER, O	6.00	7	17	292	31	31	2	0	0	186.00	225	135	124	32	60	88	5	3	7
VOSBERG, E	6.14	0	1	0	7	0	0	0	0	7.33	15	7	5	1	1	5	0	0	1
ELDRED, C	6.16	7	18	280	33	33	6	0	0	219.00	236	161	150	45	111	94	0	0	2
BECK, R	7.00	2	1	667	48	0	0	0	2	63.00	80	53	49	20	17	47	0	0	0
LESKANIC, C	7.32	0	1	0	12	0	0	0	1	19.67	27	16	16	3	7	13	0	0	4
AGUILERA, R	7.48	0	8	0	69	0	0	0	2	77.00	129	67	64	23	19	64	0	0	6
SEANEZ, R	12.00	0	0	—	4	0	0	0	0	3.00	6	4	4	0	2	1	0	0	0
TOTALS	5.30	62	100	383	162	162	32	3	27	1425.67	1585	896	839	238	499	908	8	7	50

### New York Knights

Pitcher	ERA	W	L	PCT	G	GS	CG	SH	SV	IP	H	R	ER	HR	BB	SO	E	BK	WP
WORRELL, TODD	2.77	3	2	600	38	0	0	0	6	74.67	62	25	23	7	11	70	0	0	2
WICKMAN, B	3.51	4	5	444	55	0	0	0	12	66.67	58	27	26	1	24	54	0	0	0
WORRELL, TIM	3.52	2	1	667	4	4	0	0	0	23.00	14	9	9	1	13	22	0	0	0
MARTINEZ, P	3.53	17	10	630	35	33	14	3	0	265.00	218	114	104	37	67	250	8	0	8
HALL, D	3.61	4	5	444	68	0	0	0	5	57.33	52	26	23	9	22	44	0	0	1
ASSENMACHER, P	3.67	2	2	500	34	0	0	0	1	27.00	19	12	11	2	10	25	0	0	2
CLEMENS, R	3.80	26	11	703	41	41	21	4	0	312.67	245	148	132	48	130	291	6	0	5
BORLAND, T	4.09	3	4	429	56	0	0	0	3	66.00	67	34	30	7	27	48	0	0	3
HENKE, T	4.27	0	0	—	5	0	0	0	0	6.33	9	3	3	2	4	6	0	0	0
HENTGEN, P	4.35	18	11	621	39	39	14	1	0	273.00	263	135	132	29	82	221	0	0	10
ASTACIO, P	5.03	2	1	667	6	6	1	0	0	39.33	51	24	22	8	17	27	0	0	2
BONES, R	5.21	15	14	517	39	39	11	2	0	252.00	289	158	146	31	75	93	3	0	6
TOTALS	4.07	96	66	593	162	162	61	11	27	1463.00	1347	715	661	182	482	1151	17	0	39

### Vernal Equinox

Pitcher	ERA	W	L	PCT	G	GS	CG	SH	SV	IP	H	R	ER	HR	BB	SO	E	BK	WP
MARTINEZ, P.A.	3.46	3	4	429	54	0	0	0	7	75.33	57	34	29	9	46	55	4	1	4
RYAN, K	3.57	2	2	500	42	0	0	0	3	68.00	69	28	27	6	26	43	0	0	2
ACRE, M	4.10	1	1	500	38	0	0	0	8	26.33	17	12	12	5	12	22	0	0	1
GROSS, K	4.27	10	19	345	34	33	5	0	0	227.67	252	117	108	31	75	146	1	3	3
WEST, D	4.40	13	11	542	37	29	3	0	0	159.67	135	90	78	15	129	110	0	0	25
HENRY, B	4.47	5	8	385	32	14	0	0	3	116.67	118	68	58	23	27	78	0	0	1
MARTINEZ, R	4.68	14	18	438	41	41	5	0	0	290.33	287	168	151	46	86	168	2	0	3
MERCEDES, J	5.40	0	0	—	8	0	0	0	1	6.67	6	4	4	0	5	1	0	0	0
WILLIAMS, W	5.47	5	1	833	65	0	0	0	12	54.33	48	35	33	6	39	49	3	0	5
MUSSINA, M	5.60	12	25	324	41	41	8	0	0	281.33	287	199	175	32	68	149	3	0	0
RUFFIN, J	6.35	3	1	750	50	0	0	0	1	39.67	50	28	28	11	16	24	0	0	5
REYES, C	10.80	1	3	250	4	4	1	0	0	20.00	22	25	24	6	21	17	0	0	2
TOTALS	4.79	69	93	426	162	162	22	3	35	1366.00	1348	806	727	190	550	862	13	4	51

### Washington Generals

Pitcher	ERA	W	L	PCT	G	GS	CG	SH	SV	IP	H	R	ER	HR	BB	SO	E	BK	WP
HERNANDEZ, R	1.13	0	1	0	21	0	0	0	3	16.00	14	4	2	1	15	18	1	0	0
HOWE, S	1.71	6	3	667	57	0	0	0	18	79.00	43	15	15	6	19	31	0	0	2
JACKSON, M	2.16	5	2	714	22	0	0	0	6	41.67	34	11	10	6	8	47	0	0	0
BRANTLEY, J	3.12	3	1	750	38	0	0	0	6	60.67	53	21	21	7	19	62	0	0	1
MARTINEZ, D	3.44	25	9	735	40	40	19	3	0	306.00	325	130	117	37	61	157	0	6	5
RISLEY, B	3.51	5	4	556	47	0	0	0	4	92.33	73	39	36	15	26	103	0	0	6
BENES, A	3.68	25	10	714	41	41	15	1	0	317.67	284	146	130	41	109	349	0	0	7
CONE, D	3.78	25	11	694	40	40	16	4	0	300.00	266	140	126	41	104	239	2	2	6
CANDIOTTI, T	5.72	9	13	409	32	32	3	0	0	199.67	254	137	127	16	80	129	0	0	9
KEY, J	6.42	2	3	400	9	9	2	1	0	47.67	58	34	34	9	21	19	1	0	1
TOTALS	3.81	105	57	648	162	162	55	10	37	1460.67	1404	677	618	179	482	1154	4	8	37

### California Golden Dragons

Pitcher	ERA	W	L	PCT	G	GS	CG	SH	SV	IP	H	R	ER	HR	BB	SO	E	BK	WP
MONTGOMERY, J	2.45	1	0	1,000	4	0	0	0	0	3.67	3	1	1	0	2	2	0	0	1
ROJAS, M	3.15	4	4	500	55	0	0	0	17	68.67	59	29	24	14	19	64	0	0	1
HILL, K	3.85	18	16	529	41	41	20	1	0	325.33	330	155	139	34	100	163	6	0	7
SWIFT, B	4.05	15	14	517	30	30	14	1	0	231.00	262	118	104	26	75	128	3	0	3
HITCHCOCK, S	4.29	0	2	0	28	0	0	0	1	35.67	30	21	17	3	28	29	3	0	4
ANDERSEN, L	4.36	1	2	333	43	0	0	0	4	53.67	47	28	26	3	34	40	3	0	0
CARRASCO, H	4.44	6	5	545	66	0	0	0	5	107.33	112	55	53	10	57	68	3	0	7
RAPP, P	4.75	12	10	545	30	30	5	1	0	200.67	179	114	106	33	95	112	0	2	2
LLOYD, G	4.87	1	0	1000	13	0	0	0	0	20.33	24	11	11	5	9	11	0	0	0
GORDON, T	5.53	6	20	231	30	30	4	0	0	201.67	209	139	124	23	114	171	1	4	19
KAMIENIECKI, S	5.72	9	16	360	31	30	3	1	0	193.67	222	137	123	28	102	121	2	0	10
LEFTWICH, P	23.18	0	0	---	1	1	0	0	0	2.33	4	6	6	0	5	0	0	0	0
TOTALS	4.57	73	89	451	162	162	46	6	27	1444.00	1481	814	734	179	640	909	21	6	54

### Central Valley Condors

Pitcher	ERA	W	L	PCT	G	GS	CG	SH	SV	IP	H	R	ER	HR	BB	SO	E	BK	WP
STOTTEMYRE, T	0.00	0	0	---	1	0	0	0	0	1.33	2	0	0	0	0	1	0	0	0
HOLMES, D	0.00	0	0	---	1	0	0	0	0	1.67	1	0	0	0	0	1	0	0	0
BRISCOE, J	0.00	0	0	---	1	0	0	0	0	0.33	0	0	0	0	0	0	0	0	0
HOFFMAN, T	2.40	7	7	500	49	0	0	0	14	71.33	58	21	19	4	27	95	0	0	3
LEIPER, D	2.63	0	0	---	24	0	0	0	2	24.00	23	8	7	2	3	8	0	0	0
BURBA, D	2.70	1	0	1000	6	0	0	0	0	6.67	4	2	2	1	5	6	0	0	1
VERES, D	3.48	2	0	1000	46	0	0	0	0	77.67	86	32	30	5	18	65	0	0	10
PENA, A	3.86	1	1	500	22	0	0	0	2	25.67	27	11	11	4	11	23	0	0	1
VanLANDINGHAM, B	4.09	11	8	579	30	27	7	2	0	180.33	159	85	82	14	112	103	0	9	9
MESA, J	4.26	1	5	167	15	0	0	0	4	25.33	30	12	12	1	2	27	0	0	1
LEITER, M	4.95	13	12	520	40	33	10	2	0	223.67	240	129	123	34	80	192	4	0	6
JACKSON, D	5.42	3	8	273	12	12	4	0	0	83.00	88	50	50	15	24	58	0	0	4
TAYLOR, B	5.45	4	4	500	60	0	0	0	1	100.67	116	63	61	19	32	91	0	0	0
FOSTER, K	5.48	6	8	429	19	19	2	0	0	115.00	120	78	70	16	72	112	0	2	2
JONES, B	5.52	14	15	483	37	36	7	3	0	228.33	285	149	140	28	92	87	0	5	0
PORTUGAL, M	6.11	9	11	450	27	27	4	0	0	176.67	223	126	120	26	76	95	1	0	11
PEREZ, M	8.14	1	5	167	8	8	0	0	0	42.00	61	39	38	7	17	40	1	0	1
CASTILLO, T	10.62	0	4	0	40	0	0	0	0	40.67	74	51	48	14	29	20	0	0	0
HUDEK, J	18.89	0	1	0	10	0	0	0	0	6.67	17	15	14	5	9	4	0	0	0
TOTALS	5.20	79	89	470	162	162	34	9	23	1431.00	1614	871	827	195	609	1028	6	16	49

### Evanston Equine

Pitcher	ERA	W	L	PCT	G	GS	CG	SH	SV	IP	H	R	ER	HR	BB	SO	E	BK	WP
NEN, R	3.59	1	2	333	36	0	0	0	15	42.67	42	17	17	8	12	39	0	3	4
DeLUCIA, R	4.50	0	0	---	3	0	0	0	0	4.00	2	2	2	1	2	5	0	0	0
APIER, K	5.13	14	9	609	27	27	8	1	0	191.33	202	112	109	18	83	171	0	0	8
DARLING, R	5.49	4	10	286	20	20	1	0	0	137.67	168	92	84	19	61	96	3	3	4
ROPER, J	5.58	3	10	231	13	13	3	1	0	82.33	80	56	51	10	50	31	1	0	0
ALVAREZ, W	5.79	8	12	400	20	20	3	0	0	138.33	170	92	89	25	74	86	0	0	4
SCHILLING, C	6.02	10	18	357	29	29	5	0	0	187.00	251	142	125	34	81	132	1	1	11
SCANLAN, B	7.24	3	2	600	44	0	0	0	0	83.33	118	73	67	19	32	38	2	0	3
ROGERS, K	7.81	1	1	500	2	2	0	0	0	12.67	16	11	11	4	7	10	0	0	0
NELSON, J	7.82	0	0	---	29	0	0	0	3	38.00	55	38	33	7	21	39	0	0	1
REYNOLDS, S	8.33	2	5	286	47	4	1	0	2	103.67	157	99	96	16	26	84	0	2	2
LIEBER, J	8.65	1	6	143	7	7	2	0	0	34.33	59	37	33	8	7	19	0	2	0
GATES, B	13.43	0	0	---	1	0	0	0	0	0.67	1	1	1	1	0	2	1	0	0
RAMERIZ, M	20.30	0	0	---	2	0	0	0	0	1.33	6	7	3	0	4	1	1	0	1
GOMEZ, C	40.30	0	0	---	1	0	0	0	0	0.67	0	3	3	0	3	0	0	0	0
TOTALS	6.16	47	75	385	122	122	23	2	20	1058.00	1327	782	724	170	463	758	9	11	38

### Hawaii Surfs

Pitcher	ERA	W	L	PCT	G	GS	CG	SH	SV	IP	H	R	ER	HR	BB	SO	E	BK	WP
DeLEON, J	3.47	9	4	692	49	0	0	0	4	106.33	88	42	41	12	37	106	0	0	1
CASTILLO, F	3.60	0	0	—	1	1	0	0	0	5.00	5	2	2	1	1	4	0	0	0
McDOWELL, J	3.96	15	8	652	31	31	9	1	0	229.67	256	105	101	18	52	149	0	0	5
MUNOZ, B	4.09	5	2	714	54	1	0	0	4	103.33	93	53	47	15	42	60	2	1	8
NAGY, C	5.16	11	14	440	35	35	10	1	0	244.00	284	149	140	41	85	137	0	3	7
SLOCUMB, H	5.35	4	4	500	45	0	0	0	2	69.00	82	50	41	2	37	48	1	0	10
CLARK, M	5.69	4	19	174	27	27	3	0	0	183.33	205	130	116	35	83	82	0	2	10
BURKETT, J	6.43	8	20	286	37	37	4	0	0	233.67	329	183	167	50	48	117	0	0	2
JACKSON, M	6.68	7	4	636	42	0	0	0	14	62.00	55	46	46	17	30	71	0	0	0
RUETER, K	8.31	2	12	143	20	20	1	0	0	86.67	130	85	80	20	35	44	0	0	3
TOTALS	5.31	65	87	428	152	152	27	2	24	1323.00	1527	845	781	211	450	818	3	6	46

### Lake Tahoe Dealers

Pitcher	ERA	W	L	PCT	G	GS	CG	SH	SV	IP	H	R	ER	HR	BB	SO	E	BK	WP
HARVEY, B	2.70	0	1	0	2	0	0	0	0	3.33	3	2	1	1	2	4	0	0	0
BEDROSIAN, S	3.92	2	2	500	31	0	0	0	8	43.67	38	19	19	2	14	52	1	0	1
MERCKER, K	4.59	7	6	538	74	0	0	0	16	158.67	153	83	81	29	79	135	0	2	6
SABERHAGEN, B	4.70	18	20	474	41	41	25	1	0	320.00	381	190	167	46	42	263	3	0	2
RIJO, J	4.75	14	17	452	41	41	14	2	0	303.00	344	172	160	44	116	276	0	9	2
PALACIOS, V	4.82	3	2	600	18	0	0	0	0	37.33	45	27	20	3	24	25	0	0	1
FERNANDEZ, S	5.38	14	10	583	28	28	6	0	0	194.00	208	122	116	30	81	159	0	0	3
WELLS, D	5.69	13	11	542	27	27	9	0	0	186.33	235	128	119	42	45	118	0	0	6
GLAVINE, T	6.44	6	6	500	13	13	3	0	0	93.67	121	68	67	12	31	76	2	1	2
McMICHAELS, G	6.87	1	0	1000	10	0	0	0	0	18.33	28	15	14	0	0	15	1	1	2
HARNISCH, P	7.31	2	6	250	12	12	1	0	0	72.67	85	59	59	15	37	52	0	0	0
STANTON, M	9.00	0	1	0	8	0	0	0	1	10.00	12	11	10	0	9	6	0	0	0
TOTALS	5.20	80	82	494	162	162	58	5	25	1443.00	1649	896	833	224	480	1181	7	13	25

### Malibu Wave

Pitcher	ERA	W	L	PCT	G	GS	CG	SH	SV	IP	H	R	ER	HR	BB	SO	E	BK	WP
COX, D	1.40	3	1	750	17	0	0	0	11	19.33	14	4	3	1	6	14	0	0	0
TABAKA, J	2.20	3	3	500	54	0	0	0	4	69.67	47	20	17	2	23	45	2	0	2
WOHLER, M	2.35	0	0	—	6	0	0	0	0	7.67	5	2	2	0	5	8	0	0	0
MYERS, R	2.66	6	1	857	41	0	0	0	1	23.67	20	9	7	4	14	20	0	0	0
EICHHORN, M	2.76	7	3	700	76	0	0	0	8	101.00	71	35	31	4	22	40	0	0	1
CAMPBELL, K	3.18	1	1	500	23	0	0	0	0	28.33	19	11	10	5	8	16	0	0	1
ONTIVEROS, S	3.34	19	5	792	31	28	11	2	0	215.67	188	90	80	19	50	83	0	0	8
MESA, J	3.40	5	3	625	58	0	0	0	7	79.33	71	37	30	8	30	66	2	0	3
FREEMAN, M	3.54	14	9	609	28	28	5	0	0	183.00	197	87	72	31	43	99	0	0	2
FETTERS, M	3.75	1	0	1000	21	0	0	0	2	24.00	25	12	10	0	20	16	0	0	2
HOFFMAN, T	4.26	1	3	250	14	0	0	0	7	19.00	14	11	9	1	2	23	0	0	1
ASHBY, A	4.37	14	14	500	41	41	9	2	0	276.00	301	158	134	37	73	212	0	0	6
JOHNSON, R	4.48	15	12	556	38	38	8	1	0	247.33	246	153	123	39	118	295	0	0	16
SELE, A	5.49	11	7	611	27	27	4	0	0	162.33	184	109	99	28	65	108	0	0	8
TOTALS	3.87	100	62	617	162	162	37	6	40	1456.33	1402	738	627	179	479	1045	4	0	50

1995 INDIVIDUAL STATISTICS

PLAYER	G	AB	R	H	2B	3B	HR	RBI	BB	SO	HB	SH	DP	SB	CS	E	SF	BA	OBA	SLG
ALOMAR, R	149	588	74	156	27	8	9	63	62	76	3	15	15	26	9	5	4	265	336	384
ALOMAR, S	123	474	67	131	28	5	19	86	26	58	5	0	24	9	3	1	9	276	315	477
ALOU, M	161	640	94	202	34	9	31	122	61	97	2	0	18	9	12	6	8	316	373	542
ANDERSON, B	103	202	22	37	7	1	4	16	11	38	4	5	5	12	5	0	1	183	239	287
ANTHONY, E	10	4	2	0	0	0	0	0	0	1	0	0	0	0	0	1	0	0	0	0
AUSMUS, B	4	7	0	1	0	0	0	1	0	0	0	1	0	0	0	0	0	143	143	143
BAERGA, C	137	519	67	142	30	5	17	75	14	53	7	0	11	8	4	20	5	274	299	449
BAGWELL, J	150	601	138	205	20	2	62	164	77	112	5	0	34	19	3	14	11	341	414	691
BAINES, H	24	21	4	6	2	0	2	7	3	0	1	0	0	0	0	0	0	286	400	667
BARBERIE, B	4	6	1	1	0	0	0	1	1	3	0	0	1	0	0	0	0	167	286	167
BASS, K	78	214	26	62	12	2	5	38	25	32	0	0	8	2	2	3	1	290	363	435
BAUTISTA, D	5	3	0	0	0	0	0	0	0	1	0	0	0	0	0	0	0	0	0	0
BELL, D	161	637	88	200	26	1	21	69	31	131	0	1	9	29	17	6	4	314	344	457
BELL, J	157	554	71	139	41	2	10	66	52	117	5	9	13	4	1	25	2	251	320	386
BELLE, A	114	435	96	152	33	5	41	113	44	94	3	0	11	3	2	3	4	349	409	731
BERROA, G	73	181	26	50	9	0	2	22	17	38	2	1	4	3	2	0	1	276	343	359
BERRY, S	69	244	17	52	5	1	6	19	16	47	0	0	7	5	3	10	2	213	260	316
BICHETTE, D	154	584	82	141	33	2	27	68	32	88	3	0	15	13	6	3	6	241	282	443
BIGGIO, C	160	643	118	180	52	7	11	80	78	102	8	6	6	58	16	10	5	280	362	434
BLAUSER, J	14	24	0	5	1	0	0	1	1	4	0	3	0	0	0	0	0	208	240	250
BLOWERS, M	142	480	57	118	25	0	13	67	56	121	2	2	21	5	4	22	8	246	322	378
BOGGS, W	148	586	92	178	32	2	12	99	92	55	4	0	13	3	1	19	6	304	398	427
BONDS, B	162	647	139	191	27	3	64	163	78	79	4	1	8	71	24	3	4	295	372	643
BONILLA, B	157	531	83	138	30	0	17	94	89	154	0	1	9	2	2	25	3	260	364	412
BOONE, B	135	552	77	160	28	2	16	63	18	121	13	4	10	3	3	16	3	290	326	435
BOSTON, D	3	2	0	0	0	0	0	0	0	0	0	0	0	0	0	0	0	0	0	0
BRANSON, J	87	63	6	13	3	1	1	8	3	11	0	2	1	0	0	1	0	206	242	333
BROGNA, R	138	519	86	183	46	9	26	106	26	98	0	0	6	3	1	0	8	353	378	626
BROWNE, J	20	36	3	8	1	0	0	3	4	7	1	0	0	0	0	3	0	222	317	250
BRUMFIELD, J	71	195	32	40	15	2	0	10	27	36	0	2	4	22	7	2	0	205	302	303
BUECHELE, S	4	15	3	4	0	0	1	2	0	4	0	0	0	0	0	0	0	267	267	467
BUHNER, J	90	145	28	41	6	3	6	23	19	35	2	0	5	0	0	0	3	283	367	490
BURKS, E	142	533	87	139	27	11	31	92	57	155	0	0	10	7	0	12	1	261	332	527
BUTLER, B	142	529	97	164	12	10	9	55	75	76	2	3	2	47	18	3	5	310	394	422
CAMINITI, K	153	592	68	143	27	3	21	89	41	113	3	0	9	9	3	10	2	242	293	404
CANSECO, J	124	409	72	110	16	3	27	66	50	122	6	3	10	30	5	0	2	269	355	521
CARR, C	43	19	15	5	1	0	0	2	0	2	1	1	1	12	3	0	0	263	300	316
CARREON, M	87	281	28	75	8	1	6	39	28	50	5	1	4	0	0	2	2	267	342	367
CARTER, J	113	401	57	96	29	3	17	64	26	76	3	0	12	2	2	10	239	284	454	
CASTILLA, V	142	564	82	182	47	9	16	71	14	92	0	1	13	15	6	10	2	323	338	523
CEDENO, A	22	32	3	12	2	0	2	3	1	7	1	1	0	0	1	2	0	375	412	625
CLARK, D	136	471	60	137	20	6	22	63	47	97	0	0	10	6	0	0	1	291	355	499
CLARK, W	134	496	109	150	17	2	25	84	93	81	8	6	7	9	1	2	7	301	414	494
CLAYTON, R	107	310	40	66	15	1	2	21	14	58	5	16	3	19	4	5	3	213	256	287
COLBRUNN, G	7	12	0	1	1	0	0	0	1	7	0	0	0	0	0	1	0	83	154	167
COLE, A	129	491	67	146	19	4	2	43	41	86	3	16	1	41	12	9	5	297	352	365
COLEMAN, V	9	2	2	1	0	0	0	0	0	0	0	0	0	4	2	0	0	500	500	500
CONINE, J	137	519	67	145	24	3	25	88	53	112	0	0	14	2	3	8	6	279	343	482
COOPER, S	125	443	56	130	28	11	12	51	34	60	6	2	6	1	0	26	2	293	351	488
CORA, J	26	62	10	13	1	1	0	4	3	9	0	11	1	0	3	3	0	210	246	258
CORDERO, W	78	231	35	69	9	2	5	29	24	37	6	0	6	5	0	7	4	299	374	420
DAULTON, D	134	496	96	143	34	0	31	96	69	68	6	0	13	4	2	10	287	374	542	
DAVIS, C	148	558	95	151	26	1	36	103	78	138	0	0	14	2	0	0	4	271	356	514
DELGADO, C	18	36	3	6	2	0	1	2	8	13	0	0	1	0	0	1	1	167	311	306
DORSETT, B	49	53	7	9	2	0	1	3	1	12	0	0	4	0	0	0	0	170	185	264
DUNCAN, M	4	14	0	2	0	0	0	0	0	5	0	1	0	2	1	1	0	143	143	143
DUNSTON, S	119	364	35	72	9	0	12	32	21	55	1	3	6	3	5	14	2	198	242	321
DYKSTRA, L	126	498	89	132	53	10	6	42	63	77	2	0	8	19	8	5	2	265	349	448



1995 INDIVIDUAL STATISTICS

PLAYER	G	AB	R	H	2B	3B	HR	RBI	BB	SO	HB	SH	DP	SB	CS	E	SF	BA	OBA	SLG
DeSHIELDS, D	40	14	14	5	0	0	0	2	2	1	0	0	0	15	7	1	0	357	438	357
EDMONDS, J	8	18	0	2	0	0	0	0	0	6	0	0	1	0	0	0	0	111	111	111
EISENREICH, J	88	81	16	23	6	4	1	10	14	9	0	0	5	2	0	1	1	284	385	494
EUSEBIO, T	44	100	14	35	9	0	1	11	4	26	0	0	2	0	0	0	0	350	375	470
EVERETT, C	30	66	7	15	3	0	3	9	4	19	0	0	3	1	1	3	0	227	271	409
FELIX, J	47	152	17	36	7	1	4	11	13	41	3	2	2	0	0	0	1	237	308	375
FERMIN, F	59	188	14	45	7	0	0	21	4	19	0	12	7	2	0	3	1	239	254	277
FERNANDEZ, T	152	476	58	101	15	1	6	44	39	68	6	13	13	37	17	38	6	212	277	286
FIELDER, C	31	89	6	17	4	0	2	6	8	26	1	0	2	0	0	1	1	191	263	303
FINLEY, S	133	501	86	125	29	4	17	70	26	68	2	20	6	18	11	10	4	250	287	425
FLETCHER, D	35	58	6	16	7	0	1	8	7	5	0	1	1	0	0	0	1	276	348	448
FRANCO, J	56	109	20	27	5	1	3	15	18	24	1	0	3	0	0	0	1	248	357	394
FRYE, J	151	593	95	171	53	7	0	59	78	84	4	1	9	10	9	12	2	288	374	401
FRYMAN, T	55	98	8	17	3	1	3	11	8	28	1	0	2	1	2	7	1	173	241	316
GAETTI, G	137	454	35	107	10	0	12	49	21	108	2	8	5	0	0	8	2	236	271	337
GAGNE, G	85	223	21	48	16	1	2	19	16	57	2	6	4	4	6	3	3	215	270	323
GALARRAGA, A	156	640	99	178	26	0	44	124	25	148	11	0	18	15	4	11	5	278	314	525
GALLAGHER, D	1	0	0	0	0	0	0	0	0	0	0	0	0	0	0	0	0	---	---	---
GALLEGO, M	40	111	8	21	5	0	2	18	10	32	1	3	1	0	1	1	1	189	260	288
GARCIA, C	50	137	16	38	7	1	1	14	5	35	1	1	1	8	3	4	1	277	306	365
GATES, B	81	255	29	73	10	2	4	18	18	17	2	1	6	2	2	7	1	286	337	388
GIBSON, K	41	69	7	14	0	1	5	14	8	16	0	2	1	1	0	0	1	203	282	449
GILKEY, B	15	53	3	4	2	0	0	5	8	11	0	0	0	1	1	1	0	75	197	113
GIRARDI, J	3	8	0	1	1	0	0	0	0	0	0	0	1	0	0	0	0	125	125	250
GOMEZ, C	44	141	26	41	6	0	5	21	15	33	1	0	1	5	1	3	0	291	363	440
GOMEZ, L	115	391	66	107	34	0	16	69	55	89	2	2	8	0	0	4	4	274	363	483
GONZALEZ, A	1	2	0	0	0	0	0	0	0	0	0	0	0	0	0	0	0	0	0	0
GONZALEZ, J	55	144	22	42	6	1	7	30	8	20	0	0	5	2	0	1	2	292	325	493
GONZALEZ, R	16	22	5	7	1	0	0	4	5	4	0	0	1	0	0	0	0	318	444	364
GRACE, M	18	29	4	8	3	0	1	7	2	4	0	0	1	0	0	0	0	276	323	483
GREBECK, C	23	21	4	6	1	0	0	1	1	1	0	0	0	0	0	0	0	286	318	333
GREENWELL, M	38	43	7	10	1	0	4	10	3	3	0	0	0	0	0	0	0	233	283	535
GREER, R	124	450	59	112	16	4	7	38	68	77	5	5	7	2	0	1	5	249	350	349
GRIFFEY JR., K	148	604	133	203	39	5	65	144	46	104	3	1	17	10	5	1	5	336	383	740
GRISSON, M	143	418	58	98	19	3	5	48	24	63	0	11	6	26	5	2	5	234	273	330
GUILLEN, O	127	413	38	122	12	11	0	43	11	32	0	9	10	5	8	29	4	295	311	378
GWYNN, T	162	714	143	275	68	2	15	104	51	40	0	1	11	6	1	5	10	385	421	549
HALE, C	5	8	0	1	0	0	0	1	0	1	0	0	0	0	0	0	0	125	125	125
HALL, J	25	35	8	10	1	0	3	9	3	8	1	0	0	1	0	0	0	286	359	571
HAMELIN, B	137	480	76	117	29	0	39	99	69	114	4	0	4	9	6	7	3	244	342	548
HAMMONDS, J	84	253	25	58	16	2	5	19	20	59	1	0	11	1	2	9	1	229	287	368
HARPER, B	7	8	2	1	0	0	0	0	1	0	0	0	1	0	0	1	0	125	222	125
HAYES, C	51	144	11	29	6	3	1	15	12	34	1	4	4	1	0	7	1	201	266	306
HENDERSON, R	26	31	12	10	2	0	0	1	6	5	0	0	1	12	1	0	0	323	432	387
HILL, G	3	3	0	0	0	0	0	0	0	1	0	0	0	0	0	0	0	0	0	0
HOILES, C	39	66	17	18	2	0	9	14	8	18	2	1	4	0	0	1	0	273	368	712
HOLLINS, D	16	38	4	5	0	0	1	5	3	4	1	0	2	1	0	4	0	132	214	211
HUFF, M	59	83	25	25	4	1	0	10	8	19	4	3	2	4	1	0	1	301	385	373
HUNDLEY, T	134	463	49	89	16	1	27	75	23	114	2	4	6	4	2	10	4	192	232	406
HUNTER, B	16	4	2	0	0	0	0	0	0	1	0	0	0	2	2	0	0	0	0	0
JACKSON, B	2	6	1	2	1	0	1	1	0	2	0	0	0	0	0	0	0	333	333	1000
JACKSON, D	85	302	45	71	9	2	11	30	8	50	3	0	3	5	2	2	1	235	261	367
JAHA, J	32	66	7	9	1	0	2	9	11	17	1	0	1	1	0	0	0	356	492	661
JAMES, C	37	101	29	36	13	1	12	28	17	29	10	0	2	0	0	0	0	356	492	661
JAVIER, S	59	96	13	25	5	0	2	8	14	19	0	1	3	8	2	1	0	260	355	375
JEFFERIES, G	150	619	108	197	39	2	18	61	55	42	0	2	19	21	5	2	4	318	372	475
JEFFERSON, R	74	218	22	62	10	1	8	29	16	47	1	0	10	0	0	2	1	284	335	450
JOHNSON, L	11	10	2	2	0	0	0	0	0	1	0	0	0	2	0	0	0	200	200	200
JORDAN, B	12	19	1	4	1	0	0	0	2	6	0	0	1	1	1	0	0	211	286	283

1995 INDIVIDUAL STATISTICS

PLAYER	G	AB	R	H	2B	3B	HR	RBI	BB	SO	HB	SH	DP	SB	CS	E	SF	BA	OBA	SLG
JORDAN, R	21	65	3	11	0	0	0	5	6	15	0	0	0	0	0	2	1	169	236	169
JOSE, F	41	114	12	24	3	1	3	10	4	29	0	1	7	5	2	0	1	211	235	333
JOYNER, W	137	541	77	133	25	5	9	63	53	69	0	1	15	5	3	11	4	246	311	360
JUSTICE, D	150	539	90	139	27	2	26	73	92	78	3	0	14	4	6	13	5	258	366	460
KARKOVIC, R	131	313	39	51	9	4	8	29	55	102	0	5	3	0	1	4	2	163	286	294
KARROS, E	13	20	2	7	0	0	2	5	3	2	0	0	0	1	0	0	1	350	417	650
KELLY, M	4	3	1	1	1	0	0	2	0	0	0	0	0	0	0	0	1	333	250	667
KELLY, P	40	87	9	18	2	1	1	11	4	25	3	6	0	1	4	5	0	207	266	287
KELLY, R	115	400	50	109	15	2	7	34	36	78	5	1	6	15	8	4	2	273	339	373
KENT, J	160	621	89	167	29	8	17	106	34	118	19	14	11	1	0	23	8	269	323	424
KING, J	30	98	11	24	8	0	1	9	7	8	0	0	0	0	0	9	1	245	292	357
KINGERY, M	124	418	76	131	39	11	3	56	33	39	6	3	16	1	2	2	5	313	368	481
KIRBY, W	95	269	38	68	4	0	6	31	13	51	1	2	1	25	9	6	0	253	290	335
KLESKO, R	52	158	28	40	7	1	15	36	16	22	1	0	7	0	0	1	1	253	324	595
KNOBLAUCH, C	149	590	96	177	63	0	5	88	47	78	14	5	21	46	10	3	9	300	361	432
KNORR, R	38	95	14	25	4	0	6	18	8	28	3	0	4	0	0	1	2	263	333	495
KRUK, J	147	481	71	162	36	0	8	60	65	102	0	0	11	3	2	0	1	337	415	462
LANKFORD, R	150	503	81	131	31	5	22	62	57	141	7	1	5	13	7	8	2	260	343	473
LANSING, M	51	79	13	24	4	1	0	3	6	4	0	3	2	5	2	2	0	304	353	380
LARKIN, B	150	590	94	158	32	3	10	48	73	98	0	12	10	37	19	9	5	268	346	383
LEWIS, D	80	283	53	71	8	10	2	19	27	32	3	11	3	18	4	5	1	251	322	371
LEYRITZ, J	124	378	54	95	12	0	31	75	46	87	11	1	10	3	1	3	5	251	345	529
LIND, J	18	14	1	3	0	1	0	1	0	3	0	0	0	1	1	0	0	214	214	357
LOCKHART, K	8	8	1	1	0	0	0	2	4	2	0	0	0	0	1	0	0	125	417	125
LOFTON, K	128	557	114	181	27	10	13	73	43	66	5	7	4	82	17	6	3	325	377	479
LOPEZ, J	132	448	45	92	7	0	16	52	34	108	8	3	21	0	0	7	9	205	269	328
MABRY, J	9	24	0	4	2	0	0	1	1	6	0	0	0	0	0	0	0	167	200	250
MacFARLANE, M	85	239	26	41	11	0	6	25	23	72	13	2	7	2	0	5	5	172	275	293
MACK, S	144	511	80	150	33	4	21	74	46	98	10	3	21	5	1	1	6	294	360	497
MAKSUDIAN, M	3	3	2	0	0	0	0	0	2	0	0	0	0	0	0	0	0	0	400	0
MANWARING, K	100	302	29	67	17	1	0	18	18	52	3	8	4	2	0	3	4	222	269	285
MARTIN, A	155	632	74	142	16	11	19	65	55	141	4	0	7	22	8	5	5	225	289	375
MARTINEZ, E	82	276	40	72	11	0	9	32	36	45	1	0	3	5	2	0	3	261	345	399
MARTINEZ, T	68	75	12	21	4	1	6	14	2	10	1	1	1	0	0	1	1	280	304	600
MATTINGLY, D	134	424	51	114	17	0	7	48	47	29	0	0	11	0	0	3	5	269	338	358
MAYNE, B	47	122	17	34	5	1	2	15	11	23	0	1	2	2	0	0	1	279	336	385
McGRIFF, F	134	519	86	137	29	1	47	107	42	116	0	1	7	2	1	7	3	264	317	595
McGWIRE, M	110	371	61	110	10	0	29	68	71	115	0	0	4	0	1	13	2	296	408	558
McRAE, B	74	127	24	30	6	2	2	8	8	18	1	5	2	17	1	0	1	236	285	362
MEIJA, R	5	16	4	5	2	1	0	1	1	4	0	0	0	0	0	3	0	313	353	563
MERCED, O	5	13	5	4	1	0	2	4	1	2	0	0	0	0	0	0	0	308	357	846
MIESKE, M	22	52	11	11	1	0	6	11	11	7	1	0	0	1	0	0	2	212	348	577
MITCHELL, K	159	597	111	178	30	0	47	133	103	155	8	1	21	5	2	4	5	298	405	585
MOLITOR, P	156	622	83	182	25	5	11	89	49	80	0	6	18	15	10	1	0	293	344	402
MONDESI, R	152	619	81	178	41	10	20	101	19	120	1	0	17	7	2	8	0	288	310	483
MORANDINI, M	123	383	57	89	20	7	2	37	43	62	15	5	5	19	3	10	2	232	332	337
MORRIS, H	144	566	71	197	32	5	12	91	15	63	4	5	17	6	1	7	0	348	369	486
MOUTON, J	30	6	8	1	0	0	0	1	2	3	0	0	0	6	3	0	0	167	375	167
MUNOZ, P	131	475	52	130	20	5	19	83	32	142	3	0	17	0	0	2	6	274	320	457
MURRAY, E	70	202	22	46	3	0	5	24	15	34	0	0	3	2	0	0	7	228	272	317
NAEHRING, T	118	417	33	108	16	0	6	37	27	82	2	5	12	2	4	5	2	254	301	336
NEEL, T	16	47	6	14	1	1	1	5	6	15	0	0	1	0	0	0	0	298	377	426
NILSSON, D	19	37	4	9	2	0	1	3	1	6	0	0	0	0	0	0	0	243	263	378
NIXON, O	136	395	55	106	8	0	0	30	48	66	0	21	6	42	14	4	1	268	347	289
O'BRIEN, C	11	29	3	8	2	0	2	9	4	8	1	1	2	0	0	0	1	276	371	552
O'LEARY, T	2	3	0	0	0	0	0	0	0	0	0	0	0	0	0	0	0	0	0	0
OLERUD, J	139	452	66	115	23	6	9	59	64	60	1	1	14	1	6	8	6	254	344	392
OLIVA, J	9	25	8	4	1	0	2	4	5	3	0	0	1	0	0	5	0	160	300	440
OLIVER, J	5	7	2	3	0	0	1	2	0	0	0	0	0	0	0	1	0	429	429	857

1995 INDIVIDUAL STATISTICS

PLAYER	G	AB	R	H	2B	3B	HR	RBI	BB	SO	HB	SH	DP	SB	CS	E	SF	BA	OBA	SLG
O'NEILL, P	159	612	107	199	32	3	25	93	93	97	0	0	21	16	5	2	4	325	412	510
OWEN, S	37	99	12	25	3	1	1	10	17	10	0	0	2	0	6	4	2	253	356	333
PAGNOZZI, T	113	256	22	56	10	0	7	31	18	43	0	0	4	0	0	3	6	216	261	336
PALMEIRO, R	141	525	87	137	31	1	18	65	67	88	1	1	20	4	2	8	2	261	345	427
PALMER, D	48	160	17	37	3	0	7	20	8	41	1	1	4	1	1	11	3	231	267	381
PARENT, M	11	7	2	2	0	0	0	0	0	3	0	0	0	0	0	0	0	286	286	286
PATTERSON, J	5	15	2	2	0	0	0	0	2	3	0	0	0	0	0	1	0	133	235	133
PENA, G	19	52	12	10	0	1	5	7	5	13	3	0	1	0	0	2	0	192	300	519
PENA, T	44	83	10	25	6	0	3	18	4	6	0	1	1	1	1	1	1	301	330	482
PHILLIPS, T	146	586	94	142	25	2	22	70	99	171	4	0	10	13	4	20	3	242	354	404
PIAZZA, M	154	609	98	177	15	1	34	95	56	102	0	1	18	2	3	12	6	291	347	486
PIRKL, G	9	7	2	1	0	0	0	0	2	3	2	0	0	0	0	0	0	143	455	143
PLANTIER, P	7	18	3	3	1	0	2	3	2	5	0	0	1	1	0	0	0	167	250	556
PUCKETT, K	159	640	96	201	43	5	31	131	23	81	8	7	19	6	1	4	5	314	343	542
RAINES, T	38	51	10	21	2	2	1	6	8	5	0	1	0	2	0	1	0	412	492	588
RAMERIZ, M	69	245	34	59	13	0	17	39	27	68	0	0	3	2	1	1	3	241	313	502
READY, R	15	43	8	16	0	0	1	7	5	11	0	0	0	0	0	1	0	372	438	442
REBOULET, J	11	32	1	7	2	1	0	0	2	6	0	1	0	0	0	1	5	219	231	344
REED, J	4	0	0	0	0	0	0	0	1	0	0	0	0	0	0	0	0	---	1,000	---
REYNOLDS, H	30	73	7	14	6	0	0	6	4	7	0	0	2	1	1	0	0	192	234	274
RIPKEN, C	162	613	74	180	23	5	17	95	33	65	6	0	34	5	4	11	13	294	329	431
RIVERA, L	29	52	5	19	1	2	4	11	4	18	0	0	1	0	0	1	1	365	404	692
ROBERTS, B	142	586	84	179	17	6	0	51	43	90	6	3	15	48	9	7	4	300	351	349
RODRIGUEZ, H	2	4	0	1	0	0	0	1	0	1	0	0	0	0	0	0	0	250	250	250
RODRIGUEZ, I	158	585	75	150	26	1	28	92	41	78	15	1	18	7	2	11	4	256	319	448
SALMON, T	145	560	97	154	16	2	33	90	74	165	13	0	11	2	2	14	5	275	370	488
SANCHEZ, R	25	56	4	13	1	0	0	11	4	7	0	9	0	2	2	0	0	232	283	250
SANDBERG, R	139	478	58	121	20	15	3	43	44	104	2	7	6	0	4	9	0	253	319	377
SANDERS, D	135	539	68	124	16	8	5	26	35	88	7	4	10	33	25	4	1	230	285	317
SANDERS, R	100	323	37	80	16	2	18	55	17	104	0	0	5	9	7	4	5	248	281	477
SANTIAGO, B	63	124	10	21	2	0	2	14	12	23	0	0	5	0	0	2	1	169	241	234
SEGUI, D	10	23	1	4	1	0	1	2	3	8	0	0	0	0	0	1	0	174	269	348
SEITZER, K	62	155	16	31	6	0	2	17	12	23	0	0	4	1	1	0	1	200	256	277
SHEFFIELD, G	134	448	95	122	23	3	34	96	71	79	11	1	10	31	15	7	8	272	379	565
SHIPLEY, C	51	115	16	40	7	1	0	12	4	29	3	2	3	5	4	6	2	348	379	426
SIERRA, R	43	128	14	27	9	0	2	8	3	27	0	0	1	1	0	3	1	211	227	328
SMITH, D	1	4	0	2	0	0	0	0	1	1	0	0	0	1	0	0	0	500	600	500
SMITH, O	96	119	18	28	3	0	1	18	10	7	0	4	3	8	4	4	0	235	295	286
SORRENTO, P	45	71	6	17	0	0	3	10	4	12	0	0	2	0	0	2	0	239	280	366
SOSA, S	70	180	32	48	4	8	10	27	14	50	1	0	5	8	4	3	1	267	321	544
SPRAGUE, E	27	40	7	12	1	0	1	7	2	15	1	0	0	0	0	1	0	300	341	400
STANLEY, M	154	582	99	178	47	0	21	89	72	134	4	0	16	0	0	5	6	306	383	495
STEINBACH, T	114	395	38	88	14	1	7	38	21	83	0	0	13	4	1	3	1	223	261	316
STINNETT, K	27	46	4	12	0	1	0	0	3	14	2	0	1	0	0	3	0	261	333	304
STOCKER, K	48	118	11	26	2	0	0	7	20	21	4	5	2	0	2	5	0	220	352	237
SURHOFF, BJ	12	23	3	4	0	0	1	2	2	3	0	0	1	0	0	0	0	174	240	304
TARASCO, T	145	501	59	126	19	1	15	66	26	48	0	4	15	13	5	4	5	251	286	383
TARTABULL, D	8	12	4	1	1	0	0	1	5	3	0	0	0	0	0	0	0	83	353	167
TAUBENSEE, E	44	96	17	34	3	3	4	18	4	13	0	1	2	1	1	0	1	354	376	573
TETTLETON, M	107	311	67	81	14	1	19	49	84	83	8	0	8	0	0	1	3	260	426	495
THOMAS, F	162	603	136	184	53	0	59	147	126	130	8	0	21	5	1	3	4	322	443	703
THOME, J	138	519	90	136	27	2	37	84	59	132	0	0	12	3	3	32	2	262	336	536
THOMPSON, M	42	44	4	13	2	0	1	8	5	3	0	0	1	3	4	0	0	285	367	409
THOMPSON, RYAN	65	39	12	7	2	1	1	6	1	11	0	2	1	1	2	0	2	179	190	359
THOMPSON, ROBBY	68	76	15	18	7	0	0	1	5	18	0	7	2	2	0	2	0	237	284	329
TINSLEY, L	10	9	0	2	0	0	0	2	1	3	0	0	0	1	1	0	0	222	300	222
TRAMMELL, A	18	32	5	9	2	0	0	3	2	5	0	1	2	0	0	1	0	281	324	344
VALENTIN, JOSE	144	462	66	111	40	1	19	82	50	121	4	17	5	19	9	31	2	240	319	455
VALENTIN, JOHN	157	624	97	192	55	4	12	93	56	89	4	18	9	7	0	17	4	308	366	466

## 1995 INDIVIDUAL STATISTICS

PLAYER	G	AB	R	H	2B	3B	HR	RBI	BB	SO	HB	SH	DP	SB	CS	E	SF	BA	OBA	SLG
VAN SLYKE, A	13	17	2	1	1	0	0	0	0	5	0	0	3	0	0	0	0	59	59	118
VAUGHAN, N	161	620	97	174	33	2	34	98	63	172	22	0	20	9	4	18	9	281	363	505
VELARDE, R	22	41	6	8	0	0	0	0	2	9	1	1	1	1	0	2	0	195	250	195
VENTURA, R	114	397	45	95	6	1	8	41	42	74	1	3	7	3	3	25	1	239	313	320
VIZQUEL, O	139	517	56	125	12	2	0	36	39	36	0	19	5	18	6	9	6	242	292	273
WALKER, L	157	612	100	174	58	4	25	96	59	108	7	0	11	23	10	6	6	284	351	515
WALLACH, T	154	548	86	139	18	0	36	105	56	121	8	0	16	0	0	15	6	254	328	484
WEBSTER, L	10	22	1	9	2	0	0	2	2	3	0	0	0	0	0	0	0	409	458	500
WEISS, W	33	91	7	30	2	0	0	5	13	17	0	0	1	1	3	2	0	330	413	352
WHITAKER, L	125	443	57	121	22	1	8	50	45	70	4	4	7	8	1	19	7	273	341	381
WHITE, D	56	113	19	23	3	0	2	11	5	37	3	3	0	3	4	3	1	204	254	283
WHITE, R	54	101	21	20	5	1	3	16	14	30	5	1	2	0	1	2	1	198	322	356
WHITEN, M	61	134	18	30	7	0	8	23	16	35	0	0	2	4	5	2	0	224	307	455
WILKINS, R	18	31	2	5	1	0	0	0	2	10	0	0	0	0	0	0	0	161	212	194
WILLIAMS, B	59	121	20	32	4	0	5	14	13	22	1	1	4	13	5	0	5	264	329	421
WILLIAMS, E	142	526	89	157	23	2	31	94	49	70	18	3	17	1	1	21	0	298	378	527
WILLIAMS, G	6	11	3	4	0	0	1	1	2	3	0	0	0	0	1	0	0	364	462	636
WILLIAMS, M	115	458	76	125	14	2	37	88	34	92	2	0	4	2	2	13	3	273	324	555
WINFIELD, D	35	72	18	24	1	1	5	20	13	15	0	0	0	0	2	1	1	333	430	583
YOUNG, E	63	119	21	33	8	2	2	20	13	9	1	4	1	9	5	1	2	277	348	429
ZEILE, T	47	122	14	27	8	0	5	18	19	19	1	0	2	1	2	0	0	221	331	410

INDIVIDUAL PITCHING STATISTICS

PITCHER	ERA	W	L	PCT	G	GS	CG	SH	SV	IP	H	R	ER	HR	BB	SO	E	BK	WP
ACRE, M	4.10	1	1	500	38	0	0	0	8	26.33	17	12	12	5	12	22	0	0	1
AGUILERA, R	7.48	0	8	0	69	0	0	0	2	77.00	129	67	64	23	19	64	0	0	6
ALVAREZ, W	5.79	8	12	400	20	20	3	0	0	138.33	170	92	89	25	74	86	0	0	4
ANDERSEN, L	4.36	1	2	333	43	0	0	0	4	53.67	47	28	26	3	34	40	3	0	0
APIER, K	5.13	14	9	609	27	27	8	1	0	191.33	202	112	109	18	83	171	0	0	8
AQUINO, L	3.17	8	4	667	78	0	0	0	4	113.67	85	40	40	11	48	44	0	0	4
ASHBY, A	4.37	14	14	500	41	41	9	2	0	276.00	301	158	134	37	73	212	0	0	6
ASSENMACHER, P	3.67	2	2	500	34	0	0	0	1	27.00	19	12	11	2	10	25	0	0	2
ASTACIO, P	5.03	2	1	667	6	6	1	0	0	39.33	51	24	22	8	17	27	0	0	2
AVERY, S	5.76	11	13	458	29	29	10	1	0	182.67	183	120	117	25	76	140	0	2	4
AYALA, B	4.24	5	11	313	88	0	0	0	8	163.33	166	101	77	13	105	202	8	0	10
BECK, R	7.00	2	1	667	48	0	0	0	2	63.00	80	53	49	20	17	47	0	0	0
BEDROSIAN, S	3.92	2	2	500	31	0	0	0	8	43.67	38	19	19	2	14	52	1	0	1
BENES, A	3.68	25	10	714	41	41	15	1	0	317.67	284	146	130	41	109	349	0	0	7
BERE, J	6.22	6	18	250	32	32	1	0	0	157.67	171	122	109	28	94	133	5	0	2
BONES, R	5.21	15	14	517	39	39	11	2	0	252.00	289	158	146	31	75	93	3	0	6
BORLAND, T	4.09	3	4	429	56	0	0	0	3	66.00	67	34	30	7	27	48	0	0	3
BOSIO, C	5.01	4	14	222	25	25	7	0	0	172.33	193	106	96	31	44	86	0	0	7
BRANTLEY, J	3.12	3	1	750	38	0	0	0	6	60.67	53	21	21	7	19	62	0	0	1
BRISCOE, J	0.00	0	0	—	1	0	0	0	0	0.33	0	0	0	0	0	0	0	0	0
BULLINGER, J	4.21	14	11	560	35	29	6	1	0	214.00	208	104	100	24	64	140	0	2	7
BURBA, D	2.70	1	0	1000	6	0	0	0	0	6.67	4	2	2	1	5	6	0	0	1
BURKETT, J	6.43	8	20	286	37	37	4	0	0	233.67	329	183	167	50	48	117	0	0	2
CAMPBELL, K	3.18	1	1	500	23	0	0	0	0	28.33	19	11	10	5	8	16	0	0	1
CANDIOTTI, T	5.72	9	13	409	32	32	3	0	0	199.67	254	137	127	16	80	129	0	0	9
CARRASCO, H	4.44	6	5	545	66	0	0	0	5	107.33	112	55	53	10	57	68	3	0	7
CASTILLO, F	3.60	0	0	—	1	1	0	0	0	5.00	5	2	2	1	1	4	0	0	0
CASTILLO, T	10.62	0	4	0	40	0	0	0	0	40.67	74	51	48	14	29	20	0	0	0
CLARK, M	5.69	4	19	174	27	27	3	0	0	183.33	205	130	116	35	83	82	0	2	10
CLEMENS, R	3.80	26	11	703	41	41	21	4	0	312.67	245	148	132	48	130	291	6	0	5
CONE, D	3.78	25	11	694	40	40	16	4	0	300.00	266	140	126	41	104	239	2	2	6
COX, D	1.40	3	1	750	17	0	0	0	11	19.33	14	4	3	1	6	14	0	0	0
DARLING, R	5.49	4	10	286	20	20	1	0	0	137.67	168	92	84	19	61	96	3	3	4
DRABEK, D	4.29	16	13	552	39	39	7	3	0	274.67	287	147	131	46	104	200	8	0	0
DeLEON, J	3.47	9	4	692	49	0	0	0	4	106.33	88	42	41	12	37	106	0	0	1
DeLUCIA, R	4.50	0	0	—	3	0	0	0	0	4.00	2	2	2	1	2	5	0	0	0
EICHHORN, M	2.76	7	3	700	76	0	0	0	8	101.00	71	35	31	4	22	40	0	0	1
ELDRER, C	6.16	7	18	280	33	33	6	0	0	219.00	236	161	150	45	111	94	0	0	2
FASSERO, J	5.22	18	9	667	33	33	8	2	0	229.33	244	137	133	40	84	206	0	0	14
FERNANDEZ, A	6.77	11	17	393	40	40	2	0	0	226.00	310	190	170	61	67	145	1	0	3
FERNANDEZ, S	5.38	14	10	583	28	28	6	0	0	194.00	206	122	116	30	81	159	0	0	3
FETTERS, M	3.75	1	0	1000	21	0	0	0	2	24.00	25	12	10	0	20	16	0	0	2
FOSSAS, T	15.00	0	1	0	7	0	0	0	0	3.00	8	5	5	3	3	3	1	0	1
FOSTER, K	5.48	6	8	429	19	19	2	0	0	115.00	120	78	70	16	72	112	0	2	2
FREEMAN, M	3.54	14	9	609	28	28	5	0	0	183.00	197	87	72	31	43	99	0	0	2
GATES, B	13.43	0	0	—	1	0	0	0	0	0.67	1	1	1	1	0	2	1	0	0
GLAVINE, T	6.44	6	6	500	13	13	3	0	0	93.67	121	68	67	12	31	76	2	1	2
GOMEZ, C	40.30	0	0	—	1	0	0	0	0	0.67	0	3	3	0	3	0	0	0	0
GOMEZ, P	2.66	2	0	1000	49	0	0	0	1	40.67	31	14	12	2	19	21	0	0	2
GORDON, T	5.53	6	20	231	30	30	4	0	0	201.67	209	139	124	23	114	171	1	4	19
GROSS, K	4.27	10	19	345	34	33	5	0	0	227.67	252	117	108	31	75	146	1	3	3
HALL, D	3.61	4	5	444	68	0	0	0	5	57.33	52	26	23	9	22	44	0	0	1
HAMILTON, J	4.43	17	10	630	33	33	10	1	0	231.67	240	124	114	18	63	143	1	0	10
HARNISCH, P	7.31	2	6	250	12	12	1	0	0	72.67	85	59	59	15	37	52	0	0	0
HARVEY, B	2.70	0	1	0	2	0	0	0	0	3.33	3	2	1	1	2	4	0	0	0
HENKE, T	4.27	0	0	—	5	0	0	0	0	6.33	9	3	3	2	4	6	0	0	0
HENRY, B	4.47	5	8	385	32	14	0	0	3	116.67	118	66	58	23	27	78	0	0	1
HENTGEN, P	4.35	18	11	621	39	39	14	1	0	273.00	263	135	132	29	82	221	0	0	10

INDIVIDUAL PITCHING STATISTICS

PITCHER	ERA	W	L	PCT	G	GS	CG	SH	SV	IP	H	R	ER	HR	BB	SO	E	BK	WP
HERNANDEZ, J	2.25	1	0	1000	17	0	0	0	0	16.00	9	4	4	0	8	11	0	0	1
HERNANDEZ, R	1.13	0	1	0	21	0	0	0	3	16.00	14	4	2	1	15	18	1	0	0
HERSHISER, O	6.00	7	17	292	31	31	2	0	0	186.00	225	135	124	32	60	88	5	3	7
HILL, K	3.85	18	16	529	41	41	20	1	0	325.33	330	155	139	34	100	163	6	0	7
HITCHCOCK, S	4.29	0	2	0	28	0	0	0	1	35.67	30	21	17	3	28	29	3	0	4
HOFFMAN, T	2.79	8	10	444	63	0	0	0	21	90.33	72	32	28	5	29	118	0	0	4
HOLMES, D	0.00	0	0	—	1	0	0	0	0	1.67	1	0	0	0	0	1	0	0	0
HOWE, S	1.71	6	3	667	57	0	0	0	18	79.00	43	15	15	6	19	31	0	0	2
HUDEK, J	18.89	0	1	0	10	0	0	0	0	6.67	17	15	14	5	9	4	0	0	0
JACKSON, D	5.42	3	8	273	12	12	4	0	0	83.00	88	50	50	15	24	58	0	0	4
JACKSON, M	4.86	12	6	667	64	0	0	0	20	103.67	89	57	56	23	38	118	0	0	0
JOHNSON, R	4.48	15	12	556	38	38	8	1	0	247.33	246	153	123	39	118	295	0	0	16
JONES, B	5.52	14	15	483	37	36	7	3	0	228.33	285	149	140	28	92	87	0	5	0
JONES, D	2.42	9	4	692	58	0	0	0	21	74.33	76	24	20	5	14	46	3	0	1
JONES, T	3.21	2	6	250	52	0	0	0	16	67.33	52	29	24	5	37	65	0	0	2
KAMIENIECKI, S	5.72	9	16	360	31	30	3	1	0	193.67	222	137	123	28	102	121	2	0	10
KARSAY, S	5.06	1	2	333	4	4	0	0	0	21.33	27	12	12	3	7	8	0	0	0
KEY, J	6.42	2	3	400	9	9	2	1	0	47.67	58	34	34	9	21	19	1	0	1
LANGSTON, M	8.43	1	1	500	2	2	0	0	0	10.67	12	10	10	4	3	6	0	0	0
LEFTWICH, P	23.18	0	0	—	1	1	0	0	0	2.33	4	6	6	0	5	0	0	0	0
LEIPER, D	2.63	0	0	—	24	0	0	0	2	24.00	23	8	7	2	3	8	0	0	0
LEITER, M	4.95	13	12	520	40	33	10	2	0	223.67	240	129	123	34	80	192	4	0	6
LESKANIC, C	7.32	0	1	0	12	0	0	0	1	19.67	27	16	16	3	7	13	0	0	4
LIEBER, J	8.65	1	6	143	7	7	2	0	0	34.33	59	37	33	8	7	19	0	2	0
LLOYD, G	4.87	1	0	1000	13	0	0	0	0	20.33	24	11	11	5	9	11	0	0	0
MADDUX, G	2.07	30	8	789	41	41	23	7	0	339.33	280	90	78	11	45	246	3	2	8
MAHOMES, P	9.00	0	1	0	4	3	0	0	0	11.00	12	14	11	4	11	1	0	0	0
MANZANILLO, J	3.78	10	4	714	85	0	0	0	4	112.00	84	48	47	19	37	113	1	0	11
MARTINEZ, D	3.44	25	9	735	40	40	19	3	0	306.00	325	130	117	37	61	157	0	6	5
MARTINEZ, P	3.53	17	10	630	35	33	14	3	0	265.00	218	114	104	37	67	250	8	0	8
MARTINEZ, P.A.	3.46	3	4	429	54	0	0	0	7	75.33	57	34	29	9	46	55	4	1	4
MARTINEZ, R	4.68	14	18	438	41	41	5	0	0	290.33	287	168	151	46	86	168	2	0	3
MERCEDES, J	5.40	0	0	—	8	0	0	0	1	6.67	6	4	4	0	5	1	0	0	0
MERCKER, K	4.59	7	6	538	74	0	0	0	16	158.67	153	83	81	29	79	135	0	2	6
MESA, J	3.61	6	8	429	73	0	0	0	11	104.67	101	49	42	9	32	93	2	0	4
MONTGOMERY, J	2.45	1	0	1,000	4	0	0	0	0	3.67	3	1	1	0	2	2	0	0	1
MUNOZ, B	4.09	5	2	714	54	1	0	0	4	103.33	93	53	47	15	42	60	2	1	8
MUSSINA, M	5.60	12	25	324	41	41	8	0	0	281.33	287	199	175	32	68	149	3	0	0
MYERS, R	2.66	6	1	857	41	0	0	0	1	23.67	20	9	7	4	14	20	0	0	0
McDONALD, B	4.92	12	18	400	40	40	4	0	0	223.00	223	136	122	24	92	128	0	4	7
McDOWELL, J	3.96	15	8	652	31	31	9	1	0	229.67	256	105	101	18	52	149	0	0	5
McMICHAELS, G	6.87	1	0	1000	10	0	0	0	0	18.33	26	15	14	0	0	15	1	1	2
NAGY, C	5.16	11	14	440	35	35	10	1	0	244.00	284	149	140	41	85	137	0	3	7
NELSON, J	7.82	0	0	—	29	0	0	0	3	38.00	55	38	33	7	21	39	0	0	1
NEN, R	3.59	1	2	333	36	0	0	0	15	42.67	42	17	17	8	12	39	0	3	4
OLIVER, D	5.27	2	4	333	30	0	0	0	5	27.33	24	17	16	5	23	25	0	0	2
ONTIVEROS, S	3.34	19	5	792	31	28	11	2	0	215.67	188	90	80	19	50	83	0	0	8
PALACIOS, V	4.82	3	2	600	18	0	0	0	0	37.33	45	27	20	3	24	25	0	0	1
PENA, A	3.86	1	1	500	22	0	0	0	2	25.67	27	11	11	4	11	23	0	0	1
PEREZ, M	8.14	1	5	167	8	8	0	0	0	42.00	61	39	38	7	17	40	1	0	1
PEREZ, Y	3.54	2	2	500	66	0	0	0	6	114.33	83	50	45	11	55	94	0	4	11
PLUNK, E	3.24	4	6	400	61	0	0	0	1	100.00	89	39	36	8	38	101	0	0	9
PORTUGAL, M	6.11	9	11	450	27	27	4	0	0	176.67	223	126	120	26	76	95	1	0	11
RAMERIZ, M	20.30	0	0	—	2	0	0	0	0	1.33	6	7	3	0	4	1	1	0	1
RAPP, P	4.75	12	10	545	30	30	5	1	0	200.67	179	114	106	33	95	112	0	2	2
REYES, C	10.80	1	3	250	4	4	1	0	0	20.00	22	25	24	6	21	17	0	0	2
REYNOLDS, S	8.33	2	5	286	47	4	1	0	2	103.67	157	99	96	16	26	84	0	2	2
RIJO, J	4.75	14	17	452	41	41	14	2	0	303.00	344	172	160	44	116	276	0	9	2
RISLEY, B	3.51	5	4	556	47	0	0	0	4	92.33	73	39	36	15	26	103	0	0	6

INDIVIDUAL PITCHING STATISTICS

PITCHER	ERA	W	L	PCT	G	GS	CG	SH	SV	IP	H	R	ER	HR	BB	SO	E	BK	WP
ROGERS, K	7.81	1	1	500	2	2	0	0	0	12.67	16	11	11	4	7	10	0	0	0
ROJAS, M	3.15	4	4	500	55	0	0	0	17	68.67	59	29	24	14	19	64	0	0	1
ROPER, J	5.58	3	10	231	13	13	3	1	0	82.33	80	56	51	10	50	31	1	0	0
RUETER, K	8.31	2	12	143	20	20	1	0	0	86.67	130	85	80	20	35	44	0	0	3
RUFFIN, J	6.35	3	1	750	50	0	0	0	1	39.67	50	28	28	11	16	24	0	0	5
RYAN, K	3.57	2	2	500	42	0	0	0	3	68.00	69	28	27	6	26	43	0	0	2
SABERHAGEN, B	4.70	18	20	474	41	41	25	1	0	320.00	381	190	167	46	42	263	3	0	2
SANDERS, S	7.07	3	4	429	57	6	0	0	0	127.33	179	112	100	28	70	119	0	1	17
SCANLAN, B	7.24	3	2	600	44	0	0	0	0	83.33	118	73	67	19	32	38	2	0	3
SCHILLING, C	6.02	10	18	357	29	29	5	0	0	187.00	251	142	125	34	81	132	1	1	11
SCHOUREK, P	5.12	2	3	400	8	8	1	0	0	51.00	59	30	29	13	22	41	0	0	0
SEANEZ, R	12.00	0	0	—	4	0	0	0	0	3.00	6	4	4	0	2	1	0	0	0
SELE, A	5.49	11	7	611	27	27	4	0	0	162.33	184	109	99	28	65	108	0	0	8
SLOCUMB, H	5.35	4	4	500	45	0	0	0	2	69.00	82	50	41	2	37	48	1	0	10
SMOLTZ, J	4.84	17	9	654	32	32	10	2	0	219.33	232	125	118	42	80	177	1	0	6
STANTON, M	9.00	0	1	0	8	0	0	0	1	10.00	12	11	10	0	9	6	0	0	0
STOTTLEMYRE, T	0.00	0	0	—	1	0	0	0	0	1.33	2	0	0	0	0	1	0	0	0
SWIFT, B	4.05	15	14	517	30	30	14	1	0	231.00	262	118	104	26	75	128	3	0	3
TABAKA, J	2.20	3	3	500	54	0	0	0	4	69.67	47	20	17	2	23	45	2	0	2
TAYLOR, B	5.45	4	4	500	60	0	0	0	1	100.67	116	63	61	19	32	91	0	0	0
TRACHSEL, S	5.48	9	4	692	19	19	1	0	0	115.00	118	75	70	22	53	75	1	0	1
VALDEZ, I	7.71	1	1	500	15	0	0	0	0	11.67	9	11	10	4	7	11	0	1	1
VERES, D	3.48	2	0	1000	46	0	0	0	0	77.67	86	32	30	5	18	65	0	0	10
VOSBERG, E	6.14	0	1	0	7	0	0	0	0	7.33	15	7	5	1	1	5	0	0	1
VanLANDINGHAM, B	4.09	11	8	579	30	27	7	2	0	180.33	159	85	82	14	112	103	0	9	9
WELLS, D	5.89	13	11	542	27	27	9	0	0	188.33	235	128	119	42	45	118	0	0	6
WEST, D	4.40	13	11	542	37	29	3	0	0	159.67	135	90	78	15	129	110	0	0	25
WETTLELAND, J	3.64	1	3	250	62	0	0	0	38	64.33	58	28	26	5	22	66	0	0	1
WICKMAN, B	3.51	4	5	444	55	0	0	0	12	66.67	58	27	26	1	24	54	0	0	0
WILLIAMS, W	5.47	5	1	833	65	0	0	0	12	54.33	48	35	33	6	39	49	3	0	5
WITT, B	5.58	1	3	250	7	7	0	0	0	40.33	50	26	25	8	16	32	0	0	1
WOHLER, M	2.35	0	0	—	6	0	0	0	0	7.67	5	2	2	0	5	8	0	0	0
WORRELL, TIM	3.52	2	1	667	4	4	0	0	0	23.00	14	9	9	1	13	22	0	0	0
WORRELL, TODD	2.77	3	2	600	38	0	0	0	6	74.67	62	25	23	7	11	70	0	0	2

# ALL-TIME OFFENSIVE SINGLE SEASON RECORDS

## GAMES

84 HENDERSON, R; IL	174
83 SAX, S; UT	171
90 DAVIS, A; ON	169
89 ALOMAR, R; IC	168
87 BROOKS, H; WA	166
84 MOLITOR, P; UT	165
87 CARTER, J; VN	165
94 THOMPSON, R; MA	164
SEVERAL WITH	162

## BATTING AVERAGE

95 GWYNN, T; AZ	385
93 SLAUGHT, D; IA	384
84 BOGGS, W; IL	379
86 BOGGS, W; LV	377
83 BOGGS, W; IL	376
85 GWYNN, T; IL	359
94 GWYNN, T; AZ	359
88 DYKSTRA, L; VN	356
85 GWYNN, T; KY	354
83 PENDLETON, T; WA	353

## AT BATS

87 FERNANDEZ, T; WI	730
83 WILSON, W; AZ	727
86 BUTLER, B; HA	717
88 FERNANDEZ, T; WI	714
95 GWYNN, T; AZ	714
89 GWYNN, T; KY	712
93 GWYNN, T; AZ	712
84 GARCIA, D; TX	711
THREE WITH	709

## HITS

95 GWYNN, T; AZ	275
87 BROOKS, H; WA	236
88 GWYNN, T; KY	236
83 WILSON, W; AZ	234
86 BOGGS, W; LV	222
87 MATTINGLY, D; AL	222
85 RAINES, T; LV	219
86 LARKIN, B; CA	216
90 WINFIELD, D; HA	216
90 GWYNN, T; KY	216

## DOUBLES

94 GWYNN, T; AZ	68
95 GWYNN, T; AZ	68
95 KNOBLAUCH, C; NY	63
87 MATTINGLY, D; AL	61
94 OLERUD, J; WA	61
91 BRETT, G; CA	60
90 BOGGS, W; IA	59
95 WALKER, L; CV	58
84 MOSEBY, L; NY	57
83 WHITE, F; WA	56

## TRIPLES

93 SANDERS, D; VN	32
86 McGEE, W; VN	26
83 WILSON, W; AZ	24
86 WILSON, W; AZ	23
94 JOHNSON, L; JH	21
85 SANDBERG, R; AZ	20
89 REYNOLDS, H; WA	20
85 WILSON, W; AZ	19
88 GWYNN, T; KY	19
94 SANDERS, D; VN	19

## HOME RUNS

95 GRIFFEY, K JR; LT	65
95 BONDS, B; WA	64
95 BAGWELL, J; AZ	62
95 THOMAS, F; MA	59
88 McGWIRE, M; LV	58
94 BONDS, B; WA	57
88 DAWSON, A; AZ	56
92 CANSECO, J; WA	56
82 SCHMIDT, M; MN	55
90 CANSECO, J; WA	55

## RUNS BATTED IN

95 BAGWELL, J; AZ	164
95 BONDS, B; WA	163
94 BONDS, B; WA	160
88 McGWIRE, M; LV	156
90 CANSECO, J; WA	154
92 CANSECO, J; WA	150
95 THOMAS, F; MA	147
88 STRAWBERRY, D; AL	145
90 JACKSON, B; IA	144
95 GRIFFEY, K JR; LT	144

## RUNS

87 DAVIS, E; VA	161
94 BONDS, B; WA	154
84 HENDERSON, R; IL	143
95 GWYNN, T; AZ	143
95 BONDS, B; WA	139
95 BAGWELL, J; AZ	138
95 THOMAS, F; MA	136
89 GIBSON, K; VN	135
94 HENDERSON, R; WA	135
95 GRIFFEY, K JR; LT	133

## STRIKE OUTS

90 JACKSON, B; IA	255
91 JACKSON, B; IA	218
91 CANSECO, J; WA	212
89 GALARRAGA, A; AZ	192
90 CANSECO, J; WA	190
93 FIELDER, C; GI	190
88 DAVIS, E; VA	186
91 BARFIELD, J; GI	180
93 PALMER, D; AL	180
94 SALMON, T; NY	180

## WALKS

84 HENDERSON, R; IL	171
88 CANGELOSI, J; VN	168
88 CLARK, J; LV	157
86 HARRAH, T; VN	150
87 ROENICKE, G; IC	141
91 CLARK, J; GI	134
90 CLARK, J; HA	133
94 SMITH, L; IA	133
90 HENDERSON, R; NY	132
94 PHILLIPS, T; LT	129

## STOLEN BASES

88 COLEMAN, V; NY	135
84 HENDERSON, R; IL	130
87 DAVIS, E; VA	111
92 NIXON, O; AZ	98
91 NIXON, O; AZ	96
86 COLEMAN, V; NY	92
82 RAINES, T; IN	89
89 HENDERSON, R; NY	84
95 LOFTON, K; NY	82
92 HENDERSON, R; LT	77



# ALL-TIME PITCHING SINGLE SEASON RECORDS

## EARNED RUN AVERAGE

95 MADDUX, G; AL	2.07
86 GOODEN, D; VA	2.10
92 RYAN, N; LT	2.13
90 SMOLTZ, J; KY	2.17
86 VALENZUELA, F; HA	2.45
85 GOODEN, D; VA	2.49
85 ANDUJAR, L; CA	2.51
91 TUDOR, J; VN	2.51
92 CLEMENS, R; IA	2.51
83 SHOW, E; WA	2.53

## WINS

86 GOODEN, D; VA	31
95 MADDUX, G; AL	30
92 CLEMENS, R; IA	28
83 NIEKRO, J; MN	27
83 WELCH, B; WA	27
93 SCHILLING, C; WA	27
FIVE WITH	26

## LOSSES

86 SABERHAGEN, B; CA	27
90 DeLEON, J; HA	27
88 STEWART, D; HA	26
91 GOODEN, D; VA	26
91 HANSON, E; VN	25
95 MUSSINA, M; VN	25
93 BOSIO, C; VN	24
FIVE WITH	23

## INNINGS PITCHED

86 GOODEN, D; VA	373
93 SCHILLING, C; WA	364
83 WELCH, B; WA	362
82 VALENZUELA, F; HA	361
93 CLEMENS, R; IA	361
87 CLEMENS, R; LV	359
92 CLEMENS, R; IA	359
83 VALENZUELA, F; HA	353
86 VALENZUELA, F; HA	349
82 RYAN, N; WY	349

## STRIKE OUTS

90 RYAN, N; NY	457
89 CLEMENS, R; LV	383
91 RYAN, N; NY	378
87 SCOTT, M; KY	365
86 GOODEN, D; VA	364
82 VALENZUELA, F; HA	353
95 BENES, A; WA	349
91 CONE, D; WA	343
89 RYAN, N; IC	340
87 CLEMENS, R; LV	333

## WALKS

89 HOUGH, C; VN	191
88 LANGSTON, M; WI	176
87 CORREA, E; IC	175
88 STEWART, D; HA	172
88 DeLEON, J; HA	167
94 BERE, J; AL	164
87 YOUMANS, F; AL	162
88 RYAN, N; LV	160
88 CANDIOTTI, T; WI	157
94 MARTINEZ, R; VN	156

## COMPLETE GAMES

83 WELCH, B; WA	37
86 GOODEN, D; VA	34
87 CLEMENS, R; LV	33
86 VALENZUELA, F; HA	32
92 CLEMENS, R; IA	31
93 CLEMENS, R; IA	30
93 SCHILLING, C; WA	30
82 VALENZUELA, F; HA	29
82 HOOTON, B; IN	28
87 WITT, M; VA	28

## SHUT OUTS

86 GOODEN, D; VA	8
87 CLEMENS, R; LV	7
87 RYAN, N; LV	7
90 BOSIO, C; VA	7
95 MADDUX, G; AL	7
82 SUTTON, D; IL	6
85 SOTO, N; AZ	6
89 RIJO, J; LV	6
FOURTEEN WITH	5

## SAVES

95 WETTELAND, J; AZ	38
91 ECKERSLEY, D; NY	37
91 DIBBLE, R; AL	35
91 SMITH, D; AZ	35
88 SMITH, D; AZ	34
92 SWIFT, B; AZ	33
91 BRANTLEY, J; ON	32
92 HENKE, T; NY	32
84 DIAZ, C; TX	31
THREE WITH	30

# SINGLE SEASON TEAM RECORDS

## OFFENSIVE

CATEGORY	BEST		WORST	
Batting Average	Arizona '95	300	Kentucky '91	229
On Base Percentage	Lake Tahoe '94	367	Evanston '93	292
	Arizona '95	367		
Slugging Percentage	Las Vegas '88	488	New York '93	354
At Bats	Arizona '88	5866	Vernal '95	5065
Runs	Arizona '95	1012	Evanston '93	544
Hits	Arizona '95	1723	Kentucky '91	1252
Doubles	Arizona '95	357	Ogden '90	190
Triples	Illinois '84	75	California '94	19
	Arizona '85	75	Lake Tahoe '95	19
Home Runs	Las Vegas '88	277	Girard '93	92
Stolen Bases	Washington '95	330	Ontario '84	37
Caught Stealing	Albany '90	9	Arizona '86	161
Ground into DP	Jackson Hole '93	80	Wisconsin '88	205
Walks	Illinois '84	739	Evanston '93	320
			Vernal '95	320
Hit by Pitch	Lake Tahoe '93	72	Three teams with	10
Strikeouts	Utah '84	705	Ogden '90	1254
Sacrifice Flies	Arizona '95	69	Jackson Hole '92	17
Sacrifice Hits	Malibu '92	140	Several teams with	0

## DEFENSIVE

	BEST		WORST	
Earned Run Average	Las Vegas '87	2.87	Evanston '95	6.16
Wins	Washington '83, '93, '95	105	Oregon '85	53
Saves	Washington '84	54	Oregon '85	11
Complete Games	Washington '83	100	New York '92	14
Innings Pitched	New York '86	1508	Vernal '95	1366
Hits Allowed	Lake Tahoe '92	1184	Girard '91	1710
Runs Allowed	Las Vegas '87	541	Vernal '94	1051
Earned Runs Allowed	Las Vegas '87	465	Vernal '94	968
Walks Allowed	New York '86	325	Hawaii '88	722
Strikeouts	Las Vegas '89	1273	Vancouver '83	615
Shut Outs	Las Vegas '87	22	Arizona '88	1
Double Plays Turned	Washington '86	207	Hawaii '90	88
Home Runs Allowed	California '93	112	Vernal '94	272
	Iowa '93	112		
Errors	Lake Tahoe '94	66	Vancouver '87	165