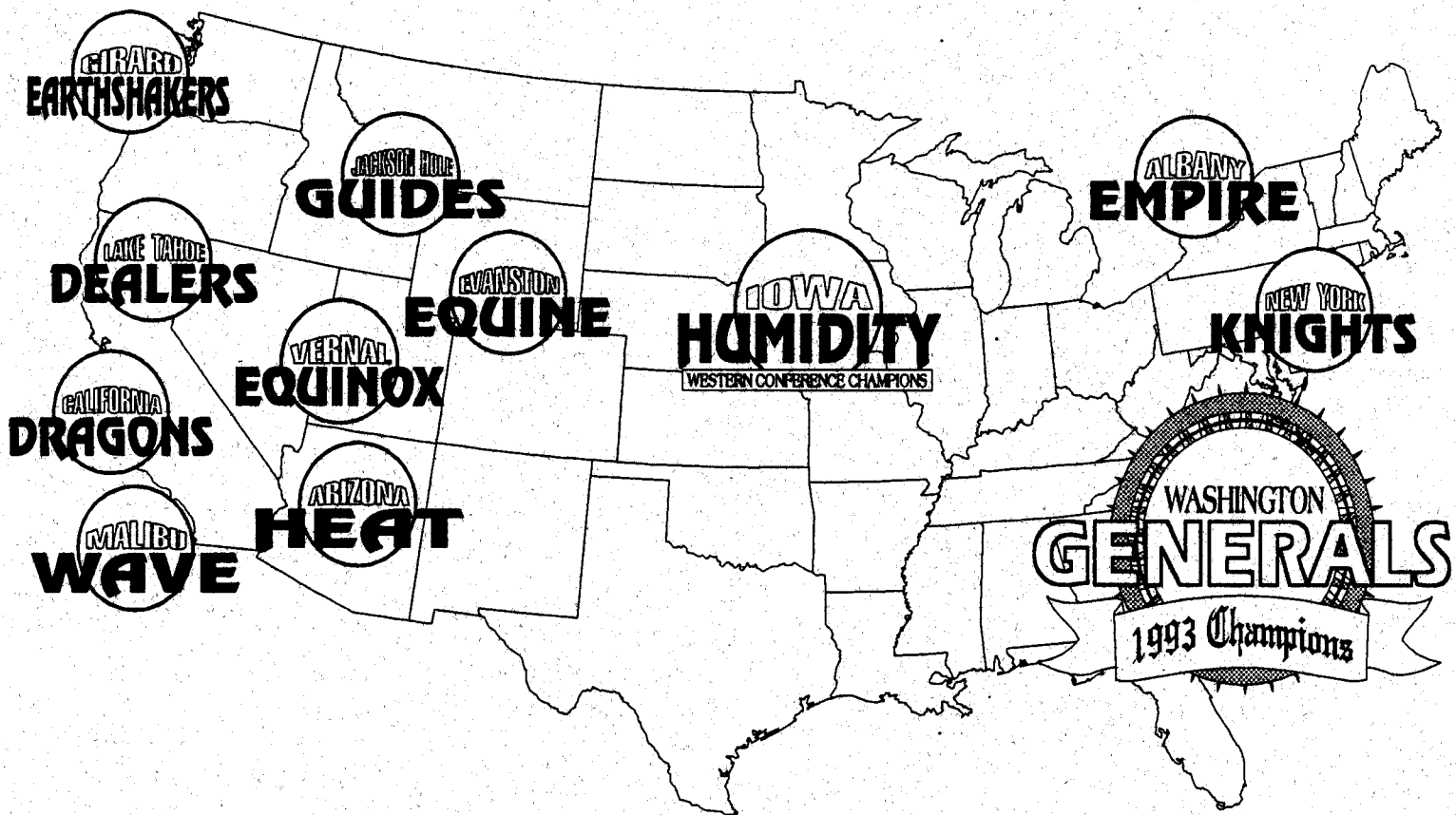


1993 SALT LAKE STRAT-O-MATIC BASEBALL LEAGUE



OFFICIAL FINAL STATISTICS

THE SEASON'S RECAP


1993 saw another exciting season of Salt Lake Strato League baseball. Unlike recent seasons, there was no change of league managers. Our twelve team format was complimented by twelve committed managers. This led to many eye-popping trades, some powerhouse playoff teams, and a thoroughly entertaining year.

'93 began December 2, '92.


Defending Champion, Washington, fired up the hot stove league with a blockbuster deal with Evanston. The Generals acquired eventual Pitcher of the Year, Curt Schilling in a deal that involved three early round draft picks and youngster Reggie Sanders. The gauntlet had been tossed. '91 Champion Iowa took the challenge. The Humidity maneuvered deals to acquire Tom Candiotti, Kevin Appier, Don Slaught and Xavier Hernandez, bolstering an already potent team. Similarly, Arizona and Jackson Hole wheeled and dealt their way into contention. Arizona acquired Mark Langston and Mike Devereaux. Jackson Hole acquired Brian Harper and Andre Dawson. The end result amounted to two 100 win teams, and two 95+ teams.

The playoffs fell in line with pre-season expectations. Powerhouses Washington and Iowa waited patiently for Arizona to steamroll Cinderella Albany in the East, and Jackson Hole to "survive" a seven-game blood bath with California in the West. The Generals dismantled the hopeful Heat with a four-game sweep to return to the Finals. Iowa needed an extra game to eliminate the Guides. The Finals matched the two prior season's champions for the first time. Though heavily touted as a classic match-up of great pitching staffs, the series was an offensive showcase. 20

homeruns were hit in the six game series. Series MVP Barry Bonds provided five homeruns to lead the Generals to a repeat performance as league Champions. Duplicating the back-to-back success of Las Vegas in '87 and '88. It was the third championship for Washington's GM, Mike Harrison.



Barry Bonds contribution to the Generals was not limited to the post-season. Bonds took away League MVP honors as well. The Washington outfielder collected four first place votes narrowly edging Iowa's Mark McGwire, in a controversial vote, for the honor. General's Curt Schilling was unanimously selected as Pitcher of the Year. The Rookie Pitcher of the Year honors went to Jackson Hole's Cal Eldred. Rookie Player of the Year was John Valentin of Arizona. Paul Zuckerman was recognized as Manager of the Year, after only three seasons in the league. Zuckerman led the Guides to an impressive 97-65 season.



Iowa's Mark McGwire "cracked" 50 Homeruns, 125 RBI, and five first place MVP votes. But the slugger finished second to Bonds in the MVP voting.


Draft '93 was one of the most scintillating ever. High quality prospects were the hot commodity of the draft. Wil Cordero was the first pick by Albany. He was followed by hotly desired Cal Eldred. Rebuilding Lake Tahoe selected six of the brightest young prospects in the first 19 picks. The draft many go on record as one of the best prospect drafts in league history.

A few records fell in '93. Iowa's Don Slaught set the single season mark for Batting Average with a .384 mark. Vernal's Deion Sanders buzzed around the Duchesne Dome bases for a record 32 Triples. Team single season marks were posted by Jackson Hole with 80 double plays ground into; Lake Tahoe with 72 times hit by pitch; Washington with 68 sacrifice flies; California and Iowa with 112 homeruns allowed. The Generals tied their league mark of 105 wins in a season. In futility, team marks were set by Evanston for on-base percentage, walks and runs, .292, 320 and 544; by New York with a .354

slugging percentage; by Vernal with 5,302 at-bats; and by Girard with 92 homeruns.

League leaders in various offensive categories were: Slaught in batting average (.384), on-base percentage (.423), and slugging percentage (.591); Tony Gwynn in hits (200); Edgar Martinez in doubles (51); Sanders in triples (32); McGwire in homeruns and RBI, (50 and 125); Bonds in runs (108); and Marquis Grissom in stolen bases (61). Pitching leaders were: Schilling in ERA (2.57), wins (27), winning percentage (.771), shutouts (5), and complete games (30); Mel Rojas in saves (28); John Wetteland in games pitched (89); Roger Clemens in innings pitched (364), and complete games (30); and David Cone in strikeouts (324).

1993 witnessed the maturation of the league. Twelve committed managers making the most of an entertaining little hobby. Though life is changing for all of us, Strato goes on. And its as fun as when we first started.



Barry Bonds celebrates as his 10th inning homerun off Iowa's Xavier Hernandez won Game 5 of the Championship series. Iowa's Don Slaught looks on.

					HOME			AWAY			VS EAST			VS WEST		
	W	L	PCT	GB	W	L	PCT	W	L	PCT	W	L	PCT	W	L	PCT
EAST																
WASHINGTON	105	57	648	—	53	28	654	52	29	642	60	30	667	45	27	625
ARIZONA	98	64	605	7	54	27	667	44	37	543	56	34	622	42	30	583
ALBANY	75	87	463	30	42	39	519	33	48	407	41	49	456	34	38	472
NEW YORK	72	90	444	33	38	43	469	34	47	420	34	56	378	38	34	528
VERNAL	69	93	426	36	36	45	444	33	48	407	42	48	467	27	45	375
MALIBU	65	97	401	40	38	43	469	27	54	333	37	53	411	28	44	389
WEST																
IOWA	103	59	636	—	47	34	580	56	25	691	46	26	639	57	33	633
JACKSON HOLE	97	65	599	6	48	33	593	47	34	580	46	26	639	51	39	567
CALIFORNIA	82	80	506	21	44	37	543	38	43	469	37	35	514	45	45	500
LAKE TAHOE	72	90	444	31	35	46	432	37	44	457	26	46	361	46	44	511
GIRARD	69	93	426	34	37	44	457	32	49	395	32	40	444	37	53	411
EVANSTON	65	97	401	38	39	42	481	26	55	321	31	41	431	34	56	378

FIRST ROUND
 JACKSON HOLE 4 CALIFORNIA 3
 ARIZONA 4 ALBANY 1

DIVISION FINALS
 IOWA 4 JACKSON HOLE 1
 WASHINGTON 4 ARIZONA 0

CHAMPIONSHIP SERIES
 WASHINGTON 4 IOWA 2

CHAMPIONSHIP SERIES MVP
 BARRY BONDS, WASHINGTON

MONTHLY STANDINGS

APRIL

EAST	W	L	PCT	GB
WASHINGTON	23	7	766	---
ARIZONA	20	10	666	3
ALBANY	13	17	433	10
VERNAL	12	18	400	11
MALIBU	12	18	400	11
NEW YORK	10	20	333	13

WEST	W	L	PCT	GB
IOWA	17	13	566	---
CALIFORNIA	15	15	500	2
GIRARD	15	15	500	2
LAKE TAHOE	15	15	500	2
EVANSTON	14	16	466	3
JACKSON HOLE	14	16	466	3

MAY

EAST	W	L	PCT	GB
WASHINGTON	42	18	700	---
ARIZONA	33	27	550	9
NEW YORK	27	33	450	15
ALBANY	26	34	433	16
VERNAL	25	35	416	17
MALIBU	25	35	416	17

WEST	W	L	PCT	GB
IOWA	35	25	583	---
JACKSON HOLE	34	26	566	1
CALIFORNIA	33	27	550	2
LAKE TAHOE	29	31	483	6
GIRARD	26	34	433	9
EVANSTON	25	35	416	10

JUNE

EAST	W	L	PCT	GB
WASHINGTON	57	27	678	---
ARIZONA	42	42	500	15
NEW YORK	39	45	464	18
MALIBU	38	46	452	19
ALBANY	37	47	440	20
VERNAL	35	49	416	22

WEST	W	L	PCT	GB
IOWA	54	30	642	---
JACKSON HOLE	48	36	571	6
CALIFORNIA	45	39	535	9
LAKE TAHOE	39	45	464	15
GIRARD	38	46	452	16
EVANSTON	32	52	380	22

JULY

EAST	W	L	PCT	GB
WASHINGTON	72	36	666	---
ARIZONA	60	48	555	12
ALBANY	50	58	462	22
NEW YORK	48	60	444	24
VERNAL	47	61	435	25
MALIBU	42	66	388	30

WEST	W	L	PCT	GB
IOWA	68	40	629	---
JACKSON HOLE	60	48	555	8
CALIFORNIA	59	49	546	9
GIRARD	49	59	453	19
LAKE TAHOE	49	59	453	19
EVANSTON	44	64	407	24

AUGUST

EAST	W	L	PCT	GB
WASHINGTON	90	48	652	---
ARIZONA	81	57	586	9
ALBANY	65	73	471	25
NEW YORK	64	74	463	26
VERNAL	59	80	427	32
MALIBU	54	84	391	36

WEST	W	L	PCT	GB
IOWA	88	50	637	---
JACKSON HOLE	80	58	579	8
CALIFORNIA	72	66	521	16
GIRARD	61	77	442	27
EVANSTON	58	82	420	30
LAKE TAHOE	57	81	413	31

SEPTEMBER

EAST	W	L	PCT	GB
WASHINGTON	105	57	648	---
ARIZONA	98	64	604	7
ALBANY	75	87	462	30
NEW YORK	72	90	444	33
VERNAL	69	93	425	36
MALIBU	65	97	401	40

WEST	W	L	PCT	GB
IOWA	103	59	635	---
JACKSON HOLE	97	65	598	6
CALIFORNIA	82	80	506	21
LAKE TAHOE	72	90	444	31
GIRARD	69	93	425	34
EVANSTON	65	97	401	38

TEAM TOTALS

TEAM	G	AB	R	H	2B	3B	HR	RBI	BB	SO	HB	S	DP	SB	CS	E	SF	PCT	OBA	SLG
WASHINGTON GENERALS	162	5601	838	1535	276	39	148	799	652	893	43	44	136	195	72	98	68	.274	.350	.417
IOWA HUMIDITY	162	5650	824	1537	321	55	161	777	574	854	32	59	124	199	61	97	0	.272	.343	.434
ARIZONA HEAT	162	5676	818	1542	336	37	160	784	580	971	60	40	124	95	38	96	46	.272	.343	.428
JACKSON HOLE GUIDES	162	5665	745	1486	282	29	149	707	469	897	0	109	80	91	39	48	17	.262	.318	.401
GIRARD EARTHSHAKERS	162	5678	698	1472	248	36	92	665	584	1031	26	47	99	178	70	86	44	.259	.329	.364
LAKE TAHOE DEALERS	162	5387	679	1279	258	33	130	646	623	1096	72	52	132	158	90	86	56	.237	.322	.370
VERNAL EQUINOX	162	5302	671	1303	238	52	152	641	467	853	29	42	122	99	49	100	46	.246	.308	.396
CALIFORNIA DRAGONS	162	5666	663	1444	277	36	139	620	491	986	35	21	127	146	41	81	48	.255	.316	.390
NEW YORK KNIGHTS	162	5423	627	1303	211	28	116	585	537	889	62	51	118	197	50	102	40	.240	.314	.354
ALBANY EMPIRE	162	5456	617	1395	230	43	129	576	452	1031	34	49	113	178	65	104	40	.256	.314	.385
MALIBU WAVE	162	5598	617	1352	243	25	139	580	517	907	0	51	105	123	43	105	42	.242	.304	.368
EVANSTON EQUINE	162	5554	544	1366	218	35	127	520	320	907	45	81	114	104	46	63	0	.246	.292	.366

TEAM	ERA	W	L	PCT	SV	G	GS	CG	GF	IP	H	R	ER	HR	BB	SO	SH	BK	WP	DP
WASHINGTON GENERALS	3.03	105	57	.648	33	162	162	69	93	1478.67	1208	563	498	129	526	1067	15	5	40	105
IOWA HUMIDITY	3.49	103	59	.636	37	162	162	69	0	1479.00	1289	626	573	112	544	1097	13	0	0	114
JACKSON HOLE GUIDES	3.60	97	65	.596	33	162	162	41	0	1461.00	1347	626	585	134	504	921	9	0	15	
CALIFORNIA DRAGONS	3.76	82	80	.506	26	162	162	57	106	1468.67	1417	663	614	112	501	855	5	6	40	134
ARIZONA HEAT	3.82	98	64	.605	49	162	162	38	124	1471.00	1410	709	625	138	551	1004	12	4	67	138
LAKE TAHOE DEALERS	3.92	72	90	.444	30	162	162	46	116	1460.33	1406	692	636	138	550	1020	10	17	45	107
ALBANY EMPIRE	3.93	75	87	.463	32	162	161	48	114	1475.33	1445	701	644	144	479	1009	3	6	54	138
NEW YORK KNIGHTS	3.97	72	90	.444	33	162	162	53	109	1445.33	1459	689	638	128	515	873	10	14	67	137
GIRARD EARTHSHAKERS	4.17	69	93	.426	18	162	162	46	0	1464.33	1457	753	678	149	571	790	7	7	53	
EVANSTON EQUINE	4.18	65	97	.401	29	162	162	37	125	1444.00	1551	717	671	129	462	895	9	0	0	
MALIBU WAVE	4.34	65	97	.401	31	162	162	26	0	1461.67	1504	774	705	132	554	997	5	3	48	151
VERNAL EQUINOX	4.65	69	93	.426	26	162	162	48	106	1395.33	1467	809	721	181	476	837	6	8	39	118

PRIMARY PLAYER STATISTICS FOR 1993 WASHINGTON GENERALS AFTER 5 GAMES

NAME	AVG	GM	AB	R	H	2B	3B	HR	RBI	BB	SO	HB	SH	DP	SB	CS	E
J. OLERUD	1.000	4	1	0	1	0	0	0	0	0	0	0	0	0	0	0	0
E. TAUBENSEE	1.000	1	1	1	1	0	0	0	0	0	0	0	0	0	0	0	0
J. CANSECO	.500	2	2	0	0	0	0	0	0	0	0	0	0	0	0	0	0
B. BONDS	.375	6	24	9	3	1	1	5	10	3	6	0	0	0	1	0	0
C. DAVIS	.353	6	17	4	6	4	0	4	3	3	0	0	0	0	1	0	0
A. VAN SLYKE	.304	6	25	4	7	3	1	1	3	4	5	0	0	0	0	1	1
R. HENDERSON	.263	6	19	4	5	0	0	1	3	4	4	0	0	0	2	0	1
G. SHEFFIELD	.240	6	25	4	6	3	0	1	6	1	3	0	0	1	1	1	0
D. DESHIELDS	.214	5	14	2	3	0	0	0	1	2	6	0	0	0	1	1	1
T. STEINBACH	.200	6	20	1	4	1	0	0	3	2	6	0	0	0	0	0	1
J. BROWNE	.192	6	26	3	5	0	0	0	0	2	5	0	0	0	1	0	0
O. SMITH	.190	6	21	2	4	0	0	0	0	2	3	0	0	0	0	0	1
C. BIGGIO	.125	4	3	2	1	0	0	0	0	0	4	0	0	0	1	0	0
J. BUHNER	.000	5	3	0	0	0	0	0	0	0	2	0	0	0	0	0	0
E. BURKS	.000	2	1	0	0	0	0	0	0	0	0	0	0	0	0	0	0
B. WILLIAMS	----	0	0	0	0	0	0	0	0	0	0	0	0	0	0	0	0
ALL PITCHERS	----	6	0	0	0	0	0	0	0	0	0	0	0	0	0	0	0
TEAM TOTALS	.259	6	205	35	53	14	2	9	34	25	47	2	0	1	12	5	5

NAME	ERA	W	L	PCT	G	GS	CG	SH	SV	IP	H	R	ER	HR	BB	SO
M. GUTHRIE	0.00	0	0	----	1	0	0	0	0	0.1	0	0	0	0	0	0
D. MARTINEZ	2.08	1	0	1.000	1	1	0	0	0	8.2	11	2	2	0	2	4
R. HERNANDEZ	2.45	2	0	1.000	5	0	0	0	1	7.1	5	5	2	2	2	4
D. CONE	5.14	0	0	----	1	1	0	0	0	7.0	7	4	4	2	4	8
D. RASMUSSEN	5.29	1	1	.500	2	2	1	0	0	17.0	16	10	10	4	8	8
C. SCHILLING	5.93	0	1	.000	2	2	0	0	0	13.2	11	12	9	3	10	7
G. OLSON	----	0	0	----	0	0	0	0	0	0.0	0	0	0	0	0	0
D. CONE	----	0	0	----	0	0	0	0	0	0.0	0	0	0	0	0	0
J. KEY	----	0	0	----	0	0	0	0	0	0.0	0	0	0	0	0	0
T. GORDON	----	0	0	----	0	0	0	0	0	0.0	0	0	0	0	0	0
ALL NON-PITCHERS	----	0	0	----	0	0	0	0	0	0.0	0	0	0	0	0	0
TEAM	4.50	2	6	.667	6	1	1	54.0	33	27	11	28	20	+	+	+
TEAM TOTALS	4.50	2	6	.667	6	1	1	54.0	33	27	11	28	20	+	+	+

PRIMARY PLAYER STATISTICS FOR 1993 IOWA HUMIDITY AFTER 5 GAMES

NAME	AVG	GM	AB	R	H	2B	3B	HR	RBI	BB	SO	HB	SH	DP	SB	CS	E
D. HULSE	.667	3	3	1	2	0	0	0	0	0	0	0	0	0	0	0	0
M. MCGWIRE	.429	6	21	5	9	1	0	5	8	5	6	0	0	0	0	0	0
P. CLARK	.375	2	8	2	3	0	0	0	0	0	0	0	0	0	0	0	0
E. MARTINEZ	.364	6	22	3	8	0	0	2	6	4	1	1	0	0	0	0	0
R. KARKOVIC	.353	1	3	1	1	0	0	0	1	3	1	1	0	0	0	0	0
D. SLAUGHT	.273	5	18	5	5	1	0	1	2	4	1	5	1	0	1	0	1
L. WHITAKER	.273	6	22	4	6	2	0	1	4	4	1	0	0	0	1	0	0
C. RIPKEN	.251	6	13	2	3	2	0	0	0	1	0	0	0	0	0	0	0
B. GILKEY	.222	2	9	2	2	1	0	0	0	1	1	0	0	0	0	0	0
T. RAINES	.222	5	18	3	4	1	0	0	3	3	1	0	0	0	1	0	0
B. ANDERSON	.217	6	23	2	5	0	0	1	3	3	5	1	0	0	0	0	0
L. WALKER	.080	6	25	2	2	1	0	0	2	0	6	0	0	1	0	0	0
D. HAMILTON	.000	5	13	3	0	0	0	0	0	4	1	0	0	1	0	1	0
M. GALLEGRO	.000	4	7	0	0	0	0	0	0	1	1	0	0	0	0	0	0
P. INCAVIGLIA	.000	1	0	0	0	0	0	0	0	0	0	0	0	0	0	0	0
J. EISENREICH	----	0	0	0	0	0	0	0	0	0	0	0	0	0	0	0	0
H. BOGGS	----	0	0	0	0	0	0	0	0	0	0	0	0	0	0	0	0
D. SEGU	----	0	0	0	0	0	0	0	0	0	0	0	0	0	0	0	0
ALL PITCHERS	----	6	0	0	0	0	0	0	0	0	0	0	0	0	0	0	0
TEAM TOTALS	.243	6	206	33	50	9	0	11	31	28	29	3	0	7	1	1	4

NAME	ERA	W	L	PCT	G	GS	CG	SH	SV	IP	H	R	ER	HR	BB	SO
R. MEACHAM	0.00	0	0	----	1	0	0	0	0	0.1	0	0	0	0	0	0
R. DIBBLE	0.00	0	0	----	1	0	0	0	1	0.1	0	0	0	0	0	0
T. CANDIOTTI	4.61	0	2	.000	2	2	0	0	0	13.2	12	8	7	3	6	3
K. APPIER	4.80	0	0	----	2	2	0	0	0	15.0	10	10	8	2	11	12
X. HERNANDEZ	5.40	1	1	.500	4	0	0	0	0	6.2	7	4	4	1	2	3
R. CLEMENS	6.88	1	1	.500	2	2	0	0	0	17.0	23	13	13	3	5	12
R. AGUILERA	----	0	0	----	0	0	0	0	0	0.0	0	0	0	0	0	0
ALL NON-PITCHERS	----	0	0	----	0	0	0	0	0	0.0	0	0	0	0	0	0
TEAM	5.43	2	4	.333	6	2	0	1	55.0	35	32	9	25	+	+	+
TEAM TOTALS	5.43	2	4	.333	6	2	0	1	55.0	35	32	9	25	+	+	+

1993 IOWA HUMIDITY AT 1993 WASHINGTON GENERALS

CHAMPIONSHIP BOX GAME 1

HUMIDITY	AB	R	H	RBI	GENERALS	AB	R	H	RBI
T. RAINES DH	5	0	0	0	C. BIGGIO 2B	3	1	0	0
B. ANDERSON LF	3	0	0	0	C-D. DESHIELDS PH	0	0	0	0
E. MARTINEZ 3B	3	0	1	0	D-E. BURKS PR	0	0	0	0
M. MCGWIRE 1B	3	1	1	1	R. HERNANDEZ P	0	0	0	0
D. SLAUGHT C	4	1	1	0	J. BROWNE DH, 2B	5	0	0	0
L. WALKER RF	4	1	1	1	B. BONDS LF	3	3	2	1
D. HAMILTON CF	2	2	0	0	G. SHEFFIELD 3B	4	1	2	4
C. RIPKEN SS	3	0	1	0	A. VAN SLYKE CF	4	2	4	0
E-D. HULSE PH	1	0	1	0	R. HENDERSON RF	2	0	0	1
L. WHITAKER 2B	4	1	1	3	B-J. BUHNER PH, RF	1	0	0	0
					C. DAVIS 1B	3	0	0	0
					A-J. OLERUD 1B	1	0	1	0
					T. STEINBACH C	4	0	1	1
					O. SMITH SS	4	0	1	0
TOTALS	32	6	7	5	TOTALS	34	7	11	7

A-SUBBED DEFENSIVELY (1B) FOR DAVIS IN 7TH INNING
 B-PINCH HIT FOR HENDERSON IN 7TH INNING
 C-PINCH HIT FOR BIGGIO IN 8TH INNING
 D-PINCH RUN FOR DESHIELDS IN 8TH INNING
 E-PINCH HIT FOR RIPKEN IN 9TH INNING

INJURY: DELINO DESHIELDS INJURED (FOR 0 MORE GAMES) IN 8TH INNING

HUMIDITY.....	0	0	0	0	5	0	1	-	6	7	0
GENERALS.....	1	0	1	1	3	0	-	7	11	1	1

HUMIDITY	IP	H	R	ER	BB	SO	HR
R. CLEMENS LOSS (0-1)	8	11	7	7	2	7	2
TOTALS	8	11	7	7	2	7	2

GENERALS	IP	H	R	ER	BB	SO	HR	
C. SCHILLING	6	2/3	6	5	5	2	3	2
R. HERNANDEZ WIN (1-0)	2	1/3	1	1	1	3	0	0
TOTALS	9	7	6	6	5	3	2	

LEFT ON BASE- HUMIDITY: 4 GENERALS: 7
 DOUBLE PLAYS- HUMIDITY: 0 GENERALS: 3

ERRORS- O. SMITH
 DOUBLES- D. SLAUGHT(1st), G. SHEFFIELD(1st), A. VAN SLYKE(1st), J. OLERUD(1st), T. STEINBACH(1st)
 TRIPLES- A. VAN SLYKE(1st)
 HOME RUNS- M. MCGWIRE(1st), L. WHITAKER(1st), B. BONDS(1st), G. SHEFFIELD(1st)
 STOLEN BASES- C. BIGGIO(1st), B. BONDS(1st), O. SMITH-2(2nd)
 SACRIFICE FLIES- R. HENDERSON
 WALKS- B. ANDERSON, E. MARTINEZ, M. MCGWIRE, D. HAMILTON-2, C. BIGGIO, B. BONDS
 HIT BY PITCH- D. DESHIELDS
 STRIKE OUTS- B. ANDERSON, D. SLAUGHT-2, C. BIGGIO, J. BROWNE, R. HENDERSON, J. BUHNER, T. STEINBACH, O. SMITH-2

GIDP- E. MARTINEZ, D. SLAUGHT, L. WALKER
 WILD PITCHES- R. CLEMENS, R. HERNANDEZ
 PASSED BALLS- D. SLAUGHT

1993 IOWA HUMIDITY AT 1993 WASHINGTON GENERALS

CHAMPIONSHIP BOX GAME 2

HUMIDITY	AB	R	H	RBI	GENERALS	AB	R	H	RBI
B. GILKEY LF	4	2	1	0	D. DESHIELDS 2B	3	1	0	0
D-D. HAMILTON CF	1	0	0	0	I-E. BURKS PH	5	0	0	0
L. WHITAKER 2B	4	1	1	0	J. BROWNE DH	5	0	0	0
E. MARTINEZ 3B	4	2	4	3	B. BONDS LF	0	4	1	2
P. CLARK DH	4	1	1	0	G. SHEFFIELD 3B	5	1	1	0
E-T. RAINES PH, DH	1	0	0	0	A. VAN SLYKE CF	4	1	1	0
M. MCGWIRE 1B	4	2	2	4	R. HENDERSON RF	4	1	3	1
L. WALKER RF	5	1	0	0	C. DAVIS 1B	2	1	0	1
M. GALLEGRO SS	3	0	0	0	F-C. BIGGIO PH	0	0	0	0
C-C. RIPKEN SS	1	1	0	0	T. STEINBACH C	5	0	0	0
D. SLAUGHT C	0	0	0	0	B-E. TAUBENSEE C	1	1	1	3
A-R. KARKOVIC PR, C	3	1	1	3	J. BUHNER PH	1	0	0	0
B. ANDERSON CF, LF	5	0	1	0	O. SMITH SS	3	1	1	0
					H-J. CANSECO PH	1	0	1	0
TOTALS	39	11	11	10	TOTALS	37	8	10	8

A-PINCH RUN FOR SLAUGHT IN 2ND INNING
 B-SUBBED DEFENSIVELY (C) FOR STEINBACH IN 7TH INNING
 C-SUBBED DEFENSIVELY (SS) FOR GALLEGRO IN 7TH INNING
 D-SUBBED DEFENSIVELY (CF) FOR GILKEY IN 8TH INNING
 E-PINCH HIT FOR CLARK IN 9TH INNING
 F-PINCH HIT FOR DAVIS IN 9TH INNING
 G-PINCH HIT FOR TAUBENSEE IN 9TH INNING
 H-PINCH HIT FOR SMITH IN 9TH INNING
 I-PINCH HIT FOR DESHIELDS IN 9TH INNING

INJURY: DON SLAUGHT INJURED (FOR 3 MORE GAMES) IN 2ND INNING
 INJURY: TERRY STEINBACH INJURED (FOR 1 MORE GAME) IN 6TH INNING

CHAMPIONSHIP SERIES GAME 3

GENERALS	AB	R	H	RBI	HUMIDITY
D. DESHIELDS 2B	4	0	2	1	T. RAINES DH
J. BROWNE DH	2	1	0	0	B. ANDERSON LF
B. BONDS LF	4	2	2	3	E. MARTINEZ 3B
G. SHEFFIELD 3B	3	0	1	0	M. MCGWIRE 1B
A. VAN SLYKE CF	3	0	1	0	D. SLAUGHT C
R. HENDERSON RF	4	0	0	0	L. WALKER RF
A. J. OLERUD 1B	0	0	0	0	D. HAMILTON CF
C. DAVIS 1B	3	1	2	0	C. RIPKEN SS
B. J. BUHNER RF	1	0	0	0	C-D. HULSE PH
T. STEINBACH C	3	0	0	0	L. WHITAKER 2B
O. SMITH SS	4	0	0	0	
TOTALS	31	4	8	4	TOTALS

A-SUBBED DEFENSIVELY (1B) FOR HENDERSON IN 8TH INNING
 B-SUBBED DEFENSIVELY (RF) FOR DAVIS IN 8TH INNING
 C-PINCH HIT FOR RIPKEN IN 9TH INNING

GENERALS.....	1	0	0	0	1	0	2	0	-	4	8	0
HUMIDITY.....	0	0	0	0	1	0	0	1	-	2	12	0

GENERALS	IP	H	R	ER	BB	SO	HR
D. MARTINEZ WIN (1-0)	8	2	3	11	2	2	2
R. HERNANDEZ SAVE (1ST)	0	1	3	1	0	0	0
TOTALS	9	12	2	12	2	2	5

HUMIDITY	IP	H	R	ER	BB	SO	HR
T. CANDIOTTI LOSS (0-1)	7	1	3	8	4	4	5
X. HERNANDEZ	1	2	3	0	0	0	2
TOTALS	9	8	4	8	4	5	6

LEFT ON BASE- GENERALS: 5 HUMIDITY: 9
 DOUBLE PLAYS- GENERALS: 3 HUMIDITY: 0

DOUBLES- A. VAN SLYKE(1ST), C. DAVIS(1ST), L. WALKER(1ST)
 HOME RUNS- B. BONDS-2(2ND)
 STOLEN BASES- D. DESHIELDS(1ST), C. DAVIS(1ST)
 CAUGHT STEALING- D. DESHIELDS, G. SHEFFIELD, A. VAN SLYKE
 WALKS- J. BROWNE-2, G. SHEFFIELD, A. VAN SLYKE, T. STEINBACH, M. MCGWIRE, D. SLAUGHT
 STRIKE OUTS- D. DESHIELDS, R. HENDERSON-2, T. STEINBACH-2, O. SMITH, B. ANDERSON, D. SLAUGHT-2, L. WALKER, L. WHITAKER
 GIDP- E. MARTINEZ, D. HAMILTON

CHAMPIONSHIP SERIES GAME 4

GENERALS	AB	R	H	RBI	HUMIDITY
C. BIGGIO 2B	5	0	2	1	T. RAINES DH
J. BROWNE DH	5	1	2	0	B. ANDERSON LF
B. BONDS LF	5	0	1	1	E. MARTINEZ 3B
G. SHEFFIELD 3B	5	0	2	0	M. MCGWIRE 1B
A. VAN SLYKE CF	5	0	0	0	D. SLAUGHT C
R. HENDERSON RF	2	2	1	1	L. WALKER RF
C. DAVIS 1B	3	1	2	1	D. HAMILTON CF
T. STEINBACH C	4	1	2	2	C. RIPKEN SS
O. SMITH SS	4	0	1	1	L. WHITAKER 2B
TOTALS	38	6	12	6	TOTALS

A-SUBBED DEFENSIVELY (2B) FOR WHITAKER IN 9TH INNING

GENERALS.....	0	3	0	1	1	0	0	1	-	6	12	2
HUMIDITY.....	3	0	1	0	0	2	0	1	-	7	5	0

GENERALS	IP	H	R	ER	BB	SO	HR
C. SCHILLING LOSS (0-1)	7	5	7	4	8	4	1
R. HERNANDEZ	1	0	0	0	0	1	0
TOTALS	8	5	7	4	8	5	1

HUMIDITY	IP	H	R	ER	BB	SO	HR
R. CLEMENS WIN (1-0)	9	12	6	6	3	11	1
TOTALS	9	12	6	6	3	11	1

LEFT ON BASE- GENERALS: 8 HUMIDITY: 8
 DOUBLE PLAYS- GENERALS: 1 HUMIDITY: 0

ERRORS- A. VAN SLYKE, T. STEINBACH
 DOUBLES- C. BIGGIO(1ST), B. BONDS(1ST), G. SHEFFIELD(1ST), C. DAVIS(2ND), T. RAINES(1ST), M. MCGWIRE(1ST), C. RIPKEN(1ST), L. WHITAKER(1ST)
 HOME RUNS- R. HENDERSON(1ST), E. MARTINEZ(1ST)
 CAUGHT STEALING- O. SMITH
 SACRIFICE FLIES- D. SLAUGHT
 WALKS- R. HENDERSON-2, C. DAVIS, T. RAINES-2, B. ANDERSON, E. MARTINEZ-2, M. MCGWIRE, D. HAMILTON, L. WHITAKER
 HIT BY PITCH- E. MARTINEZ
 STRIKE OUTS- C. BIGGIO-3, J. BROWNE, B. BONDS-3, A. VAN SLYKE-3, T. STEINBACH, T. RAINES, B. ANDERSON, M. MCGWIRE, L. WALKER-2
 GIDP- L. WHITAKER
 WILD PITCHES- R. CLEMENS

1993 WASHINGTON GENERALS AT 1993 IOWA HUMIDITY

CHAMPIONSHIP SERIES GAME 5

GENERALS	AB	R	H	RBI	HUMIDITY
D. DESHIELDS 2B	3	1	0	0	T. RAINES DH
A. J. CANSECO PH	1	0	0	0	B. ANDERSON LF
B-C. BIGGIO 2B	0	0	0	0	E. MARTINEZ 3B
J. BROWNE DH	5	1	2	0	M. MCGWIRE 1B
B. BONDS LF	5	2	2	3	D. SLAUGHT C
G. SHEFFIELD 3B	5	0	0	1	L. WALKER RF
A. VAN SLYKE CF	3	0	0	0	D. HAMILTON CF
R. HENDERSON RF	4	1	0	0	C. RIPKEN SS
E. J. BUHNER RF	0	0	0	0	C-D. HULSE PH
C. DAVIS 1B	4	0	1	1	D-M. GALLEGU SS
F. J. OLERUD 1B	0	0	0	0	L. WHITAKER 2B
T. STEINBACH C	4	0	1	0	
O. SMITH SS	4	0	1	0	
TOTALS	38	5	7	5	TOTALS

A-PINCH HIT FOR DESHIELDS IN 9TH INNING
 B-SUBBED DEFENSIVELY (2B) FOR CANSECO IN 9TH INNING
 C-PINCH HIT FOR RIPKEN IN 9TH INNING
 D-SUBBED DEFENSIVELY (SS) FOR HULSE IN 10TH INNING
 E-SUBBED DEFENSIVELY (RF) FOR HENDERSON IN 10TH INNING
 F-SUBBED DEFENSIVELY (1B) FOR DAVIS IN 10TH INNING

GENERALS.....	1	0	0	1	0	0	2	0	1	-	5	7	1
HUMIDITY.....	0	0	4	0	0	0	0	0	0	-	4	7	1

GENERALS	IP	H	R	ER	BB	SO	HR
D. CONE	7	7	4	4	4	5	2
R. HERNANDEZ WIN (1-0)	3	0	0	0	0	3	0
TOTALS	10	7	4	4	4	8	2

HUMIDITY	IP	H	R	ER	BB	SO	HR
K. APPIER	7	2	3	5	4	4	5
X. HERNANDEZ LOSS (0-1)	2	1	3	2	1	1	0
TOTALS	10	7	5	5	4	7	2

LEFT ON BASE- GENERALS: 6 HUMIDITY: 6
 DOUBLE PLAYS- GENERALS: 0 HUMIDITY: 0

ERRORS- D. DESHIELDS, M. GALLEGU
 DOUBLES- C. DAVIS(3RD), C. RIPKEN(2ND)
 HOME RUNS- B. BONDS-2(4TH), B. ANDERSON(1ST), M. MCGWIRE(1ST)
 STOLEN BASES- J. BROWNE(1ST), T. RAINES(1ST)
 CAUGHT STEALING- D. HAMILTON
 WALKS- D. DESHIELDS, A. VAN SLYKE-2, R. HENDERSON, T. RAINES, M. MCGWIRE, D. HAMILTON, C. RIPKEN
 STRIKE OUTS- D. DESHIELDS-2, B. BONDS, G. SHEFFIELD, R. HENDERSON, C. DAVIS-2, E. MARTINEZ, M. MCGWIRE-2, D. SLAUGHT, L. WALKER-2, D. HAMILTON, D. HULSE

1993 IOWA HUMIDITY AT 1993 WASHINGTON GENERALS

CHAMPIONSHIP SERIES GAME 6

GENERALS	AB	R	H	RBI	HUMIDITY
B. GILKEY LF	5	0	1	0	D. DESHIELDS 2B
L. WHITAKER 2B	3	0	0	0	J. BROWNE DH
E. MARTINEZ 3B	4	0	0	0	B. BONDS LF
P. CLARK DH	4	1	2	0	G. SHEFFIELD 3B
M. MCGWIRE 1B	4	1	2	2	A. VAN SLYKE CF
L. WALKER RF	4	0	0	0	R. HENDERSON RF
M. GALLEGU SS	4	0	0	0	A. J. OLERUD 1B
C-C. RIPKEN SS	0	0	0	0	C. DAVIS 1B
D. SLAUGHT C	4	1	2	1	B. J. BUHNER RF
B. ANDERSON CF	1	0	1	0	T. STEINBACH C
D-P. INCAVIGLIA PH	1	0	0	0	O. SMITH SS
TOTALS	34	3	8	3	TOTALS

A-SUBBED DEFENSIVELY (1B) FOR HENDERSON IN 8TH INNING
 B-SUBBED DEFENSIVELY (RF) FOR DAVIS IN 8TH INNING
 C-SUBBED DEFENSIVELY (SS) FOR GALLEGU IN 8TH INNING
 D-PINCH HIT FOR ANDERSON IN 9TH INNING

GENERALS.....	0	0	1	2	0	0	0	0	-	3	8	2
HUMIDITY.....	0	0	1	2	0	0	1	1	-	5	5	0

HUMIDITY	IP	H	R	ER	BB	SO	HR
T. CANDIOTTI LOSS (0-2)	6	1	3	4	4	3	1
X. HERNANDEZ	1	2	3	1	1	2	2
TOTALS	8	5	5	4	3	6	1

GENERALS	IP	H	R	ER	BB	SO	HR
D. RASMUSSEN WIN (1-1)	9	8	3	3	3	3	1
TOTALS	9	8	3	3	3	3	1

LEFT ON BASE- HUMIDITY: 8 GENERALS: 3
 DOUBLE PLAYS- HUMIDITY: 0 GENERALS: 1

ERRORS- M. MCGWIRE, D. SLAUGHT
 DOUBLES- B. GILKEY(1ST), C. DAVIS(4TH)
 HOME RUNS- M. MCGWIRE(5TH), D. SLAUGHT(1ST), A. VAN SLYKE(1ST)
 STOLEN BASES- G. SHEFFIELD(1ST), R. HENDERSON(2ND)
 CAUGHT STEALING- O. SMITH
 SACRIFICE FLIES- G. SHEFFIELD, C. DAVIS
 WALKS- L. WHITAKER-2, B. ANDERSON, B. BONDS, T. STEINBACH, O. SMITH
 HIT BY PITCH- B. ANDERSON
 STRIKE OUTS- M. MCGWIRE, D. DESHIELDS, J. BROWNE, B. BONDS, A. VAN SLYKE, C. DAVIS, T. STEINBACH
 GIDP- E. MARTINEZ
 WILD PITCHES- T. CANDIOTTI

TEAM PLAYER STATISTICS

ALBANY EMPIRE	G	AB	R	H	2B	3B	HR	RBI	BB	HB	SO	S	DP	SB	CS	E	SF	PCT	OBA	SLG
SMITH, DAUGHT	40	119	15	36	12	1	1	14	6	0	26	0	1	10	7	1	1	.303	.333	.445
ASHLEY, BILL	5	10	1	3	1	0	0	2	1	0	1	0	0	0	0	0	0	.300	.364	.400
OFFERMAN, JOSE	25	45	10	13	5	0	0	8	3	0	9	3	0	4	0	2	0	.289	.333	.400
FINLEY, STEVE	162	675	101	193	26	16	4	52	54	5	66	5	9	60	17	2	1	.286	.343	.390
RODRIGUEZ, IVAN	60	124	7	35	3	0	0	10	5	0	13	5	6	0	0	2	1	.282	.308	.306
KING, JEFF	14	22	1	6	1	0	0	0	0	0	3	0	0	0	0	2	0	.273	.273	.318
KRUK, JOHN	157	588	64	160	24	1	21	88	99	0	99	0	18	6	4	11	5	.272	.374	.423
MARTINEZ, DAVE	141	430	47	115	31	6	5	47	52	0	62	3	9	22	8	6	2	.267	.345	.402
BAERGA, CARLOS	161	625	66	164	35	2	18	64	21	11	101	6	14	14	0	22	3	.262	.297	.411
WHITEN, MARK	39	96	14	25	2	2	0	5	8	0	18	0	3	1	1	0	0	.260	.317	.323
VIZQUEL, OMAR	138	529	52	134	14	4	0	48	28	4	52	20	13	36	15	9	6	.253	.293	.295
BELL, DEREK	8	20	0	5	1	1	0	1	0	0	4	0	2	0	0	0	0	.250	.250	.400
LEYRITZ, JIM	42	141	16	35	4	0	6	15	9	0	28	0	1	0	0	0	2	.248	.289	.404
KELLY, ROBERTO	116	335	31	81	21	3	3	27	16	3	60	2	11	18	7	5	4	.242	.279	.349
JEFFERSON, REGGIE	54	91	4	22	4	1	0	15	4	1	21	0	1	0	0	0	3	.242	.273	.308
KING, JEFF	14	22	1	6	1	0	0	0	0	0	3	0	0	0	0	2	0	.273	.273	.318
WILKINS, RICK	136	485	55	109	10	3	26	56	32	0	109	0	8	0	0	8	5	.225	.270	.419
CHAMBERLAIN, WES	80	308	31	69	10	1	10	36	8	3	92	0	6	1	0	0	2	.224	.249	.360
FALMER, DEAN	159	564	63	105	18	0	27	54	48	4	180	4	7	6	5	20	2	.186	.254	.362
MILLIGAN, RANDY	37	101	10	18	0	0	2	8	22	0	28	0	1	0	0	0	2	.178	.320	.238
STRAWBERRY, DARRYL	18	55	2	9	4	1	0	6	4	0	14	0	1	0	0	1	0	.164	.220	.273
VAUGHN, GREG	48	124	17	16	1	0	5	12	23	1	27	1	2	0	1	0	1	.129	.268	.268
PITCHERS	162	0	0	0	0	0	0	0	0	0	0	0	0	0	0	10	0	---	---	---
TOTAL	162	5509	608	1369	228	42	128	568	443	32	1016	49	113	178	65	103	40	.247	.304	.373

ARIZONA HEAT	G	AB	R	H	2B	3B	HR	RBI	BB	HB	SO	S	GDP	SB	CS	E	SF	PCT	OBA	SLG
OWEN, SPIKE	15	43	10	16	1	0	0	7	11	0	2	1	1	0	1	1	0	.372	.500	.395
BREWER, BOO	21	39	7	13	1	0	0	6	3	1	3	0	1	0	0	0	0	.333	.396	.359
WILKERSON, CURT	35	69	18	23	3	1	2	11	2	0	11	4	1	3	1	2	1	.333	.347	.493
NIXON, OTIS	55	124	20	40	5	1	0	15	12	0	15	4	0	11	2	0	2	.323	.377	.379
LANKFORD, RAY	158	608	90	184	35	3	20	96	62	4	134	7	8	33	10	0	6	.303	.368	.469
BASS, KEVIN	99	319	36	95	11	3	7	37	22	0	63	0	7	9	7	1	1	.298	.342	.417
SURHOFF, BJ	7	17	2	5	1	0	1	1	2	0	3	0	0	0	0	1	0	.294	.368	.529
MALDONADO, CANDY	28	60	7	17	3	0	2	11	3	0	12	0	1	0	0	0	0	.283	.317	.433
GWYNN, TONY	157	712	90	200	37	3	8	82	36	0	72	2	17	1	5	6	5	.281	.313	.375
CLARK, WILL	128	507	68	139	43	0	18	79	41	7	74	4	8	6	2	3	5	.274	.334	.465
MILLER, KEITH	14	22	3	6	2	1	0	3	2	0	3	0	0	0	0	0	0	.273	.333	.455
GONZALES, RENE	151	505	77	137	27	2	9	49	54	12	90	10	17	9	1	21	3	.271	.354	.386
ALICEA, LUIS	16	48	5	13	2	3	0	6	7	0	5	0	0	0	0	1	1	.271	.357	.438
VALENTIN, JOHN	151	591	83	155	44	2	9	69	53	2	67	8	13	5	1	24	3	.262	.324	.389
BAGWELL, JEFF	106	370	67	97	23	6	7	44	44	6	54	0	13	7	1	0	5	.262	.349	.414
DEVEREAUX, MIKE	35	84	9	22	6	0	4	7	5	0	17	0	1	0	1	0	1	.262	.300	.476
DAULTON, DARREN	139	607	90	131	33	8	26	100	98	13	116	0	6	6	2	6	6	.258	.389	.509
KENT, JEFF	120	408	49	102	30	2	16	63	28	13	101	0	11	2	2	11	2	.249	.313	.450
BONILLA, BOBBY	134	488	74	111	18	2	30	88	81	0	97	0	13	2	1	1	2	.242	.330	.487
WEBSTER, LENNY	31	69	8	15	7	0	1	4	6	0	8	0	1	0	0	1	1	.217	.276	.362
ZELE, TODD	46	99	11	20	4	0	0	8	25	0	17	0	4	1	1	4	2	.202	.357	.242
JOHNSON, HOWARD	13	16	4	1	0	0	0	0	4	0	7	0	1	0	0	0	0	.063	.250	.063
PITCHERS	162	0	0	0	0	0	0	0	0	0	0	0	0	0	0	13	0	---	---	---
TOTAL	162	5876	818	1542	336	37	160	784	580	68	971	40	124	96	38	96	46	.272	.343	.428

TEAM PLAYER STATISTICS

CALIFORNIA DRAGONS	G	AB	R	H	2B	3B	HR	RBI	BB	HB	SO	S	GDP	SB	CS	E	SF	PCT	OBA	SLG
BREAM, SID	21	14	2	5	3	0	1	6	3	1	2	0	0	0	0	0	0	.357	.500	.786
BRETT, GEORGE	3	3	0	1	0	0	0	1	0	0	0	0	0	0	0	0	0	.333	.333	.333
MCREYNOLDS, KEVIN	33	72	13	22	4	0	4	15	16	0	14	0	2	2	1	2	1	.306	.427	.528
THOMPSON, MILT	149	624	87	189	27	3	23	79	34	4	117	0	3	44	17	8	6	.303	.340	.466
MARTINEZ, TINO	38	50	10	15	5	0	2	12	7	0	9	0	1	0	0	0	1	.300	.379	.520
MOLTOR, PAUL	157	649	96	182	32	11	6	53	63	4	107	0	15	39	5	5	4	.280	.346	.391
PUCKETT, KIRBY	156	638	72	174	29	4	19	74	31	4	110	0	21	7	6	3	5	.273	.308	.420
SORRENTO, PAUL	149	561	74	151	28	1	25	76	57	0	123	0	13	1	0	0	9	.269	.332	.456
BUECHELE, STEVE	47	141	15	36	6	1	1	10	17	0	35	1	2	0	1	8	0	.255	.335	.333
SANDBERG, RYNE	157	631	81	161	35	0	27	91	67	0	93	0	14	14	5	7	4	.255	.325	.439
COOPER, SCOTT	138	496	36	126	44	2	2	60	49	0	55	0	13	0	0	11	3	.254	.319	.363
OLIVER, JOE	93	311	31	73	11	0	5	26	8	0	51	9	6	1	0	4	4	.235	.251	.318
LARKIN, BARRY	158	583	58	134	19	5	4	44	65	6	71	5	10	17	2	9	5	.230	.311	.300
MACPARRANE, MIKE	54	175	13	39	15	2	4	16	5	6	44	0	5	0	0	1	0	.223	.269	.400
WHITE, DEVON	131	409	50	84	9	4	12	34	30	8	99	4	10	18	4	5	1	.205	.272	.335
DOWNING, BRIAN	35	72	9	13	5	1	1	9	15	1	20	0	5	1	0	0	1	.181	.326	.319
ONNELL, PAUL	58	143	12	25	4	0	3	9	22	1	20	0	3	0	0	1	2	.175	.286	.266
MANWARING, KIRT	41	86	2	13	1	2	0	3	2	0	14	2	4	2	0	1	1	.151	.169	.209
FRANCO, JULIO	6	8	1	1	0	0	0	2	0	0	2	0	0	0	0	1	1	.125	.111	.125
MAY, DERRICK	2	0	1	0	0	0	0	0	0	0	0	0	0	0	0	0	0	---	---	---
PITCHERS	162	0	0	0	0	0	0	0	0	0	0	0	0	0	0	15	0	---	---	---
TOTAL	162	6686	663	1444	277	36	139	620	491	35	986	21	127	146	41	81	48	.256	.316	.390

EVANSTON EQUINE	G	AB	R	H	2B	3B	HR	RBI	BB	HB	SO	S	GDP	SB	CS	E	SF	PCT	OBA	SLG
ORSLAK, JOE	76	209	31	65	14	1	6	34	13	1	21	0	3	2	0	1	#	.311	.354	.474
THOMPSON, ROBBY	33	131	19	40	10	1	6	18	9	2	34	4	5	3	3	2	#	.305	.359	.534
COLERLAIN, GREG	5	10	0	3	0	0	0	1	1	0	4	0	0	1	0	0	#	.300	.364	.300
VELARDE, RANDY	24	68	7	20	4	1	0	0	5	0	15	0	3	1	1	1	#	.294	.342	.382
HUNTER, BRIAN	26	67	11	19	3	0	6	14	10	0	13	0	1	0	0	0	#	.284	.377	.597
BICHETTE, DANTE	72	164	22	46	7	0	5	22	6	2	31	2	3	6	2	1	#	.280	.314	.415
MATTINGLY, DON	142	538	49	149	28	2	8	46	25	0	45	2	11	2	0	1	#	.277	.309	.381
JOHNSON, LANCE	122	512	75	140	9	11	4	31	24	0	41	4	6	35	9	1	#	.273	.306	.357
BELL, JAY	132	461	53	124	26	2	9	46	44	6	69	23	8	0	3	10	#	.269	.341	.393
MUNOZ, PEDRO	56	181	12	47	6	2	3	21	6	0	49	1	4	0	4	2	#	.260	.283	.365
VECAINO, JOSE	20	66	5	17	2	0	1	3	2	0	3	3	0	0	0	3	#	.258	.279	.333
FLETCHER, SCOTT	126	384	33	97	11	2	3	32	30	13	41	18	3	9	1	5	#	.253	.328	.315
TACKETT, JEFF	15	25	2	6	2	0	0	2	2	0	2	1	0	0	0	1	#	.240	.296	.320
LEWIS, DARREN	41	133	21	31	7	0	1	6	12	0	20	6	1	15	2	0	#	.233	.297	.308
BELLE, ALBERT	161	637	68	146	25	1	26	77	35	5	162	3	13	3	2	6	#	.229	.275	.394
BORDERS, PAT	82	259	21	59	11	1	6	22	6	0	57	1	7	1	0	3	#	.228	.245	.347
JEFFERIES, GREG	25	97	11	22	4	0	1	6	8	0	12	0	3	2	2	0	#	.227	.286	.299
WILLIAMS, MATT	161	631	39	142	16	6	21	55	25	10	136	2	14	3	9	16	#	.225	.266	.369
WHITEN, MARK	36	129	12	29	6	1	4	10	11	0	27	3	3	5	2	2	#	.225	.286	.380
LIVINGSTONE, SCOTT	8	9	0	2	0	0	0	0	0	0	2	0	0	0	0	0	#	.222	.222	.222
VANDERWAL, JOHN	15	28	2	6	1	0	0	2	2	0	3	0	0	0	0	0	#	.214	.267	.250
BELL, DEREK	21	61	3	13	3	4	1	6	9	2	13	0	1	1	0	0	#	.213	.333	.443
SANTIAGO, BENITO	76	259	21	53	8	0	7	25	11	0	33	3	9	1	1	7	#	.205	.237	.317
JACKSON, DARRIN	55	104	5	21	1	0	1	5	2	1	18	1	5	3	1	1	#	.202	.224	.240
WALTERS, DAN	16	42	3	8	4	0	0	3	2	0	5	0	1	0	0	0	#	.190	.227	.286
RODRIGUEZ, HENRY	5	16	2	3	2	0	0	2	0	0	2	1	1	0	0	0	#	.188	.188	.313
GONZALEZ, LUIS	76	288	13	64	8	0	8	28	18	3	40	3	7	9	4	0	#	.187	.242	.298
AMARAL, RICH	3	8	0	1	0	0	0	0	0	0	0	0	1	0	0	0	#	.125	.125	.125
SMITH, DWIGHT	9	30	3	3	0	0	0	2	2	0	7	0	0	1	0	0	#	.100	.156	.100
JORDAN, BRIAN	10	6	1	0	0	0	0	0	0	0	2	0	1	1	0	0	#	.000	.000	.000
PITCHERS	162	0	0	0	0	0	0	0	0	0	0	0	0	0	0	0	0	---	---	---
TOTAL	162	5554	544	1366	218	35	127	520	320	45	907	81	114	104	46	63	0	.246	.292	.366

TEAM PLAYER STATISTICS

GIRARD EARTHSHAKERS	G	AB	R	H	2B	3B	HR	RBI	BB	HB	SO	S	GDP	SB	CS	E	SF	PCT	OBA	SLG
BERRY, SEAN	11	9	1	4	0	0	0	3	2	0	3	0	0	0	0	0	0	.444	.545	.444
GURLEN, OZZIE	3	5	1	2	2	0	0	1	0	0	1	1	0	0	0	0	0	.400	.400	.800
CAMINITI, KEN	45	120	22	41	12	0	5	17	10	0	16	0	2	0	0	2	0	.342	.392	.567
ROBERTS, BIP	148	567	101	186	45	7	1	69	70	3	77	0	7	50	11	3	5	.328	.402	.437
BUTLER, BRETT	182	599	92	176	13	8	2	61	91	4	76	4	5	46	25	3	1	.294	.390	.352
GRACE, MARK	143	498	53	140	29	6	3	60	56	5	48	1	8	1	1	3	2	.281	.368	.382
BELL, GEORGE	18	57	8	16	4	0	1	5	1	2	7	0	3	1	0	0	1	.281	.311	.404
DEER, ROB	49	138	26	37	9	0	16	29	17	1	40	0	3	0	0	3	1	.268	.350	.681
VENTURA, ROBIN	141	514	64	137	24	0	14	99	84	0	56	0	9	1	1	15	11	.267	.363	.395
BRUNANSKY, TOM	131	486	42	126	26	0	12	69	43	0	133	1	13	2	2	7	9	.269	.314	.387
PHILLIPS, TONY	110	297	37	75	11	2	3	29	48	0	46	3	2	7	2	3	3	.253	.353	.333
LIND, JOSE	4	4	0	1	0	0	0	0	0	0	1	0	0	0	0	0	0	.250	.250	.250
ALOMAR, SANDY	132	408	26	97	18	0	2	40	16	4	50	0	5	5	6	6	2	.238	.272	.297
GIRARDI, JOE	83	169	13	40	4	0	0	8	9	0	26	2	7	0	0	3	0	.237	.276	.260
PETTS, GARY	53	73	13	17	2	7	0	12	9	0	22	2	3	4	2	0	0	.233	.317	.452
BORDICK, MIKE	122	429	40	99	9	0	2	40	19	5	71	9	8	13	3	7	4	.231	.269	.266
LISTACH, PAT	155	549	61	124	14	2	1	29	54	0	149	24	1	43	16	29	2	.226	.294	.264
SOSA, SAMMY	32	62	8	13	1	1	3	6	2	0	12	0	2	5	0	0	0	.210	.234	.403
FELDER, CECIL	159	647	87	134	23	3	27	87	81	2	190	0	20	0	1	1	3	.207	.266	.377
MAAS, KEVIN	13	36	2	6	1	0	0	1	0	0	6	0	1	0	0	0	0	.167	.167	.194
STANKOWICZ, ANDY	7	8	1	1	1	0	0	0	2	0	0	0	0	0	0	1	0	.125	.300	.250
KARROS, ERIC	3	3	0	0	0	0	0	0	0	0	1	0	0	0	0	0	0	.000	.000	.000
PITCHERS	162	0	0	0	0	0	0	0	0	0	0	0	0	0	0	0	0	—	—	—
TOTAL	162	5678	696	1472	248	36	92	665	584	26	1031	47	99	178	70	86	44	.269	.329	.364

IOWA HUMIDITY	G	AB	R	H	2B	3B	HR	RBI	BB	HB	SO	S	GDP	SB	CS	E	SF	PCT	OBA	SLG
CLARK, PHIL	22	55	9	30	7	0	1	9	3	0	7	0	2	1	0	0	#	.545	.569	.727
SANTIAGO, BENITO	21	50	9	20	2	0	4	7	3	0	4	0	3	1	1	5	#	.400	.434	.680
SLAUGHT, DON	130	482	82	185	48	11	10	54	27	6	77	1	13	3	3	10	#	.384	.423	.591
HULSE, DAVID	22	64	7	23	2	0	0	4	2	0	11	0	0	0	2	2	#	.359	.379	.391
MARTINEZ, CHITO	37	39	6	14	5	1	0	3	7	0	10	0	2	0	0	0	#	.359	.457	.538
TACKETT, JEFF	12	28	4	10	0	0	1	2	3	2	4	0	3	0	0	1	#	.357	.455	.464
RAINES, TIM	142	535	90	155	19	8	6	44	78	0	55	12	7	40	10	0	#	.290	.380	.389
HAMILTON, DARRYL	130	439	55	124	14	8	2	55	31	0	42	3	15	51	11	0	#	.282	.330	.364
MARTINEZ, EDGAR	161	653	92	178	61	7	14	94	49	3	107	1	16	9	3	23	#	.273	.326	.436
GILKEY, BERNARD	54	157	19	41	11	3	0	15	13	1	13	0	5	3	2	4	#	.261	.322	.369
WHITAKER, LOU	162	554	90	144	35	1	30	93	88	0	80	4	10	8	3	8	#	.260	.381	.489
WALKER, LARRY	160	624	74	162	34	3	21	89	47	4	138	0	15	17	6	4	#	.260	.316	.425
BLANKENSHIP, LANCE	62	96	23	24	11	0	0	11	19	3	16	3	3	7	4	1	#	.250	.390	.365
MCGWIRE, MARK	157	605	103	151	27	1	50	125	82	2	138	0	12	0	0	15	#	.250	.341	.545
ANDERSON, BRADY	154	580	94	133	29	11	15	93	78	0	95	18	7	50	13	6	#	.229	.330	.395
FERMIN, FELIX	46	76	5	17	2	0	0	4	9	0	6	7	1	0	0	2	#	.224	.306	.250
RIPKEN, CAL	146	479	52	107	21	0	7	67	31	1	44	5	7	9	2	9	#	.223	.272	.311
BARNES, SKEETER	7	20	1	4	0	0	0	2	0	0	4	1	0	0	1	0	#	.200	.200	.200
BOGGS, WADE	10	17	0	3	2	0	0	2	0	0	0	0	1	0	0	0	#	.176	.176	.294
GRUBER, KELLY	51	6	2	1	0	0	0	1	0	0	2	0	0	0	0	1	#	.167	.167	.167
GALLEGO, MIKE	9	6	1	1	0	1	0	0	2	1	0	0	1	0	0	0	#	.167	.444	.500
KARKOVIC, RON	51	83	4	10	1	0	0	3	2	0	21	4	1	0	0	0	#	.120	.141	.133
EBENREICH, JIM	1	0	1	0	0	0	0	0	0	0	0	0	0	0	0	0	#	—	—	—
SAX, STEVE	2	0	1	0	0	0	0	0	0	0	0	0	0	0	0	0	#	—	—	—
PITCHERS	162	2	0	0	0	0	0	0	0	0	0	0	0	0	0	6	#	.000	.000	.000
TOTAL	162	5650	624	1537	321	55	161	777	574	32	864	59	124	199	61	97	0	.272	.343	.434

TEAM PLAYER STATISTICS

JACKSON HOLE GUIDES	G	AB	R	H	2B	3B	HR	RBI	BB	HB	SO	S	GDP	SB	CS	E	SF	PCT	OBA	SLG
WEISS, WALT	1	2	0	1	0	1	0	0	0	#	1	0	0	0	0	0	0	.500	.500	1.500
MAGADAN, DAVE	6	7	2	3	2	0	0	1	1	#	0	0	0	0	0	0	0	.429	.500	.714
JORDAN, RICKY	41	106	13	38	8	1	3	22	4	#	21	0	0	1	1	1	0	.368	.382	.538
WOODSON, TRACY	55	129	10	42	8	0	2	17	1	#	9	0	1	0	0	1	0	.326	.331	.434
HARPER, BRIAN	136	489	54	168	27	0	10	67	10	#	52	6	12	0	0	7	2	.317	.329	.431
MACK, SHANE	166	699	91	179	30	4	16	67	54	#	120	13	9	26	8	2	0	.299	.367	.437
MORRIS, HAL	137	493	68	143	37	6	9	70	39	#	51	3	8	7	3	0	2	.290	.341	.444
JUSTICE, DAVE	68	176	31	50	11	2	11	23	25	#	38	0	2	1	2	1	0	.284	.373	.567
ALOMAR, ROBERTO	159	643	103	175	31	7	3	47	77	#	75	17	4	29	11	5	2	.272	.349	.356
DAWSON, ANDRE	149	580	75	154	22	0	23	87	26	#	83	0	14	2	2	1	2	.266	.296	.422
MURRAY, EDDIE	132	466	69	118	28	2	17	71	56	#	77	0	12	0	1	2	1	.253	.333	.431
COTTO, HENRY	51	28	12	7	1	0	1	3	3	#	1	1	0	5	2	0	1	.250	.313	.393
GOMEZ, LEO	153	466	59	111	19	1	12	46	44	#	96	5	2	2	0	12	1	.239	.304	.361
VALLE, DAVE	56	124	11	29	2	2	1	8	6	#	14	5	2	0	0	1	0	.234	.269	.306
TARTAGLIA, DANNY	78	223	30	51	10	0	8	44	44	#	54	0	3	0	0	0	1	.229	.354	.381
BOSTON, DARRYL	141	478	68	109	17	2	27	91	56	#	103	0	8	13	7	5	2	.228	.308	.441
SANCHEZ, REY	70	162	16	33	7	1	2	15	13	#	23	9	3	1	0	4	3	.204	.258	.296
DUNCAN, MARIANO	19	15	5	3	1	0	0	1	1	#	2	0	0	0	1	0	0	.200	.250	.267
GAGNE, GREG	125	463	28	81	20	0	5	28	9	#	75	50	0	4	1	6	0	.175	.191	.251
HUNDLEY, TODD	6	7	0	1	1	0	0	0	0	#	2	0	0	0	0	0	0	.143	.143	.286
PITCHERS	0	0	0	0	0	0	0	0	0	#	0	0	0	0	0	0	0	---	---	---
TOTAL	162	5666	746	1486	282	29	149	707	469	0	897	109	80	91	39	48	17	.262	.318	.401

LAKE TAHOE DEALERS	G	AB	R	H	2B	3B	HR	RBI	BB	HB	SO	S	GDP	SB	CS	E	SF	PCT	OBA	SLG
FRYMAN, TRAVIS	151	562	80	154	30	4	14	68	31	7	128	6	15	7	2	17	8	.274	.316	.416
JAVIER, STAN	136	473	66	128	26	0	3	40	61	6	83	3	7	24	14	7	6	.271	.357	.346
TRAMMELL, ALAN	56	104	10	28	3	2	1	14	11	0	8	1	5	1	7	4	1	.269	.336	.365
GREENE, WILLIE	47	96	14	26	7	0	3	18	13	0	26	0	1	0	1	3	0	.260	.349	.427
GRIFFEY, KEN	161	629	80	162	35	5	23	91	36	6	89	5	23	14	4	3	4	.258	.302	.439
PENA, GERONIMO	147	564	84	138	29	3	18	69	77	13	123	0	8	24	18	2	6	.249	.351	.399
PLANTIER, PHIL	132	419	40	103	23	2	14	47	41	1	103	1	12	0	1	6	7	.246	.310	.411
CLAYTON, ROYCE	21	53	4	13	2	2	0	3	3	0	11	1	0	2	0	1	1	.245	.281	.358
PALMEIRO, RAFAEL	160	615	71	149	21	5	19	90	56	12	87	0	18	0	3	4	7	.242	.314	.385
DAVIS, ERIC	106	130	28	28	4	0	3	12	20	0	32	0	4	13	4	0	2	.215	.316	.315
SANDERS, REGGIE	90	242	31	52	22	4	5	33	31	3	64	3	4	8	3	5	2	.215	.309	.401
BARBERE, BRET	146	487	57	104	16	1	2	37	79	20	96	1	13	41	18	20	6	.214	.343	.261
REYNOLDS, HAROLD	132	388	40	81	16	3	3	40	28	4	54	28	10	23	13	6	1	.209	.268	.289
TETTLETON, MICKEY	153	476	54	91	18	2	20	67	102	0	147	3	11	1	2	4	4	.191	.332	.363
BERRYHILL, DAMON	14	23	3	4	2	0	1	6	6	0	4	0	0	0	0	0	0	.174	.345	.391
CALDERON, IVAN	9	12	2	2	0	0	0	1	3	0	2	0	0	0	0	0	1	.167	.313	.167
NEEL, TROY	29	56	6	8	1	0	3	6	5	0	17	0	1	0	0	1	0	.146	.217	.327
CONNIE, JEFF	23	53	8	7	3	0	0	2	16	0	20	0	0	0	0	1	0	.132	.333	.189
PIAZZA, MIKE	15	16	1	2	1	0	0	1	4	0	4	0	0	0	0	0	0	.125	.300	.188
PITCHERS	162	0	1	0	0	0	0	0	0	0	0	0	0	0	0	2	0	---	---	---
TOTAL	162	5387	679	1279	286	33	130	646	623	72	1096	52	132	158	90	86	56	.237	.322	.370

TEAM PLAYER STATISTICS

MALIBU WAVE	G	AB	R	H	2B	3B	HR	RBI	BB	HB	SO	S	GDP	SB	CS	E	SF	PCT	OBA	SLG
CARR, CHUCK	11	9	1	4	2	0	0	0	4	#	0	0	0	1	0	2	0	444	615	667
WALTERS, DAN	4	11	1	4	1	0	1	4	0	#	0	0	0	0	0	0	0	364	364	727
MELVIN, BOB	12	27	4	9	1	1	0	2	1	#	6	0	1	0	0	0	0	333	357	444
MORANDINI, MICKEY	26	85	8	28	1	1	2	6	1	#	11	3	0	2	1	2	0	329	337	435
WEDGE, ERIC	25	35	8	10	1	0	6	9	6	#	8	0	0	0	0	0	1	286	381	829
SIERRA, RUBEN	103	309	26	85	17	5	9	37	6	#	35	0	6	7	4	1	3	275	286	450
THOMAS, FRANK	159	573	80	151	25	2	27	98	117	#	116	0	14	2	0	1	5	264	386	455
DYKSTRA, LENNY	131	518	74	137	28	2	2	39	60	#	43	0	5	33	8	3	6	264	337	338
JOYNER, WALLY	148	552	68	143	41	2	11	75	51	#	55	0	12	8	0	6	3	259	320	400
ALOU, MOISES	132	405	42	104	30	0	14	51	38	#	83	0	7	13	4	3	4	257	318	435
POLODIA, LUIS	32	105	14	27	0	0	0	0	10	#	13	6	2	11	4	0	0	257	322	257
GANT, RON	49	84	11	20	5	0	7	13	5	#	17	0	0	3	0	0	1	238	278	548
LEE, MANNY	139	448	43	106	6	2	3	34	44	#	102	18	9	6	1	6	1	237	304	279
ANTHONY, ERIC	125	447	58	106	11	0	30	64	28	#	81	0	11	8	3	3	2	237	281	463
DUNSTON, SHAWON	9	30	4	7	1	1	0	7	0	#	5	0	0	0	0	1	0	233	233	333
HAYES, CHARLIE	105	208	15	48	6	0	4	17	7	#	44	0	0	0	2	5	3	231	252	317
CORA, JOEY	46	130	20	30	6	1	0	7	20	#	18	4	3	13	6	3	1	231	331	292
JEFFERIES, GREG	101	359	32	82	13	5	5	34	17	#	31	0	12	2	2	22	3	228	261	334
KRUETER, CHAD	111	299	23	68	9	1	1	13	25	#	69	1	12	0	0	9	1	227	286	274
CURTIS, CHAD	37	63	11	14	1	0	3	10	15	#	12	0	1	8	1	0	1	222	367	381
DEVEREAUX, MIKE	55	115	7	25	4	2	1	7	4	#	20	0	1	0	1	0	1	217	242	313
REED, JODY	44	147	15	31	11	0	1	10	10	#	14	7	0	1	4	4	1	211	259	306
BLAUSER, JEFF	50	109	10	21	2	0	3	8	19	#	28	1	1	0	1	1	1	193	310	294
PASNOZZI, TOM	108	166	11	31	6	0	1	10	5	#	24	6	4	0	0	2	1	187	209	241
SNYDER, CORY	72	98	6	18	3	0	1	3	4	#	30	0	1	1	1	2	0	184	216	245
THOMPSON, ROBBY	94	241	24	43	12	0	7	22	17	#	32	5	3	3	0	9	3	178	230	315
TACKETT, JEFF	8	11	1	0	0	0	0	0	2	#	4	0	0	0	0	0	0	000	154	000
SABO, CHRIS	6	7	0	0	0	0	0	0	1	#	3	0	0	0	0	0	0	000	125	000
JORDAN, BRIAN	7	4	0	0	0	0	0	0	0	#	3	0	0	0	0	0	0	000	000	000
LEIUS, SCOTT	3	2	0	0	0	0	0	0	0	#	0	0	0	0	0	0	0	000	000	000
EASLEY, DAMON	2	1	0	0	0	0	0	0	0	#	0	0	0	1	0	0	0	000	000	000
PITCHERS	162	0	0	0	0	0	0	0	0	#	0	0	0	0	0	20	0	---	---	---
TOTAL	162	5598	617	1352	243	25	139	580	517	0	907	51	105	123	43	105	42	242	304	368

NEW YORK KNIGHTS	G	AB	R	H	2B	3B	HR	RBI	BB	HB	SO	S	GDP	SB	CS	E	SF	PCT	OBA	SLG
GWYNN, CHRIS	1	1	0	1	1	0	0	0	0	0	0	0	0	0	0	0	0	1.000	1.000	2.000
JOSE, FELIX	59	85	18	30	8	2	2	18	3	0	12	0	1	8	3	0	0	353	375	541
JONES, CHRIS	9	6	1	2	1	0	0	3	2	0	3	0	0	1	0	0	1	333	444	500
OLSON, GREG	14	26	0	8	3	0	0	2	1	0	2	0	1	0	0	0	0	308	333	423
GRISSOM, MARQUIS	156	649	73	183	37	3	15	92	26	3	101	0	20	61	15	8	4	282	311	418
MITCHELL, KEVIN	86	227	21	84	18	0	6	34	17	0	33	0	1	0	0	0	2	282	329	441
LAVALIERE, MIKE	74	192	20	52	9	0	0	15	19	2	17	0	4	0	0	3	4	271	336	318
KNOBLAUCH, CHUCK	152	605	74	160	15	6	1	42	79	8	74	0	12	37	11	11	0	264	357	314
BARNES, SKEETER	72	263	23	68	10	1	0	20	15	6	31	1	13	3	0	0	2	259	311	304
STANLEY, MIKE	18	31	2	8	2	0	0	3	3	0	7	0	0	0	0	1	1	258	314	323
MERCED, ORLANDO	51	137	13	35	13	4	0	13	10	2	20	0	4	1	0	1	1	255	313	409
LEWIS, MARK	37	89	5	17	4	0	0	2	2	1	12	0	3	0	0	4	0	246	278	304
GONZALEZ, JUAN	150	564	66	134	19	2	33	79	28	9	138	0	7	0	1	15	4	238	283	454
HOLLINS, DAVE	152	545	64	122	15	4	15	55	60	22	104	0	8	8	5	12	5	224	323	349
KOSLOFSKI, KEVIN	67	112	12	24	1	3	1	7	15	1	19	1	3	8	3	0	1	214	310	304
GREBECK, CRAIG	151	441	42	94	16	1	4	41	52	2	65	32	12	0	0	12	2	213	298	281
LOFTON, KENNY	140	435	57	92	8	1	2	37	35	2	56	12	9	47	7	4	0	211	273	248
NILSSON, DAVE	133	414	46	87	11	0	16	55	47	0	60	1	4	6	3	8	4	210	288	353
NEWSON, WARREN	46	125	12	26	2	0	1	5	32	0	43	0	5	1	0	2	1	208	367	248
HRBEK, KENT	133	420	64	85	16	0	19	54	86	0	63	0	11	9	2	5	6	202	334	376
GALARRAGA, ANDRE	18	31	5	6	2	0	1	6	1	2	12	0	0	2	0	0	2	194	250	355
KELLY, PAT	27	39	9	5	2	1	0	2	2	2	16	4	0	4	0	2	0	128	209	231
NOKES, MATT	3	5	0	0	0	0	0	0	2	0	1	0	0	0	0	0	0	000	286	000
DISARCINA, GARY	4	1	0	0	0	0	0	0	0	0	0	0	0	0	0	0	0	000	000	000
JANA, JOHN	1	0	0	0	0	0	0	0	0	0	0	0	0	1	0	0	0	---	---	---
PITCHERS	162	0	0	0	0	0	0	0	0	0	0	0	0	0	0	14	0	---	---	---
TOTAL	162	5423	627	1303	211	28	118	595	537	62	899	51	118	197	50	102	40	240	314	354

TEAM PLAYER STATISTICS

VERNAL EQUINOX	G	AB	R	H	2B	3B	HR	RBI	SB	HB	SO	S	GDP	SB	CS	E	SF	PCT	OBA	SLG
ABNER, SHAWN	40	47	12	18	4	1	0	5	2	2	8	2	0	1	1	0	0	.383	.431	.511
COLES, DARNELL	27	61	9	19	9	1	2	8	5	0	2	0	2	0	0	2	1	.311	.358	.590
MCGEE, WILLIE	128	444	57	130	20	0	0	32	31	0	79	6	14	6	4	9	4	.293	.336	.338
SOJO, LUIS	68	111	10	31	4	1	4	13	5	2	10	0	4	3	4	3	2	.279	.317	.441
SANDERS, DEION	152	614	95	171	10	32	13	74	51	6	91	0	19	41	11	1	4	.279	.338	.463
REIMER, KEVIN	60	101	14	27	6	0	5	16	7	2	24	1	2	1	0	0	1	.267	.324	.476
WINFIELD, DAVE	106	301	37	78	18	2	9	45	40	0	52	1	7	1	0	2	2	.259	.344	.422
SHARPERSON, MIKE	137	487	64	124	28	0	1	28	72	0	81	2	5	6	6	18	2	.255	.349	.318
MCGRUFF, FRED	149	556	83	137	23	2	39	101	70	0	119	0	17	6	3	10	8	.246	.326	.505
HALL, MEL	117	387	42	95	30	0	10	43	22	0	34	1	2	1	2	0	2	.245	.285	.401
PENDLETON, TERRY	151	594	56	138	27	1	12	76	26	0	64	4	20	2	1	17	7	.232	.262	.342
OWEN, SPIKE	17	31	7	7	1	1	0	3	3	0	5	2	0	0	0	1	0	.226	.294	.323
HOLLES, CHRIS	126	379	65	85	12	1	23	69	63	3	87	0	10	2	0	9	6	.224	.335	.443
FERNANDEZ, TONY	152	494	39	109	19	4	1	42	32	1	71	9	5	15	11	11	3	.221	.268	.281
CARTER, JOE	147	493	65	105	19	6	31	77	28	12	97	1	11	6	5	11	4	.213	.270	.465
BAINES, HAROLD	10	15	0	3	0	0	0	2	2	0	2	0	0	0	1	0	0	.200	.294	.200
DUNSTON, SHAWON	8	12	0	2	1	0	0	0	1	0	2	0	0	0	0	0	0	.167	.231	.250
PENA, TONY	80	149	8	21	7	0	2	7	6	1	17	12	4	5	0	3	0	.141	.179	.228
FLETHER, DARREN	17	15	0	2	0	0	0	0	1	0	4	0	0	0	0	0	0	.133	.188	.133
WEBSTER, MITCH	20	9	5	1	0	0	0	0	0	0	2	1	0	2	0	0	0	.111	.111	.111
THOMPSON, RYAN	13	2	3	0	0	0	0	0	0	0	2	0	0	1	0	0	0	.000	.000	.000
PITCHERS	162	0	0	0	0	0	0	0	0	0	0	0	0	0	0	3	0	—	—	—
TOTAL	162	5302	671	1303	238	52	152	641	487	29	653	42	122	99	49	100	46	.246	.308	.396

WASHINGTON GENERALS	G	AB	R	H	2B	3B	HR	RBI	SB	HB	SO	S	GDP	SB	CS	E	SF	PCT	OBA	SLG
LEWS, JESSE	27	43	6	19	10	0	2	18	1	0	5	0	2	1	0	2	1	.442	.444	.814
VAN SLYKE, ANDY	146	520	88	180	40	14	16	105	49	3	87	4	10	0	1	4	10	.346	.399	.569
PRATT, TODD	19	46	4	15	2	0	1	8	6	0	15	0	0	0	0	2	1	.326	.396	.435
DAVIS, CHILI	130	443	55	143	34	2	13	77	70	2	72	0	7	3	2	7	9	.323	.410	.497
TAUBENSEE, EDDIE	51	79	12	25	5	0	4	10	5	1	22	0	3	0	0	1	0	.316	.365	.532
SHEFFIELD, GARY	160	622	99	178	38	0	27	121	47	4	69	3	22	4	5	15	10	.286	.335	.477
SMITH, OZZIE	147	517	76	147	17	3	0	48	48	0	48	7	9	32	7	17	5	.284	.342	.329
BROWNE, JERRY	92	327	41	90	9	2	3	37	31	7	38	4	5	5	4	0	3	.275	.348	.343
HENDERSON, RICKY	141	533	94	146	20	2	20	57	86	9	81	1	4	46	21	7	2	.274	.383	.432
WILLIAMS, BERNIE	71	201	28	64	10	1	3	11	24	1	23	0	4	7	7	3	1	.269	.348	.373
BONDS, BARRY	150	556	108	147	36	3	35	104	88	12	84	1	23	30	6	4	4	.264	.375	.529
BIGGIO, CRAIG	132	437	77	113	17	2	1	45	80	1	77	10	10	24	9	4	7	.259	.345	.314
DESHEDS, DELINO	140	310	39	78	7	7	1	36	35	2	77	6	6	30	7	8	3	.252	.329	.329
YOLUNT, ROBIN	33	28	15	7	1	0	0	1	2	0	5	0	0	5	0	0	0	.250	.300	.286
STEINBACH, TERRY	116	415	44	98	12	1	6	47	30	0	64	5	19	1	3	8	5	.231	.280	.308
OLERUD, JOHN	138	298	29	62	15	0	7	40	44	0	55	1	8	6	0	3	4	.208	.306	.329
BUHNER, JAY	73	70	8	13	0	2	3	12	4	0	25	0	1	0	0	1	2	.186	.224	.371
SCHOFIELD, DICK	19	53	7	9	0	0	0	4	7	0	8	1	1	1	0	2	0	.170	.267	.170
CANSECO, JOSE	43	101	8	13	3	0	6	18	14	1	38	1	2	0	0	0	1	.129	.239	.337
PITCHERS	162	0	0	0	0	0	0	0	0	0	0	0	0	0	0	10	0	.000	.000	.000
TOTAL	162	5601	838	1536	276	39	148	799	652	43	693	44	136	195	72	98	68	.274	.350	.417

TEAM PITCHING STATISTICS

ALBANY EMPIRE	ERA	W	L	PCT	SV	G	GS	CG	GF	IP	H	R	ER	HR	BB	SO	SH	BK	WP
MADDUX, GREG	2.88	14	22	.389	0	41	41	22	0	325.33	276	120	104	19	92	231	2	0	7
MAGY, CHARLES	3.34	17	8	.680	0	36	36	9	0	253.00	253	101	94	13	66	156	1	0	9
BECK, ROD	3.50	6	9	.400	24	71	0	0	62	118.33	106	50	46	13	31	100	0	4	10
GUTHRIE, MARK	3.66	4	3	.571	3	39	0	0	15	83.67	60	34	34	8	24	83	0	0	0
DIBBLE, ROB	3.75	4	4	.500	5	53	0	0	28	100.67	86	44	42	6	51	137	0	0	12
ROGERS, KEVIN	4.42	2	0	1.000	0	3	3	0	0	18.33	15	11	9	1	14	5	0	0	1
BROWN, KEVIN	4.51	9	17	.346	0	32	32	7	0	217.33	240	121	109	27	67	126	0	1	8
FERNANDEZ, ALEX	4.62	11	11	.500	0	26	26	6	0	181.00	208	100	93	23	45	80	0	0	2
AUSTIN, JIM	4.67	2	0	1.000	0	13	0	0	5	27.00	21	15	14	2	22	15	0	0	3
OSBORNE, DONOVAN	5.32	0	1	.000	0	12	0	0	4	23.67	34	14	14	3	9	7	0	1	1
WILLIAMS, BRIAN	5.47	0	3	.000	0	4	4	0	0	24.67	24	16	15	5	10	9	0	0	0
MCDONALD, BEN	6.16	6	9	.400	0	19	19	4	0	102.33	122	75	70	24	48	60	0	0	1
TOTAL	3.93	75	87	.463	32	162	161	48	114	1475.33	1445	701	644	144	479	1009	3	6	54

ARIZONA HEAT	ERA	W	L	PCT	SV	G	GS	CG	GF	IP	H	R	ER	HR	BB	SO	SH	BK	WP
BOTTENFIELD, KENT	1.69	4	0	1.000	1	7	5	0	1	32.00	27	9	6	2	16	8	0	0	0
RUSSELL, JEFF	3.09	4	5	.444	15	80	0	0	37	81.67	84	30	28	4	47	51	0	0	6
HARRIS, GREG A.	3.33	9	5	.643	3	33	15	3	8	136.33	108	59	50	9	66	85	2	0	14
LANGSTON, MARK	3.36	20	9	.690	0	34	34	12	0	262.33	217	109	98	32	96	204	1	0	3
TEWKSBURY, BOB	3.49	18	8	.692	0	31	31	7	0	214.33	240	100	83	19	41	77	2	0	1
LILLQUIST, DEREK	3.54	3	6	.333	25	58	0	0	42	56.00	43	25	22	5	26	40	0	0	5
WETTELAND, JOHN	3.94	5	1	.833	5	89	0	0	26	118.67	98	56	52	11	68	131	0	0	9
SMOLTZ, JOHN	4.18	12	14	.462	0	34	34	3	0	228.00	237	123	106	21	77	196	0	0	17
PORTUGAL, MARK	4.29	6	3	.667	0	36	7	2	9	94.33	84	46	45	11	43	52	1	3	1
DRABEK, DOUG	4.88	17	13	.567	0	35	35	11	0	240.00	264	147	130	24	68	156	2	1	10
BRANTLEY, JEFF	5.40	0	0	—	0	5	1	0	1	8.33	8	5	5	0	3	4	0	0	1
TOTAL	3.82	98	64	.605	49	162	162	38	124	1471	1410	709	625	138	551	1004	12	4	67

CALIFORNIA DRAGONS	ERA	W	L	PCT	SV	G	GS	CG	GF	IP	H	R	ER	HR	BB	SO	SH	BK	WP
JACKSON, MIKE	0.00	0	0	—	0	2	0	0	2	5.00	2	2	0	0	4	2	0	0	1
FRANCO, JOHN	2.56	5	4	.556	5	38	0	0	23	70.33	49	22	20	4	33	34	0	0	0
ANDERSEN, LARRY	2.85	3	0	1.000	0	34	0	0	17	53.67	45	20	17	2	16	57	0	0	0
MONTGOMERY, JEFF	2.95	5	3	.625	20	65	0	0	56	88.33	64	29	29	7	34	81	0	0	0
SEMINARA, FRANK	3.18	4	4	.500	0	10	10	2	0	70.67	75	31	26	5	22	44	0	1	1
SWIFT, BILL	3.30	16	11	.593	0	38	33	13	3	284.00	269	107	104	15	75	110	0	0	1
BROWN, KEVIN	3.36	3	5	.375	0	8	8	5	0	67.00	51	25	25	5	31	52	0	0	1
SWINDELL, GREG	3.98	16	17	.485	0	35	35	14	0	264.67	285	126	117	22	82	176	2	2	6
HILL, KEN	4.14	15	15	.500	0	39	39	13	0	297.67	297	148	137	25	104	183	0	3	22
MCCASKILL, KIRK	4.26	11	10	.524	0	24	24	5	0	156.33	158	82	74	10	62	76	1	0	3
WEGMAN, BILL	5.00	3	7	.300	0	10	10	5	0	75.67	85	47	42	14	17	35	0	0	2
CHARLTON, NORM	5.30	0	2	.000	1	10	0	0	2	18.67	23	11	11	0	5	15	0	0	3
BARNES, BRIAN	7.02	1	2	.333	0	7	3	0	3	16.67	14	13	13	3	16	10	0	0	0
TOTAL	3.76	82	80	.506	26	162	162	57	106	1468.67	1417	663	614	112	501	855	5	6	40

TEAM PITCHING STATISTICS

NEW YORK KNIGHTS	ERA	W	L	PCT	SV	G	GS	CG	GF	IP	H	R	ER	HR	BB	SO	SH	BK	WP
OJEDA, BOBBY	0.00	0	0	—	0	1	0	0	1	1.67	0	0	0	0	1	0	0	0	0
ECKERSLEY, DENNIS	2.83	10	4	.714	26	76	0	0	69	114.67	99	39	36	12	28	145	0	0	1
SCANLAN, BOB	3.12	4	2	.667	1	50	0	0	14	98.00	76	35	34	8	38	44	0	5	10
ASTACIO, PEDRO	3.38	13	16	.448	0	33	33	16	0	266.67	262	109	96	8	66	116	4	0	4
MORRIS, JACK	3.93	10	13	.435	0	28	28	7	0	194.67	196	91	85	13	80	90	0	2	11
HOLIGH, CHARLIE	4.09	13	10	.565	0	33	33	8	0	229.00	235	111	104	32	83	83	0	1	18
GROSS, KEVIN	4.30	11	20	.355	0	39	39	14	0	287.00	290	148	137	21	117	186	1	6	7
HENKE, TOM	4.69	6	7	.462	6	77	0	0	26	80.67	79	44	42	11	44	75	0	0	8
GUBICZA, MARK	5.06	5	15	.250	0	26	26	8	0	164.00	189	97	92	22	55	121	1	0	8
LEBRANDT, CHARLIE	5.85	0	3	.000	0	3	3	1	0	20.00	33	15	13	1	3	13	0	0	0
TOTAL	3.97	72	90	.444	33	162	162	53	109	1445.33	1459	689	638	128	515	873	10	14	67

VERNAL EQUINOX	ERA	W	L	PCT	SV	G	GS	CG	GF	IP	H	R	ER	HR	BB	SO	SH	BK	WP
MERCKER, KENT	1.38	1	1	.500	1	9	0	0	4	13.00	10	2	2	0	7	14	0	0	3
WORRELL, TODD	2.48	2	2	.500	13	80	0	0	40	61.67	46	19	17	5	18	65	0	1	1
OSUNA, AL	2.81	0	0	—	1	13	0	0	2	16.00	16	5	5	3	8	13	0	0	0
PEREZ, MIKE	3.35	3	2	.600	3	29	0	0	14	43.00	44	19	16	6	15	23	0	0	2
RUJO, JOSE	4.01	19	17	.528	0	41	41	20	0	305.00	292	155	136	40	87	198	1	4	2
MUSSINA, MIKE	4.25	17	19	.472	0	41	41	16	0	303.00	323	162	143	29	73	134	2	0	11
AYRAULT, BOBBY	4.75	3	4	.429	4	41	0	0	20	41.67	37	24	22	4	23	30	0	0	0
RIVERA, BEN	5.35	11	15	.423	1	38	29	7	5	196.00	187	127	116	33	98	129	1	0	7
MELENDEZ, JOSE	5.54	2	3	.400	3	63	1	0	21	89.33	108	58	55	14	31	67	0	2	1
BOSIQ, CHRIS	5.77	10	24	.294	0	40	40	4	0	262.00	332	187	168	35	81	126	0	1	7
MARTINEZ, RAMON	5.89	1	6	.143	0	10	10	1	0	65.67	72	51	43	12	35	38	0	0	5
TOTAL	4.85	69	93	.426	26	162	162	48	106	1396.33	1487	809	721	181	476	837	6	8	39

WASHINGTON GENERALS	ERA	W	L	PCT	SV	G	GS	CG	GF	IP	H	R	ER	HR	BB	SO	SH	BK	WP
HERNANDEZ, ROBERTO	1.44	8	3	.727	21	60	0	0	47	112.33	66	19	18	8	30	115	0	0	6
RASMUSSEN, DENNIS	1.46	3	1	.750	0	5	5	3	0	37.00	20	7	6	2	11	12	2	0	2
CANDELARIA, JOHN	1.62	0	0	—	1	14	0	0	5	16.67	8	3	3	0	10	10	0	0	0
SCHILLING, CURT	2.57	27	8	.771	0	41	41	30	0	360.67	291	110	103	26	103	218	5	0	7
WILLIS, CARL	2.76	2	0	1.000	2	17	0	0	7	29.33	26	9	9	3	7	19	0	3	0
MARTINEZ, DENNIS	2.82	19	16	.543	0	40	40	22	0	316.00	254	123	99	24	91	201	2	0	2
GOTT, JIM	2.92	1	0	1.000	3	13	0	0	6	12.33	12	5	4	2	3	5	0	0	1
GUTHRIE, MARK	3.38	0	0	—	0	6	0	0	1	8.00	8	3	3	2	1	7	0	0	0
CONE, DAVID	3.77	20	12	.625	0	42	40	12	1	303.33	253	142	127	26	162	324	2	0	13
FETTERS, MIKE	3.86	1	4	.200	2	34	0	0	11	30.33	29	14	13	2	20	35	0	2	3
WELCH, BOB	3.86	18	9	.667	0	34	34	2	0	191.00	192	94	82	28	73	76	2	0	1
OLSON, GREGG	4.34	5	2	.714	3	35	0	0	13	29.00	19	14	14	1	14	27	0	0	4
BARNES, BRIAN	5.23	1	2	.333	1	11	2	0	2	32.67	30	20	19	5	11	18	0	0	1
TOTAL	3.03	105	57	.648	33	162	162	68	93	1478.67	1208	563	498	129	526	1067	15	5	40

TEAM PITCHING STATISTICS

EVANSTON EQUINE	ERA	W	L	PCT	SV	G	GS	CG	GF	IP	H	R	ER	HR	BB	SO	SH	BK	WP
PLUNK, ERIC	0.00	0	0	—	0	6	0	0	2	8.33	7	2	0	0	2	5	0	#	#
STANTON, MIKE	1.89	0	2	.000	0	10	0	0	5	19.00	17	7	4	2	4	16	0	#	#
RADINSKY, SCOTT	2.52	5	2	.714	12	58	0	0	43	64.33	41	18	18	4	29	55	0	#	#
BELCHER, TIM	2.68	2	3	.400	0	6	6	2	0	43.67	38	16	13	1	20	23	0	#	#
QUANTRILL, PAUL	2.87	4	6	.400	1	37	0	0	15	87.67	79	29	28	6	15	43	0	#	#
BANKHEAD, SCOTT	3.29	5	6	.455	2	49	0	0	22	76.67	61	30	28	8	29	65	0	#	#
BELINDA, STAN	3.49	2	1	.667	3	29	0	0	12	38.67	39	16	15	4	16	25	0	#	#
BENES, ANDY	3.84	9	13	.409	0	40	40	8	0	297.67	313	134	127	24	87	205	2	#	#
FLEMING, DAVE	4.15	19	14	.576	0	40	40	9	0	280.00	315	139	129	23	80	122	1	#	#
MCDOWELL, JACK	4.47	11	18	.379	0	34	34	11	0	225.33	243	119	112	28	82	148	4	#	#
OLIN, STEVE	4.61	2	4	.333	11	38	0	0	26	41.00	60	22	21	3	10	28	0	#	#
TAPANI, KEVIN	5.34	5	18	.217	0	30	30	4	0	185.33	227	116	110	13	54	114	2	#	#
MAGY, CHARLES	5.50	1	1	.500	0	3	3	1	0	18.00	22	13	11	1	9	9	0	#	#
HARRIS, GREG W.	7.48	0	5	.000	0	5	5	1	0	27.67	42	25	23	4	11	19	0	#	#
WILSON, TREVOR	9.26	0	3	.000	0	4	4	1	0	23.33	28	24	24	8	13	15	0	#	#
FOSTER, STEVE	9.82	0	1	.000	0	5	0	0	0	7.33	19	8	8	0	1	3	0	#	#
TOTAL	4.18	65	97	.401	29	162	162	37	125	1444	1551	717	671	129	462	896	9	0	0

OHIO BARTSHAKERS	ERA	W	L	PCT	SV	G	GS	CG	GF	IP	H	R	ER	HR	BB	SO	SH	BK	WP
RODRIGUEZ, RICH	2.70	2	0	1.000	0	14	0	0	#	20.00	12	6	6	1	5	8	0	0	0
MILITELLO, SAM	2.88	3	4	.429	0	9	9	3	#	56.33	52	27	18	8	23	32	2	0	0
LEACH, TERRY	3.50	4	11	.267	12	61	0	0	#	92.67	93	39	36	11	25	31	0	0	0
MADDUX, MIKE	3.59	5	1	.833	2	58	0	0	#	135.33	132	57	54	15	52	101	0	2	5
MORGAN, MIKE	3.64	21	18	.538	0	41	41	19	#	321.00	287	141	130	26	107	164	1	0	15
WARD, DUANE	4.01	4	6	.400	4	66	0	0	#	112.33	112	58	50	16	49	112	0	0	7
SMITH, ZANE	4.15	0	2	.000	0	4	4	1	#	26.00	33	13	12	3	4	11	0	0	0
CASTILLO, FRANK	4.48	10	16	.385	0	40	40	7	#	257.00	251	142	128	27	100	141	0	0	11
VIOLA, FRANK	4.80	11	18	.379	0	38	38	8	#	234.33	246	138	125	22	108	109	0	3	4
WAKEFIELD, TIM	5.03	8	17	.320	0	29	29	8	#	186.00	213	115	104	16	83	82	2	2	11
FROHWIRTH, TODD	5.21	1	0	1.000	0	9	0	0	#	19.00	20	13	11	2	13	6	0	0	0
DELEON, JOSE	8.31	0	0	—	0	1	1	0	#	4.33	6	4	4	2	2	3	0	0	0
TOTAL	4.17	69	93	.426	18	162	162	46	0	1464.33	1457	753	678	149	571	790	7	7	53

IOWA HUMIDITY	ERA	W	L	PCT	SV	G	GS	CG	GF	IP	H	R	ER	HR	BB	SO	SH	BK	WP
AUSTIN, JIM	2.52	4	1	.800	6	33	0	0	#	60.67	48	19	17	4	27	27	0	#	#
HOWELL, JAY	2.57	1	0	1.000	0	9	0	0	#	7.00	7	2	2	0	2	3	0	#	#
HERRANDEZ, XAVIER	2.90	7	4	.636	19	56	0	0	#	80.67	73	28	28	8	28	83	0	#	#
MEACHAM, RUSTY	3.09	6	4	.600	11	51	0	0	#	78.67	59	29	27	7	21	49	0	#	#
CLEMENS, ROGER	3.31	23	15	.605	0	41	41	30	#	364.00	308	143	134	21	117	315	4	#	#
DIBBLE, ROB	3.38	0	0	—	1	5	0	0	#	8.00	8	4	3	0	5	8	0	#	#
APPIER, KEVIN	3.56	22	14	.611	0	41	41	20	#	324.00	276	145	128	28	130	219	3	#	#
CANDIOTTI, TOM	3.60	26	8	.765	0	42	39	13	#	299.67	261	131	120	27	104	219	3	#	#
MULHOLLAND, TERRY	3.82	4	0	1.000	0	6	6	1	#	37.67	43	18	16	2	21	17	1	#	#
GLAVINE, TOM	4.03	2	5	.286	0	12	12	1	#	73.67	74	36	33	3	29	37	0	#	#
RYAN, NOLAN	4.22	8	8	.500	0	23	23	4	#	145.00	132	72	68	12	60	140	0	#	#
TOTAL	3.49	103	59	.636	37	162	162	69	0	1479	1289	626	573	112	544	1097	13	0	0

TEAM PITCHING STATISTICS

JACKSON HOLE GUIDES	ERA	W	L	PCT	SV	G	GS	CG	GF	IP	H	R	ER	HR	BB	SO	SH	BK	WP
ELDRED, CAL	3.20	17	9	.654	0	33	33	18	#	267.33	219	101	95	26	82	162	4	0	6
FERNANDEZ, SID	3.57	15	6	.714	0	29	29	8	#	204.00	173	85	81	19	78	205	1	0	3
NAVARRO, JAIME	4.02	14	11	.560	0	35	35	5	#	235.00	238	114	105	15	72	87	3	0	1
SMITH, PETE	2.97	7	3	.700	0	14	14	0	#	78.67	72	26	26	4	36	34	0	0	0
SMILEY, JOHN	3.04	13	6	.684	0	20	20	7	#	142.33	127	51	48	14	36	98	0	0	3
GUZMAN, JOSE	4.36	1	3	.250	0	6	6	0	#	33.00	37	21	16	6	8	22	0	0	0
NIED, DAVID	2.31	2	1	.667	0	4	4	0	#	23.33	12	6	6	2	8	24	0	0	0
GRAHE, JOE	3.39	6	6	.500	0	15	14	2	#	127.33	117	53	48	7	56	50	1	0	2
BURKETT, JOHN	4.62	3	2	.600	0	7	7	1	#	37.00	47	19	19	3	12	21	0	0	0
JONES, DOUG	3.87	11	10	.524	6	80	0	0	#	132.67	134	63	57	13	27	105	0	0	3
FARR, STEVE	3.23	4	4	.500	27	63	0	0	#	69.67	49	27	25	8	22	55	0	0	0
KIELY, JOHN	4.40	1	3	.250	0	35	0	0	#	59.33	50	30	29	7	41	16	0	0	0
EDENS, TOM	5.26	2	1	.667	0	30	0	0	#	51.33	72	30	30	10	26	42	0	0	0
TOTAL	3.60	96	65	.596	33	162	162	41	0	1461	1347	626	585	134	504	921	9	0	15

LAKE TAHOE DEALERS	ERA	W	L	PCT	SV	G	GS	CG	GF	IP	H	R	ER	HR	BB	SO	SH	BK	WP
HARVEY, BRYAN	1.57	1	1	.500	18	39	0	0	30	28.67	21	5	5	2	10	32	0	0	3
MONTELEONE, RICH	2.76	12	8	.600	3	74	0	0	46	163.33	146	53	50	9	50	87	0	4	0
WHITESIDE, MATT	3.18	0	2	.000	5	34	0	0	9	28.33	22	10	10	2	9	23	0	0	0
GUZMAN, JUAN	3.29	12	13	.480	0	33	33	14	0	259.67	214	106	95	14	120	217	3	3	17
HARNISCH, PETE	3.50	15	10	.600	0	33	33	10	0	242.00	235	108	94	28	85	182	1	1	6
BURNS, TODD	3.91	15	13	.536	0	34	32	10	2	235.00	237	110	102	23	65	108	1	0	5
EICHHORN, MARK	4.15	2	4	.333	4	48	0	0	20	56.33	58	26	26	9	18	33	0	1	5
SABERHAGEN, BRET	4.50	7	19	.269	0	32	32	8	0	222.00	223	127	111	29	79	167	1	6	4
RHODES, ARTHUR	5.69	8	17	.320	0	32	32	4	0	182.00	199	119	115	20	97	155	1	2	5
WAYNE, GARY	5.86	0	3	.000	0	30	0	0	9	43.00	51	28	28	2	17	16	0	0	0
TOTAL	3.92	72	90	.444	30	162	162	46	116	1460.33	1406	692	636	138	550	1020	10	17	45

MALIBU WAVE	ERA	W	L	PCT	SV	G	GS	CG	GF	IP	H	R	ER	HR	BB	SO	SH	BK	WP
WOHLERS, MARK	2.17	0	0	—	0	21	0	0	#	37.33	29	9	9	3	13	17	0	0	1
GREENE, TOMMY	2.46	1	0	1.000	0	1	1	0	#	7.33	9	4	2	0	3	6	0	0	0
ROJAS, MEL	2.57	9	9	.500	28	87	0	0	#	164.67	136	50	47	7	62	116	0	0	7
MADDUX, MIKE	3.17	0	0	—	0	2	0	0	#	5.67	3	2	2	1	1	4	0	0	0
HERSHISER, OREL	4.00	8	11	.421	0	26	26	4	#	157.33	178	90	70	13	49	94	1	0	9
ROGERS, KENNY	4.02	2	1	.667	0	34	0	0	#	31.33	29	17	14	2	9	27	0	1	2
PEREZ, MELIDO	4.14	12	19	.387	0	41	41	13	#	304.00	306	152	140	36	115	263	2	0	18
MILLS, ALAN	4.38	3	9	.250	1	44	15	0	#	139.67	144	68	68	9	71	74	0	0	3
HOLMES, DARREN	4.42	5	6	.455	2	75	0	0	#	118.00	119	62	58	7	36	71	0	0	0
JOHNSON, RANDY	4.63	1	3	.250	0	6	6	1	#	35.00	30	20	18	4	27	35	0	0	1
ABBOTT, JIM	4.65	12	12	.500	0	26	26	3	#	172.33	183	95	89	16	69	100	1	0	1
BOEVER, JOE	5.02	1	0	1.000	0	9	0	0	#	14.33	15	8	8	2	4	7	0	0	0
GOODEN, DOC	5.65	9	21	.300	0	37	37	5	#	218.33	261	154	137	23	72	151	1	2	3
VALERA, JULIO	6.36	2	6	.250	0	10	10	0	#	52.33	58	37	37	8	19	27	0	0	3
COX, DANNY	13.50	0	0	—	0	4	0	0	#	4.00	4	6	6	1	4	5	0	0	0
TOTAL	4.34	65	97	.401	31	162	162	26	0	1461.67	1504	774	705	132	554	997	5	3	48

1993 DRAFT

ROUND ONE

1 AL WIL CORDERO
 2 JH CAL ELDRED
 3 NY TIM SALMON
 4 LT WILLIE GREENE
 5 WA ROBERTO HERNANDEZ
 6 GI PAT LISTACH
 7 AZ JOHN VALENTIN
 8 LT RYAN KLESKO
 9 GI SAM MILITELLO
 10 LT BRET BOONE
 11 LT MIKE PIAZZA
 12 NY PEDRO ASTACIO

ROUND TWO

MON 13 AL KEVIN YOUNG
 MIL 14 NY PEDRO MARTINEZ
 CAL 15 NY DAVE NILSSON
 CIN 16 LT MELVIN NIEVES
 CWS 17 VN TIM WAKEFIELD
 MIL 18 VN BEN RIVERA
 BOS 19 LT JAVIER LOPEZ
 ATL 20 AL AL MARTIN
 NYY 21 EV DAMION EASLEY
 SEA 22 EV GREG COLBRUNN
 LA 23 MA JEFF BLAUSER
 LA 24 MA RANDY JOHNSON

ROUND THREE

PIT 25 AL CARLOS GARCIA
 LA 26 JH DAVID NIED
 MIL 27 NY J. T. SNOW
 ATL 28 CA TINO MARTINEZ
 PIT 29 MA MOISES ALOU
 PHI 30 AZ DARYL KILE
 ATL 31 LT STEVE HOSEY
 PIT 32 AL BRIAN WILLIAMS
 CAL 33 AZ KENT BOTTENFIELD
 MON 34 IA CHAD CURTIS
 ATL 35 EV DAN WALTERS
 SEA 36 AL BEN MCDONALD

ROUND FOUR

37 AL PAT MAHOMES
 38 JH GERALD WILLIAMS
 39 NY JOHN JAHA
 40 AZ JEFF KENT
 41 MA ERIC WEDGE
 42 WA DAVE SILVESTRI
 43 AL MATT STAIRS
 44 MA DARREN HOLMES
 45 AZ DEREK LILLIQUIST
 46 VN TODD WORRELL
 47 EV SCOTT LIVINGSTONE
 48 EV BRIAN JORDAN

ROUND FIVE

MIN 49 AL LEE STEVENS
 NYY 50 JH DOMINGO MARTINEZ
 MIL 51 NY ROB DEER
 NYM 52 IA RUSTY MEACHAM
 BOS 53 MA MANNY LEE
 NYY 54 VN RYAN THOMPSON
 MON 55 VN LUIS SOJO
 MIL 56 MA ALAN MILLS
 CLE 57 AZ RANDY VELARDE
 STL 58 IA JIM AUSTIN
 DET 59 NY MIKE LAVALLIERE
 STL 60 LT TROY NEAL

ROUND SIX

CAL 61 AL BILLY ASHLEY
 TOR 62 JH JIM TATUM
 DET 63 NY JACK MORRIS
 KC 64 CA DERRICK MAY
 TOR 65 WA BRIAN BARNES
 NYM 66 NY MARK GUBICZA
 CAL 67 AZ JEFF BRANTLEY
 BAL 68 EV DAVE FLEMING
 NYY 69 AZ B. J. SURHOFF
 MIL 70 IA MIKE STANLEY
 PIT 71 AL BOBBY AYALA
 OAK 72 LT JEFF CONINE

ROUND SEVEN

73 AL MO VAUGHN
 74 JH MARIANO DUNCAN
 75 VN MIKE PEREZ
 76 CA MIKE TROMBLEY
 77 EV DAN WILSON
 78 GI RICH RODRIGUEZ
 79 EV JULIO VALERA
 80 WA JERRY BROWNE
 81 AZ DAVE MLICKI
 82 IA GLENALLEN HILL
 83 WA ROGER PAVLIK
 84 LT STERLING HITCHCOCK

ROUND EIGHT

BOS 85 AL GREG VAUGHN
 PHI 86 JH ED SPRAGUE
 STL 87 NY BOB WICKMAN
 MIN 88 CA TIM LAKER
 CIN 89 MA CHAD KREUTER
 SD 90 GI MILT CUYLER
 CAL 91 AZ BOBBY WITT
 OAK 92 EV LEE SMITH
 CLE 93 AZ KEVIN BASS
 CLE 94 IA LANCE BLANKENSHIP
 TEX 95 WA ED TAUBENSEE
 NYY 96 LT TIM COSTO

Trades

Evanston trades Curt Schilling, Royce Clayton, Malibu's 6th and their 7th round picks to Washington for Reggie Sanders, Scott Bankhead, their 1st, 3rd and 4th round picks.

Vernal trades Derek Bell and Evanston's 1st round pick to Lake Tahoe for Terry Pendleton.

Malibu trades Gregg Olson and their 1st round pick to Washington for Greg Jeffries, and their 2nd round pick.

Arizona trade Chris Hoiles, and Kevin Tapani to Vernal for Todd Zeile, their 1st, 6th and 8th round picks.

Vernal trades Ronnie Gant to Malibu for their 2nd round pick.

Lake Tahoe trades Nolan Ryan to Iowa for their 3rd round pick.

Lake Tahoe trades Andy Benes, Darrin Jackson, Derek Bell, Jody Reed, Iowa's 3rd round pick and their 4th round pick to Evanston for Ryne Sandberg, and Washington's 1st round pick.

Lake Tahoe trades Ryne Sandberg, Paul Sorrento, and Washington's 1st round pick to California for Paul Molitor, Bret Saberhagen, Eric Davis, their 1st and 2nd round picks and Arizona's 2nd round pick.

Lake Tahoe trades Paul Molitor, and future considerations to Vernal for their 2nd round pick and Iowa's 4th round pick.

Washington trades Sandy Alomar, Jr. and their 5th round pick to Girard for Chili Davis and their 4th round pick.

Vernal trades Kevin Tapani, and their 7th round pick to Evanston for Chris Bosio, and their 1st supplemental draft pick.

Evanston trades Reggie Sanders to Lake Tahoe for Arizona's 2nd round pick.

Washington trades Tom Candiotti and California's 5th round pick to Iowa for Craig Biggio and Iowa's 1st round pick.

New York trades Joe Carter and their 7th round pick to Vernal for Brian Harper and Lake Tahoe's 1st round pick.

Vernal trades Paul Molitor and their 3rd round pick to Lake Tahoe for Dave Winfield and Iowa's 4th round pick.

Iowa trades Jack McDowell, Pedro Munoz, Mike Timin and their 2nd round pick to Evanston for Kevin Appier and Iowa's 3rd round pick.

Lake Tahoe trades Paul Molitor, Milt Thompson, and Doug Henry to California for Washington's 1st round pick.

Jackson Hole trades their 2nd round pick to New York for Brian Harper.

Lake Tahoe trades Rickey Henderson to Washington for Harold Reynolds, Royce Clayton, and Iowa's 1st round pick.

Girard trades their 2nd and 5th round picks to Vernal for Tim Wakefield

Girard trades their 6th round pick and Washington's 5th round pick to New York for Rob Deer.

Arizona trades Lance Johnson and Randy Velarde to Evanston for their '94 3rd round pick.

Iowa trades their '94 1st, 2nd, and 4th round picks to Albany for Don Slaught, Xavier Hernandez, and Mike Gallego.

Arizona trades their '94 2nd and 3rd round picks to Albany for Mark Langston and their '94 5th round pick.

Malibu trades Luis Gonzalez, Pat Borders, Lenny Harris, and Brian Hunter to Evanston for Bernard Gilkey, Cory Snyder, and Jody Reed.

Evanston trades Joe Grahe to Jackson Hole for Chuck McElroy and their '94 3rd round pick.

Malibu trades Bernard Gilkey and Jim Abbott to Iowa for Tom Glavine and Chad Curtis.

Iowa trades Benito Santiago to Evanston for Jeff Tackett and David Hulse.

New York trades Skeeter Barnes to Iowa for Mike Stanley.

Vernal trades Spike Owen to Arizona for Kent Mercker.

Malibu trades Robby Thompson and their '94 5th round pick to Evanston for Damion Easley, Brian Jordan, and their '94 6th round pick.

Malibu trades Mike Devereaux and Shawon Dunston to Vernal for Eric Hanson.

Vernal trades Devereaux to Arizona in a three way deal that sends Tim Belcher to Evanston and Jackson Hole's '94 3rd round pick to Vernal.

Albany trades Mark Guthrie and Iowa's '94 4th round pick to Washington for their '94 3rd round pick.

Malibu trades Greg Jeffries to Evanston for their '94 1st round pick.

Washington trades Billy Hatcher and their '94 4th round pick to Vernal for Jackson Hole's 3rd round pick.

Albany trades Dwight Smith, Jeff King, Charles Nagy, Bobby Ayala and their '94 8th round pick to Evanston for their 2nd and 4th round picks.

Albany trades Rob Dibble and David Segui to Iowa for Jim Austin and their '94 3rd round pick.

Albany trades Mark Whiten and their '94 7th round pick to Evanston for Derek Bell and their 5th round pick.

Albany trades Kevin Brown to California for their '94 2nd round pick.

TEAM ROSTERS EASTERN DIVISION FINAL 1993

ALBANY EMPIRE		ARIZONA HEAT		MALIBU WAVE		NEW YORK KNIGHTS		VERNAL HIGHLAND		WASHINGTON GENERALS	
BILLY ASHLEY	LA	LUIS ALICEA	STL	JIM ARBOTT	CAL	PEDRO ASTACTO	LA	ALEX APTA	CHC	CRAIG BIERGO	IND
CARLOS BAERGA	CLE	JEFF BAGWELL	HOU	MOISES ALON	MON	MIKE BUTCHER	CAL	DAVID BAIDES	CAF	DARREY BORDS	DET
ROD BECK	SF	BOBBY BONILLA	NYM	ERIC ANTHONY	HOU	DEBRIS ECKERLEY	CAL	CHRIS BOUDO	MIL	JEFFY BORME	DET
DEFEY BELL	SD	WILL CLARK	SF	JEFF BLAUSSE	ATL	ANDRES GALARFACA	LA	JOE CARTER	TOP	JAY BURRER	SEA
WES CHAMBERLAIN	PHI	DAPREN DAULTON	PHI	JOEY COFA	CMS	JUAN GARCIALEZ	TEX	DARRELL COLES	CHI	ELLEN BUBER	IND
WIL CORDERO	MON	MIFE DEVEREAUX	BAL	DANNY COX	PHI	MARQUIS GREENUM	MON	FRY FEENBERG	SD	JOEY CARBERO	IND
ALEX FERNANDEZ	CMS	DOAG DRABEK	PIT	CHAD CURTIS	CAL	TOM HERFE	TOP	DARRELL FLETCHER	PHI	DAVID CORIE	TOP
STEVE FINLEY	HOU	JEFF FASSERO	MTL	LEN DYKSTRA	PHI	PAT HEMIGER	TOP	BILLY HATCHER	PHI	CHILLI DAVIS	MIL
CARLOS GARCIA	PIT	RENE GONZALEZ	CAL	DAMON EASTLEY	CAL	DAVE HOLLING	PHI	CHRIS HILL	PHI	DELINDO DEHELETT	MON
ROBERTO KELLY	NYI	TONG GYNN	SD	KONNIE GANT	ATL	CHARLIE HUGH	CMS	RAMON MARTINEZ	LA	TOM GARDIN	PHI
JOHN KRUK	PHI	GREG A. HARRIS	BOS	DWIGHT GOODEN	NYM	FENT HERBY	MIN	WILLIE MUGET	PHI	MARK GUTHRIE	PHI
GREG MADRIX	CHC	DION JAMES	NYI	TOMMY GREENE	PHI	JOHN TAJIA	MIL	FRED MURPHY	PHI	RICKEY HENDERSON	CAF
PAT MAHOMES	MIN	JEFF KENT	NYM	ERIC HANSON	SEA	CHRIS JONES	HOU	JOSE MELENDEZ	PHI	ROBERTO HERRERA	CAF
AL MARTIN	PIT	DARYL KILE	HOU	CHARLIE HAYES	NYI	PAT KELLY	NYI	FENT MERKER	ATL	JIMMY FEY	TOP
BEN MC DONALD	BAL	MARK LANGSTON	CAL	OREL HERSHISEP	SEA	CHUCK FOMBLAUCH	MIN	MIFE MUSSINA	PAL	DEBILLY MARTINEZ	MON
JOSE OFFERMAN	LA	RAY LANGFORD	STL	RANDY JOHNSON	SEA	MARK LEWIS	CLE	TERRY PENDELTON	ATL	JOHN OLEKUD	TOP
DEAN PALMER	TEX	DEREK LILLQUIST	CLE	BRIAN JORDAN	STL	FERRY LOPFON	CLE	HIFOLITO FUCHAFIC	PHI	GREG OLSON	PHI
IVAN RODRIGUEZ	TEX	MARK PORTUGAL	HOU	WALLY JOYNER	CAL	PEDRO MARTINEZ	LA	KEVIN REIMER	TEX	DEBRIS FARMUSSE	PHI
KEVIN ROBERG	SF	JEFF RUSSELL	OAK	CHAD KREUTER	DET	ORLANDO MERCED	PIT	JOSE RUIJO	CHI	CURT SCHULLING	PHI
JIM THOME	CLE	SCOTT SEPVAYS	HOU	TOM PAGNOZZI	STL	KEVIN MITCHELL	SEA	REN RIVERA	PHI	GARY SHEPHERD	SD
GREG VAUGHN	MIL	JOHN SMOLTZ	ATL	MEL POJAS	MON	DAVE NILSSON	MIL	DETON SANDERS	ATL	OSBIE SMITH	SD
MO VAUGHN	BOS	BOB TEMKSBURY	STL	CHRIS SABO	CIN	TIM SALMARI	CAL	MIKE SHAFERSON	LA	TERRY STEUBACH	CAF
OMAR VIZQUEL	SEA	JOHN VALENTIN	BOS	RUBEN SIERRA	OAK	J. T. SNOW	NYI	RYAN THOMSON	PHI	ED TAUPHRE	PHI
RICK WILKINS	CHC	JOHN WETTELAND	MON	FRANK THOMAS	CMS	MIKE STANLEY	NYI	DAVE WINFIELD	TOP	ANDY VAN LUFFE	PHI
BRIAN WILLIAMS	HOU	TODD ZETLE	STL	MARK WOHLERS	ATL	BOB WICKMAN	NYI	TODD WERRELL	STL	BERNIE WILLIAMS	PHI
JIM AUSTIN	MIL	KEVIN BASS	NYM	LUIS AQUINO	KC	JACK ARMSTRONG	CIN	SHAWN AEMER	CMS	JOHN CADELARIA	STL
REGGIE JEFFERSON	CLE	KENT BOITENFIELD	MON	JOE BOEVER	HOU	RYAN BOWEN	HOU	BOB AYRAULT	PHI	JOHN DORFRI	PHI
JIM LEYRITZ	NYI	JEFF BRANSON	CIN	CHUCK CARP	STL	GARY DISARCINA	CAL	WILLIE BANKS	MIN	MIFE PETERES	MIL
DAVE MARTINEZ	MON	JEFF BRANTLEY	SF	DARRIN HOLMES	MIL	CRAIG GREBECK	CMS	IKONG DASCENZO	CHC	JIM GOTT	LA
RANDY MILLIGAN	BAL	KOD BREWER	STL	MANNY LEE	TOP	KEVIN GROSS	LA	SHAWN DUNSTON	CHC	BRUCE LEVIE	PHI
DONOVAN OSBORNE	STL	TONY ROSSAS	BOS	BOB MELVIN	KC	MARK GUBICZA	KC	KIRK GIBSON	PIT	TIM RAFFENBERG	PHI
EPIC YOUNG	LA	HOWARD JOHNSON	NYM	ALAN MILLS	BAL	CHRIS GWZIRI	KC	MEL HALL	PHI	ROGER PAVLIE	PHI
KEVIN YOUNG	PIT	BRETT MAYNE	KC	RANDY MYERS	CHC	JEREMY HERNANDEZ	SD	MIFE HENNEHAM	DET	TODD PRATT	PHI
		CHRIS NABHOLZ	MON	MELINDO PEREZ	NYI	FELIX JOSE	STL	JOSE OQUINDI	STL	DICE SCHOFIELD	PHI
		OTIS NIXON	ATL	LUIS POLONTA	CAL	KEVIN KOSLOFSKI	KC	AL OSUNA	PHI	DAVE SILVERSTEIN	PHI
		SPIKE OWEN	MTL	JODY REED	BOS	MIFE LAVALLIERE	PIT	TONY PENA	PHI	DAVID WELER	PHI
		TIM SCOTT	SD	KENNY ROGERS	TEX	CHARLIE LETRAHUIT	ATL	MIFE PEREZ	PHI	BOB WELCH	PHI
		B. J. SUPHOFF	MIL	LORY SNYDER	SF	JACK MORRIS	TOP	LUIS SOJO	CAL	CARL WELLES	MIL
		LENNY WEBSTER	MIN	EPIC WEDGE	BOS	MATT INOKES	NYI	FULL SPIERS	MIL	ROBERT WORTT	MIL
		ROBBY WITT	OAK			BOB SCANLAN	CHC	ANTHONY THORNTON	PHI		

TEAM POSTERS WESTERN DIVISION 1993 FINAL

CALIFORNIA DRAGONS		EVANSTON EQUINE		GIRARD EARTHSHAKERS		IOWA HUMIDITY		JACKSON HOLE GUIDES		LAKE TAHOE DEALERS	
LARRY ANDERSEN	SD	BOBBY AYALA	CIN	SANDY ALOMAR JR.	CLE	RICK AGUILERA	MIN	ROBERTO ALOMAR	TOR	BRET BARBERIE	MIN
BRIAN BARNES	MTL	TIM BELCHER	CIN	SEAN BERRY	KC	BRADY ANDERSON	BAL	STEVE AVERY	ATL	BRET BAXNE	SEA
GEORGE BRETT	KC	JAY BELL	PIT	MIKE BORDICK	OAK	KEVIN APPIER	KC	DARYL BOSTON	NYM	ANDUJAR CEDENO	HOJ
FELVIN BRUMBY	TEX	ALBERT BELLE	CLE	BRETT BUTLER	LA	WADE BOGGS	BOS	JOHN BURKETT	SF	ROYCE CLAYTON	KC
STEVE BUECHLE	CHC	ANDY BENES	SD	KEN CAMINITI	HOJ	TOM CANDIOTTI	LA	ANDRE DAWSON	CHC	JEFF CONINE	SF
SCOTT COOPER	BOS	DANTE BICHETTE	MIL	FRANK CASTILLO	CHC	ROGER CLEMENS	BOS	CAL ELDRID	MIL	TIM COSTO	CIN
JULIO FRANCO	TEX	DANNY DARWIN	BOS	ROB DEER	DET	PHIL CLARK	DET	STEVE FARR	NYM	TRAVIS FRYMAN	DET
KEN HILL	MON	SCOTT FLETCHER	MIL	JOSE DELEON	PHI	ROB DIBBLE	CIN	SID FERNANDEZ	NYM	KEN GRIFFEY JR.	SEA
MIKE JACKSON	SF	LUIS GONZALEZ	HOJ	CECIL FIELDER	DET	JIM EISENREICH	KC	GREG GAGNE	MIN	WILLIE GREENE	CIN
BARRY LARKIN	CIN	GREG JEFFRIES	STL	JOE GIRARDI	CHC	MIKE GALLEGO	NYM	LEO GOMEZ	BAL	MIKE GREENWELL	BOS
MIKE MACFARLANE	KC	LANCE JOHNSON	CWS	MARK GRACE	CHC	BERNARD GILKEY	STL	BRIAN HARPER	MIN	JUAN GUZMAN	TOR
KIRT MANWARING	SF	JEFF KING	PIT	OSZIE GUILLEN	CWS	DARYL HAMILTON	MIL	TODD HUNDLEY	NYM	BRIAN HARVEY	CAL
TINO MARTINEZ	SEA	DARREN LEWIS	SF	ERIC KARROS	OAK	XAVIER HERNANDEZ	HOJ	DOUG JONES	HOJ	PETE HARNISCH	HOJ
DERRICK MAY	CHC	DON MATTINGLY	NYM	JOSE LIND	MIN	DAVID HULSE	TEX	DAVE JUSTICE	ATL	RYAN KLESKO	ATL
KEVIN MCREYNOLDS	KC	JACK MCDOWELL	CWS	PAT LISTACH	PIT	PETE INCAVIGLIA	HOJ	SHANE MACK	MIN	JAVIER LOPEZ	OAK
PAUL MOLITOR	MIL	MACK MCLEMORE	BAL	KEVIN MAAS	MIL	RON KARKOVIC	CWS	BRIAN MCRAE	NYM	TROY NEEL	ATL
JEFF MONTGOMERY	KC	CHARLES NAGY	CLE	SAM MILITELLO	NYM	EDGAR MARTINEZ	SEA	HAL MORRIS	CIN	MELVIN NIEVES	ATL
JOE OLIVER	CIN	EPIC PLUNK	CLE	MIKE MORGAN	CHC	MARK MCGWIRE	OAK	EDDIE MURRAY	NYM	RAFAEL PALMEIRO	TEX
PAUL O'NEILL	CIN	PAUL QUANTRILL	BOS	TONY PHILLIPS	DET	RUSTY MEACHAM	KC	JAIMIE NAVARRO	MIL	GEFONIMO PENA	STL
KIRBY PUCKETT	MIN	BENITO SANTIAGO	FLA	BIP ROBERTS	SD	TIM RAINES	CWS	DAVID NIED	ATL	MIKE PIAZZA	LA
RYNE SANDBERG	CHC	DWIGHT SMITH	CHC	SAMMY SOSA	CHC	CAL RIPKEN	BAL	REY SANCHEZ	CHC	PHIL PLANTIER	BOS
PAUL SORRENTO	CLE	ROBBY THOMPSON	SF	TODD VANOPPEL	OAK	DAVID SEGUI	BAL	PETE SMITH	ATL	BRET SABERHAGEN	NYM
BILL SWIFT	SF	JOSE VIZCAINO	CHC	ROBIN VENTURA	CWS	DON SLAUGHT	PIT	JOHN SMILEY	MIN	REGGIE SANDERS	CIN
MILT THOMPSON	STL	MARK WILTEN	STL	FRANK VIOLA	BOS	LARRY WALKER	MON	DANNY TARTABULL	NYM	MICKEY TETTELTON	DET
DEVON WHITE	TOR	MATT WILLIAMS	SF	DUANE WARD	TOR	LOU WHITAKER	DET	TRACY WOODSON	STL	ALAN TRAMMELL	DET
SID BREAM	ATL	SCOTT BANGHEAD	CIN	JESSE BARFIELD	NYM	SKEETER BARNES	DET	HENRY COTTO	SEA	DAMON BERRYHILL	ATL
NORM CHARLTON	CIN	STAN BELINDA	PIT	GEORGE BELL	CWS	LANCE BLANKENSHIP	OAK	MARIANO DUNCAN	PHI	TODD BURNS	TEX
BRIAN DOWNING	TEX	PAT BORDERS	TOR	TOM BRUNANSKY	BOS	FELIX FERMIN	CLE	TOM EDENS	MIL	IVAN CALDERON	MON
JOHN FRANCO	NYM	DAVE FLEMING	SEA	MILT CUYLER	DET	TOM GLAVINE	ATL	SCOTT ERICKSON	MIN	ERIC DAVIS	LA
MIKE HARKEY	CHC	STEPHEN POSTER	CIN	JUNIOR FELIX	CAL	KELLY GRUBER	TOR	JOE GRAHE	CAL	MARK EICHORN	TOR
BRUCE HURST	SD	GREG HARRIS	SD	TODD FROMWIRTH	BAL	GLENALLEN HILL	CLE	JOSE GUZMAN	TEX	STERLING HITCHCOCK	NYM
SCOTT KAMINIECKI	NYM	PEDRO MUNOZ	MIN	TERRY LEACH	LA	SAM HORN	BAL	RICKY JORDAN	PHI	STEVE HOSEY	SF
TIM LAKER	MON	STEVE OLIN	CLE	MIKE MADDOX	SD	JAY HOWELL	LA	JOHN KIELY	DET	STAN JAVIER	PHI
KIRK MCCASKILL	CWS	JOE ORSULAK	BAL	GARY PETTIS	DET	CHITO MARTINEZ	BAL	DAVE MAGADAN	NYM	CARLOS MARTINEZ	CLE
DALE MURPHY	PHI	JUNIOR ORTIZ	CLE	RICH RODRIGUEZ	SD	MIKE MOORE	OAK	DOMINGO MARTINEZ	TOR	JOSE MESA	CLE
FRANK SEMINARA	SD	SCOTT RADINSKY	CWS	ZANE SMITH	PIT	TERRY MULHOLLAND	PHI	ED SPRAGUE	TOR	RICH MONTELEONE	NYM
GRIG SWINDELL	CIN	HENRY RODRIGUEZ	LA	ANDY STANKIEWICZ	NYM	MIKE MUNOZ	DET	JIM TATUM	MIL	HAROLD REYNOLDS	SEA
MIKE TROMBLEY	MIN	MIKE STANTON	ATL	TIM WAKEFIELD	PIT	NOLAN RYAN	TEX	DAVE VALLE	SEA	ARTHUR RHODES	BAL
BILL WEGMAN	MIL	KEVIN TAPANI	MIN	MITCH WILLIAMS	PHI	STEVE SAX	CWS	WALT WEISS	OAK	GARY WAYNE	MIN
WALLY WHITEHURST	NYM	TREVOR WILSON	SF	TED WOOD	SF	JEFF TACKETT	BAL	GERALD WILLIAMS	NYM	MATT WHITESIDE	TEX

THE ALL-STRATO TEAMS

	<u>First Team</u>	<u>Second Team</u>
Catcher	Darren Daulton, AZ	Don Slaught, IA
Firstbase	Mark McGwire, IA	Fred McGriff, VN
Secondbase	Lou Whitaker, IA	Roberto Alomar, JH
Thirdbase	Gary Sheffield, WA	Edgar Martinez, IA
Shortstop	Travis Fryman, LT	John Valentin, AZ
Outfield	Barry Bonds, WA	Bip Roberts, GI
	Andy VanSlyke, WA	Deion Sanders, VN
	Ray Lankford, AZ	Brady Anderson, IA
Des. Hitter	Frank Thomas, MU	Will Clark, AZ
Starters	Curt Schilling, WA	Mark Langston, AZ
	Roger Clemens, IA	Kevin Appier, IA
	Tom Candiotti, IA	Mike Morgan, GI
	Dennis Martinez, WA	Cal Eldred, JH
Relievers	Roberto Hernandez, WA	Mel Rojas, MU
	Dennis Eckersley, NY	Steve Farr, JH

League MVP — Barry Bonds, WA

Pitcher of the Year — Curt Schilling, WA

Manager of the Year — Paul Zuckerman, JH

Rookie Player of the Year — John Valentin, AZ

Rookie Pitcher of the Year — Cal Eldred, JH

CATCHER	1	2	3	TOTAL
DAULTON, DARREN; AZ	8	4	0	52
SLAUGHT, DON; IA	4	6	1	39
HARPER, BRIAN; JH	0	1	6	9
HOILES, CHRIS; VN	0	1	4	7
WILKINS, RICK; AL	0	0	1	1

SECONDBASE	1	2	3	TOTAL
WHITAKER, LOU; IA	9	2	1	52
ALOMAR, ROBERTO; JH	3	3	6	30
SANDBERG, RYNE; CA	0	6	4	22
BAERGA, CARLOS; AL	0	1	1	4

SHORTSTOP	1	2	3	TOTAL
FRYMAN, TRAVIS; LT	7	5	0	50
VALENTIN, JOHN; AZ	3	3	2	26
SMITH, OZZIE; WA	2	4	1	23
BELL, JAY; EV	0	0	7	7
LARKIN, BARRY; CA	0	0	1	1
RIPKEN, CAL; IA	0	0	1	1

DESIGNATED HITTER	1	2	3	TOTAL
THOMAS, FRANK; MU	11	0	0	55
CLARK, WILL; AZ	1	3	4	18
SORRENTO, PAUL; CA	0	4	1	13
FIELDER, CECIL; GI	0	3	2	11
RAINES, TIM; IA	0	2	2	8
PENA, GERONIMO; LT	0	0	2	2

ROOKIE PLAYER	1	2	3	TOTAL
VALENTIN, JOHN	7	3	2	46
KENT, JEFF	4	4	2	34
ALOU, MOISES	1	2	5	16
COOPER, SCOTT	0	2	1	7
NILSSON, DAVE	0	1	1	4
LISTACH, PAT	0	0	1	1

RELIEVERS	1	2	3	4	5	TOTAL
HERNANDEZ, ROBERTO; WA	6	3	1	1	0	94
ECKERSLEY, DENNIS; NY	3	1	8	0	0	86
ROJAS, MEL; MU	3	4	2	1	1	80
FARR, STEVE; JH	0	3	1	4	1	48
BECK, ROD; AL	0	0	0	3	4	20
LILLQUIST, DEREK; AZ	0	0	0	2	1	10
HERNANDEZ, XAVIER; IA	0	1	0	0	0	8
MONTGOMERY, JEFF; CA	0	0	0	0	3	6
WOORELL, TODD; VN	0	0	0	1	0	4
HARVEY, BRYAN	0	0	0	0	2	4

ROOKIE PITCHER	1	2	3	TOTAL
ELDRED, CAL	7	4	1	48
HERNANDEZ, ROBERTO	3	5	3	33
FLEMING, DAVE	2	2	3	19
ASTACIO, PEDRO	0	1	4	7
MEACHAM, RUSTY	0	0	1	1

MOST VALUABLE PLAYER	1	2	3	4	5	6	TOTAL
BONDS, BARRY	4	4	1	0	2	1	83
MCGWIRE, MARK	5	2	0	1	0	0	70
VAN SLYKE, ANDY	2	2	3	2	1	0	64
SHEFFIELD, GARY	1	3	2	2	0	2	56
DALTON, DARREN	0	0	3	2	2	1	51
SLAUGHT, DON	0	0	2	1	1	1	19
WHITAKER, LOU	0	0	1	0	3	1	13
GONZALEZ, JUAN	0	1	0	0	0	0	8
THOMAS, FRANK	0	0	0	1	0	1	5
MOLITOR, PAUL	0	0	0	1	0	0	4
MCGRIFF, FRED	0	0	0	1	0	0	4
SANDERS, DEION	0	0	0	1	0	0	4
ROBERTS, BIP	0	0	0	0	1	1	3
ALOMAR, ROBERTO	0	0	0	0	1	0	2
LANKFORD, RAY	0	0	0	0	0	2	2
MARTINEZ, EDGAR	0	0	0	0	1	0	2
BAERGA, CARLOS	0	0	0	0	0	1	1
BOSTON, DARRYL	0	0	0	0	0	1	1

FIRSTBASE	1	2	3	TOTAL
MCGWIRE, MARK; IA	10	1	0	53
MCGRIFF, FRED; AL	1	8	1	30
KRUK, JOHN; AL	0	0	7	7
DAVIS, CHILI; WA	0	2	1	7
MOLITOR, PAUL; CA	0	1	2	5
MORRIS, HAL; JH	1	0	0	5
PALMETRO, RAFAEL; LT	0	0	1	1

THIRDBASE	1	2	3	TOTAL
SHEFFIELD, GARY; WA	12	0	0	60
MARTINEZ, EDGAR; IA	0	9	3	30
VENTURA, ROBIN; GI	0	3	9	18

OUTFIELD	1	2	3	4	5	6	7	TOTAL
BONDS, BARRY; WA	6	6	0	0	0	0	0	108
VAN SLYKE, ANDY; WA	6	5	0	0	0	0	0	100
LANKFORD, RAY; AZ	0	0	8	3	0	0	0	60
ROBERTS, BIP; GI	0	0	2	1	2	1	1	25
SANDERS, DEION; VN	0	0	1	0	4	0	1	19
ANDERSON, BRADY; IA	0	0	0	2	2	2	0	18
GRISSON, MARQUIS; NY	0	0	0	1	1	1	2	11
GONZALEZ, JUAN; NY	0	1	0	0	0	1	1	11
MACK, SHANE; JH	0	0	0	2	0	0	0	8
FINLEY, STEVE; AL	0	0	0	0	1	2	3	10
HENDERSON, RICKEY; WA	0	0	0	1	0	1	0	6
CARTER, JOE; VN	0	0	1	0	0	0	0	6
BONILLA, BOBBY; AZ	0	0	0	0	1	1	0	5
ANTHONY, ERIC; MU	0	0	0	1	0	0	0	4
GRIFFEY, KEN; LT	0	0	0	0	1	1	1	6
BOSTON, DARRYL; JH	0	0	0	0	0	1	0	2
THOMPSON, MILT; CA	0	0	0	1	0	1	0	6
GWYNN, TONY; AZ	0	0	0	0	0	0	1	1
BUTLER, BRETT; GI	0	0	0	0	0	0	1	1
BELLE, ALBERT; EV	0	0	0	0	0	0	1	1

STARTING PITCHERS	1	2	3	4	5	6	7	8	9	TOTAL
SCHILLING, CURT; WA	12	0	0	0	0	0	0	0	0	120
CLEMENS, ROGER; IA	0	2	8	1	0	1	0	0	0	82
CANDIOTTI, TOM; IA	0	6	0	2	0	0	1	2	0	67
MARTINEZ, DENNIS; WA	0	4	1	0	2	0	2	2	0	59
LANGSTON, MARK; AZ	0	0	2	1	4	2	3	0	0	57
APIER, KEVIN; IA	0	0	1	3	3	2	0	1	0	50
MORGAN, MIKE; GI	0	0	0	1	2	2	1	2	2	33
ELDRED, CAL; JH	0	0	0	3	0	0	0	1	2	22
MADDUX, GREG; AL	0	0	0	1	1	1	0	0	2	17
CONE, DAVID; WA	0	0	0	0	0	1	3	2	0	17
SWIFT, BILL; CA	0	0	0	0	0	0	2	1	1	9
RIJO, JOSE; VN	0	0	0	0	0	1	0	1	2	8
GUZMAN, JUAN; LT	0	0	0	0	0	1	0	0	1	5
FERNANDEZ, SID; JH	0	0	0	0	0	0	1	0	0	3
FLEMING, DAVE; EV	0	0	0	0	0	0	0	0	1	1
NAGY, CHARLES; EV	0	0	0	0	0	0	0	0	1	1

PITCHER OF THE YEAR	1	2	3	4	5	6	TOTAL
SCHILLING, CURT	12	0	0	0	0	0	120
CANDIOTTI, TOM	0	6	2	0	1	0	62
CLEMENS, ROGER	0	2	3	4	1	1	53
MARTINEZ, DENNIS	0	1	3	2	0	0	34
HERNANDEZ, ROBERTO	0	2	0	2	2	2	30
MORGAN, MIKE	0	0	1	1	1	2	14
LANGSTON, MARK	0	1	0	0	3	1	15
APIER, KEVIN	0	0	1	1	0	1	13
ELDRED, CAL	0	0	1	1	0	1	11
ECKERSLEY, DENNIS	0	0	1	1	0	1	11
ROJAS, MEL	0	0	0	0	2	0	4
FLEMING, DAVE	0	0	0	0	1	0	2
MADDUX, GREG	0	0	0	0	1	0	2
FARR, STEVE	0	0	0	0	0	1	1

BATTING LEADERS

Batting Avg. (480 PA)

SLAUGHT, DON	IA	.384
VAN SLYKE, ANDY	WA	.348
ROBERTS, BIP	GI	.328
DAVIS, CHILI	WA	.323
HARPER, BRIAN	JH	.317
THOMPSON, MILT	CA	.303
LANKFORD, RAY	AZ	.303
MACK, SHANE	JH	.299
BUTLER, BRETT	GI	.294
MORRIS, HAL	JH	.290
RAINES, TIM	IA	.290
SHEFFIELD, GARY	WA	.286
FINLEY, STEVE	AL	.286
SMITH, OZZIE	WA	.284
HAMILTON, DARRYL	IA	.282

On Base Pct. (480 PA)

SLAUGHT, DON	IA	.423
DAVIS, CHILI	WA	.410
ROBERTS, BIP	GI	.402
VAN SLYKE, ANDY	WA	.399
BUTLER, BRETT	GI	.390
DAULTON, DARREN	AZ	.389
THOMAS, FRANK	MU	.386
HENDERSON, RICKEY	WA	.383
RAINES, TIM	IA	.380
BONDS, BARRY	WA	.375
KRUK, JOHN	AL	.374
LANKFORD, RAY	AZ	.368
VENTURA, ROBIN	GI	.363
WHITAKER, LOU	IA	.361
GRACE, MARK	GI	.358

Slugging Pct. (480 PA)

SLAUGHT, DON	IA	.591
VAN SLYKE, ANDY	WA	.569
MCGWIRE, MARK	IA	.545
BONDS, BARRY	WA	.529
DAULTON, DARREN	AZ	.509
MCGRIFF, FRED	VN	.505
DAVIS, CHILI	WA	.497
WHITAKER, LOU	IA	.489
BONILLA, BOBBY	AZ	.487
SHEFFIELD, GARY	WA	.477
LANKFORD, RAY	AZ	.469
THOMPSON, MILT	CA	.466
CLARK, WILL	AZ	.465
CARTER, JOE	VN	.465
SANDERS, DEION	VN	.463

Games Played

FINLEY, STEVE	AL	162
WHITAKER, LOU	IA	162
BAERGA, CARLOS	AL	161
BELLE, ALBERT	EV	161
GRIFFEY, KEN	LT	161
MARTINEZ, EDGAR	IA	161
WILLIAMS, MATT	EV	161
PALMEIRO, RAFAEL	LT	160
SHEFFIELD, GARY	WA	160
WALKER, LARRY	IA	160
ALOMAR, ROBERTO	JH	159
FIELDER, CECIL	GI	159
PALMER, DEAN	AL	159
THOMAS, FRANK	MU	159
LANKFORD, RAY	AZ	158

At Bats

GWYNN, TONY	AZ	712
FINLEY, STEVE	AL	675
MARTINEZ, EDGAR	IA	653
MOLITOR, PAUL	CA	649
GRISSOM, MARQUIS	NY	649
FIELDER, CECIL	GI	647
ALOMAR, ROBERTO	JH	643
PUCKETT, KIRBY	CA	638
BELLE, ALBERT	EV	637
WILLIAMS, MATT	EV	631
SANDBERG, RYNE	CA	631
GRIFFEY, KEN	LT	629
BAERGA, CARLOS	AL	625
WALKER, LARRY	IA	624
THOMPSON, MILT	CA	624

Hits

GWYNN, TONY	AZ	200
FINLEY, STEVE	AL	193
THOMPSON, MILT	CA	189
ROBERTS, BIP	GI	186
SLAUGHT, DON	IA	185
LANKFORD, RAY	AZ	184
GRISSOM, MARQUIS	NY	183
MOLITOR, PAUL	CA	182
VAN SLYKE, ANDY	WA	180
MACK, SHANE	JH	179
SHEFFIELD, GARY	WA	178
MARTINEZ, EDGAR	IA	178
BUTLER, BRETT	GI	176
ALOMAR, ROBERTO	JH	175
PUCKETT, KIRBY	CA	174

Doubles

MARTINEZ, EDGAR	IA	51
SLAUGHT, DON	IA	48
ROBERTS, BIP	GI	45
VALENTIN, JOHN	AZ	44
COOPER, SCOTT	CA	44
CLARK, WILL	AZ	43
JOYNER, WALLY	MU	41
VAN SLYKE, ANDY	WA	40
SHEFFIELD, GARY	WA	38
GWYNN, TONY	AZ	37
GRISSOM, MARQUIS	NY	37
MORRIS, HAL	JH	37
BONDS, BARRY	WA	36

Triples

SANDERS, DEION	VN	32
FINLEY, STEVE	AL	16
VAN SLYKE, ANDY	WA	14
SLAUGHT, DON	IA	11
MOLITOR, PAUL	CA	11
ANDERSON, BRADY	IA	11
JOHNSON, LANCE	EV	11
DAULTON, DARREN	AZ	8
RAINES, TIM	IA	8
HAMILTON, DARRYL	IA	8
BUTLER, BRETT	GI	8
MARTINEZ, EDGAR	IA	7
ROBERTS, BIP	GI	7
ALOMAR, ROBERTO	JH	7
DESHIEDS, DELINO	WA	7
PETTIS, GARY	GI	7

Home Runs

MCGWIRE, MARK	IA	50
MCGRIFF, FRED	VN	39
BONDS, BARRY	WA	35
GONZALEZ, JUAN	NY	33
CARTER, JOE	VN	31
BONILLA, BOBBY	AZ	30
WHITAKER, LOU	IA	30
ANTHONY, ERIC	MU	30
FIELDER, CECIL	GI	27
THOMAS, FRANK	MU	27
BOSTON, DARRYL	JH	27
SHEFFIELD, GARY	WA	27
SANDBERG, RYNE	CA	27
PALMER, DEAN	AL	27

BATTING LEADERS

Runs		
BONDS, BARRY	WA	108
MCGWIRE, MARK	IA	103
ALOMAR, ROBERTO	JH	103
ROBERTS, BIP	GI	101
FINLEY, STEVE	AL	101
SHEFFIELD, GARY	WA	99
SANDERS, DEION	VN	95
MOLITOR, PAUL	CA	95
HENDERSON, RICKEY	WA	94
ANDERSON, BRADY	IA	94
MARTINEZ, EDGAR	IA	92
BUTLER, BRETT	GI	92
MACK, SHANE	JH	91

Runs Batted In		
MCGWIRE, MARK	IA	125
SHEFFIELD, GARY	WA	121
VAN SLYKE, ANDY	WA	105
BONDS, BARRY	WA	104
MCGRIFF, FRED	VN	101
DAULTON, DARREN	AZ	100
VENTURA, ROBIN	GI	99
THOMAS, FRANK	MU	98
LANKFORD, RAY	AZ	96
MARTINEZ, EDGAR	IA	94
WHITAKER, LOU	IA	93
ANDERSON, BRADY	IA	93
GRISSOM, MARQUIS	NY	92
BOSTON, DARRYL	JH	91
SANDBERG, RYNE	CA	91
GRIFFEY, KEN	LT	91

Stolen Bases		
GRISSOM, MARQUIS	NY	61
FINLEY, STEVE	AL	60
HAMILTON, DARRYL	IA	51
ANDERSON, BRADY	IA	50
ROBERTS, BIP	GI	50
LOFTON, KENNY	NY	47
BUTLER, BRETT	GI	46
HENDERSON, RICKEY	WA	46
THOMPSON, MILT	CA	44
LISTACH, PAT	GI	43
SANDERS, DEION	VN	41
BARBERIE, BRET	LT	41
RAINES, TIM	IA	40
MOLITOR, PAUL	CA	39
KNOBLAUCH, CHUCK	NY	37

Bases On Balls		
THOMAS, FRANK	MU	117
TETTLETON, MICKEY	LT	102
DAULTON, DARREN	AZ	99
KRUK, JOHN	AL	99
BUTLER, BRETT	GI	91
BONDS, BARRY	WA	89
WHITAKER, LOU	IA	88
HENDERSON, RICKEY	WA	86
HRBEK, KENT	NY	86
VENTURA, ROBIN	GI	84

Strike Outs		
FIELDER, CECIL	GI	190
PALMER, DEAN	AL	180
BELLE, ALBERT	EV	162
LISTACH, PAT	GI	149
TETTLETON, MICKEY	LT	147
GONZALEZ, JUAN	NY	138
WALKER, LARRY	IA	138
MCGWIRE, MARK	IA	138
WILLIAMS, MATT	EV	136
LANKFORD, RAY	AZ	134

Sacrifice Bunts		
GAGNE, GREG	JH	50
GREBECK, CRAIG	NY	32
REYNOLDS, HAROLD	LT	28
LISTACH, PAT	GI	24
BELL, JAY	EV	23
VIZQUEL, OMAR	AL	20
LEE, MANNY	MU	18
ANDERSON, BRADY	IA	18
FLETCHER, SCOTT	EV	18
ALOMAR, ROBERTO	JH	17

Caught Stealing		
BUTLER, BRETT	GI	25
HENDERSON, RICKEY	WA	21
BARBERIE, BRET	LT	18
PENA, GERONIMO	LT	18
FINLEY, STEVE	AL	17
THOMPSON, MILT	CA	17
LISTACH, PAT	GI	16
GRISSOM, MARQUIS	NY	15
VIZQUEL, OMAR	AL	15
JAVIER, STAN	LT	14

GIDP		
GRIFFEY, KEN	LT	23
BONDS, BARRY	WA	23
SHEFFIELD, GARY	WA	22
PUCKETT, KIRBY	CA	21
PENDLETON, TERRY	VN	20
FIELDER, CECIL	GI	20
GRISSOM, MARQUIS	NY	20
STEINBACH, TERRY	WA	19
SANDERS, DEION	VN	19
KRUK, JOHN	AL	18
PALMEIRO, RAFAEL	LT	18

Hit By Pitch		
HOLLINS, DAVE	NY	22
BARBERIE, BRET	LT	20
DAULTON, DARREN	AZ	13
PENA, GERONIMO	LT	13
FLETCHER, SCOTT	EV	13
KENT, JEFF	AZ	13
BONDS, BARRY	WA	12
PALMEIRO, RAFAEL	LT	12
GONZALES, RENE	AZ	12
CARTER, JOE	VN	12

Errors		
LISTACH, PAT	GI	29
VALENTIN, JOHN	AZ	24
MARTINEZ, EDGAR	IA	23
JEFFERIES, GREG	EV	23
BAERGA, CARLOS	AL	22
GONZALES, RENE	AZ	21
BARBERIE, BRET	LT	20
PALMER, DEAN	AL	20
SHARPERSON, MIKE	VN	18

Sacrifice Flies		
VENTURA, ROBIN	GI	11
SHEFFIELD, GARY	WA	10
VAN SLYKE, ANDY	WA	10
DAVIS, CHILI	WA	9
BRUNANSKY, TOM	GI	9
SORRENTO, PAUL	CA	9
FRYMAN, TRAVIS	LT	8
MCGRIFF, FRED	VN	8

PITCHING LEADERS

ERA		
SCHILLING, CURT	WA	2.57
MARTINEZ, DENNIS	WA	2.82
MADDUX, GREG	AL	2.88
ELDRED, CAL	JH	3.20
GUZMAN, JUAN	LT	3.29
SWIFT, BILL	CA	3.30
CLEMENS, ROGER	IA	3.31
LANGSTON, MARK	AZ	3.38
ASTACIO, PEDRO	NY	3.38
TEWKSBUARY, BOB	AZ	3.49
NAGY, CHARLES	EV	3.49
HARNISCH, PETE	LT	3.50
APPIER, KEVIN	IA	3.56
FERNANDEZ, SID	JH	3.57
CANDIOTTI, TOM	IA	3.60

WINS		
SCHILLING, CURT	WA	27
CANDIOTTI, TOM	IA	26
CLEMENS, ROGER	IA	23
APPIER, KEVIN	IA	22
MORGAN, MIKE	GI	21
LANGSTON, MARK	AZ	20
CONE, DAVID	WA	20
FLEMING, DAVE	EV	19
MARTINEZ, DENNIS	WA	19
RIJO, JOSE	VN	19
TEWKSBUARY, BOB	AZ	18
WELCH, BOB	WA	18
NAGY, CHARLES	EV	18
ELDRED, CAL	JH	17
DRABEK, DOUG	AZ	17
MUSSINA, MIKE	VN	17

SAVES		
ROJAS, MEL	MU	28
FARR, STEVE	JH	27
ECKERSLEY, DENNIS	NY	26
LILLIQUIST, DEREK	AZ	25
BECK, ROD	AL	24
HERNANDEZ, ROBERTO	WA	21
MONTGOMERY, JEFF	CA	20
HERNANDEZ, XAVIER	IA	19
HARVEY, BRYAN	LT	18
RUSSELL, JEFF	AZ	15
WORRELL, TODD	VN	13
LEACH, TERRY	GI	12
RADINSKY, SCOTT	EV	12
MEACHAM, RUSTY	IA	11
OLIN, STEVE	EV	11

WINNING PCT. (12 DEC.)		
SCHILLING, CURT	WA	.771
CANDIOTTI, TOM	IA	.765
FERNANDEZ, SID	JH	.714
ECKERSLEY, DENNIS	NY	.714
TEWKSBUARY, BOB	AZ	.692
LANGSTON, MARK	AZ	.690
SMILEY, JOHN	JH	.684
NAGY, CHARLES	EV	.667
WELCH, BOB	WA	.667
ELDRED, CAL	JH	.654
HARRIS, GREG A.	AZ	.643
CONE, DAVID	WA	.625
APPIER, KEVIN	IA	.611
CLEMENS, ROGER	IA	.605
HARNISCH, PETE	LT	.600

LOSSES		
BOSIO, CHRIS	VN	24
BROWN, KEVIN	CA	22
MADDUX, GREG	AL	22
GOODEN, DOC	MU	21
GROSS, KEVIN	NY	20
SABERHAGEN, BRET	LT	19
PEREZ, MELIDO	MU	19
MUSSINA, MIKE	VN	19
TAPANI, KEVIN	EV	18
MCDOWELL, JACK	EV	18
VIOLA, FRANK	GI	18
MORGAN, MIKE	GI	18
WAKEFIELD, TIM	GI	17
RHODES, ARTHUR	LT	17
SWINDELL, GREG	CA	17
RIJO, JOSE	VN	17

GAMES		
WETTELAND, JOHN	AZ	89
ROJAS, MEL	MU	87
JONES, DOUG	JH	80
RUSSELL, JEFF	AZ	80
WORRELL, TODD	VN	80
HENKE, TOM	NY	77
ECKERSLEY, DENNIS	NY	76
HOLMES, DARREN	MU	75
MONTELEONE, RICH	LT	74
BECK, ROD	AL	71
WARD, DUANE	GI	66
MONTGOMERY, JEFF	CA	65
MELENDEZ, JOSE	VN	63
FARR, STEVE	JH	63
LEACH, TERRY	GI	61

GAMES STARTED		
CLEMENS, ROGER	IA	41
SCHILLING, CURT	WA	41
MADDUX, GREG	AL	41
APPIER, KEVIN	IA	41
MORGAN, MIKE	GI	41
RIJO, JOSE	VN	41
PEREZ, MELIDO	MU	41
MUSSINA, MIKE	VN	41
MARTINEZ, DENNIS	WA	40
CONE, DAVID	WA	40
BENES, ANDY	EV	40
BROWN, KEVIN	CA	40
FLEMING, DAVE	EV	40
BOSIO, CHRIS	VN	40
CASTILLO, FRANK	GI	40

COMPLETE GAMES		
CLEMENS, ROGER	IA	30
SCHILLING, CURT	WA	30
MADDUX, GREG	AL	22
MARTINEZ, DENNIS	WA	22
APPIER, KEVIN	IA	20
RIJO, JOSE	VN	20
MORGAN, MIKE	GI	19
ELDRED, CAL	JH	18
MUSSINA, MIKE	VN	16
ASTACIO, PEDRO	NY	15
GROSS, KEVIN	NY	14
SWINDELL, GREG	CA	14
GUZMAN, JUAN	LT	14

GAMES FINISHED		
ECKERSLEY, DENNIS	NY	69
BECK, ROD	AL	62
MONTGOMERY, JEFF	CA	56
HERNANDEZ, ROBERTO	WA	47
MONTELEONE, RICH	LT	46
RADINSKY, SCOTT	EV	43
LILLIQUIST, DEREK	AZ	42
WORRELL, TODD	VN	40
RUSSELL, JEFF	AZ	37
HARVEY, BRYAN	LT	30
DIBBLE, ROB	IA	28
WETTELAND, JOHN	AZ	26
OLIN, STEVE	EV	26
HENKE, TOM	NY	25
FRANCO, JOHN	CA	23

PITCHING LEADERS

INNINGS PITCHED

CLEMENS, ROGER	IA	384.00
SCHILLING, CURT	WA	360.67
MADDUX, GREG	AL	325.33
APPIER, KEVIN	IA	324.00
MORGAN, MIKE	GI	321.00
MARTINEZ, DENNIS	WA	316.00
RJO, JOSE	VN	305.00
PEREZ, MELIDO	MU	304.00
CONE, DAVID	WA	303.33
MUSSINA, MIKE	VN	303.00
CANDIOTTI, TOM	IA	299.67
BENES, ANDY	EV	297.67
HILL, KEN	CA	297.67
GROSS, KEVIN	NY	287.00
BROWN, KEVIN	CA	284.33

HITS ALLOWED

BOSIO, CHRIS	VN	332
MUSSINA, MIKE	VN	323
FLEMING, DAVE	EV	315
BENES, ANDY	EV	313
CLEMENS, ROGER	IA	308
PEREZ, MELIDO	MU	306
HILL, KEN	CA	297
RJO, JOSE	VN	292
SCHILLING, CURT	WA	291
BROWN, KEVIN	CA	291
GROSS, KEVIN	NY	290
MORGAN, MIKE	GI	287
SWINDELL, GREG	CA	285
MADDUX, GREG	AL	276
APPIER, KEVIN	IA	276

RUNS ALLOWED

BOSIO, CHRIS	VN	187
MUSSINA, MIKE	VN	162
RJO, JOSE	VN	155
GOODEN, DOC	MU	154
PEREZ, MELIDO	MU	152
HILL, KEN	CA	148
GROSS, KEVIN	NY	148
DRABEK, DOUG	AZ	147
BROWN, KEVIN	CA	146
APPIER, KEVIN	IA	145
CLEMENS, ROGER	IA	143
CONE, DAVID	WA	142
CASTILLO, FRANK	GI	142
MORGAN, MIKE	GI	141
FLEMING, DAVE	EV	139

STRIKE OUTS

CONE, DAVID	WA	324
CLEMENS, ROGER	IA	315
PEREZ, MELIDO	MU	283
MADDUX, GREG	AL	231
APPIER, KEVIN	IA	219
CANDIOTTI, TOM	IA	219
SCHILLING, CURT	WA	218
GUZMAN, JUAN	LT	217
BENES, ANDY	EV	205
FERNANDEZ, SID	JH	205
LANGSTON, MARK	AZ	204
MARTINEZ, DENNIS	WA	201
RJO, JOSE	VN	198
SMOLTZ, JOHN	AZ	196
GROSS, KEVIN	NY	186

WALKS ALLOWED

CONE, DAVID	WA	152
APPIER, KEVIN	IA	130
GUZMAN, JUAN	LT	120
GROSS, KEVIN	NY	117
CLEMENS, ROGER	IA	117
PEREZ, MELIDO	MU	115
VIOLA, FRANK	GI	108
MORGAN, MIKE	GI	107
CANDIOTTI, TOM	IA	104
HILL, KEN	CA	104
SCHILLING, CURT	WA	103
CASTILLO, FRANK	GI	100
RIVERA, BEN	VN	98
BROWN, KEVIN	CA	98
RHODES, ARTHUR	LT	97

HOME RUNS ALLOWED

RJO, JOSE	VN	40
PEREZ, MELIDO	MU	36
BOSIO, CHRIS	VN	35
RIVERA, BEN	VN	33
BROWN, KEVIN	CA	32
HOUGH, CHARLIE	NY	32
LANGSTON, MARK	AZ	32
MUSSINA, MIKE	VN	29
SABERHAGEN, BRET	LT	29
APPIER, KEVIN	IA	28
MCDOWELL, JACK	EV	28
HARNISCH, PETE	LT	28
WELCH, BOB	WA	28
CASTILLO, FRANK	GI	27
CANDIOTTI, TOM	IA	27

SHUTOUTS

SCHILLING, CURT	WA	5
CLEMENS, ROGER	IA	4
ELDRED, CAL	JH	4
MCDOWELL, JACK	EV	4
ASTACIO, PEDRO	NY	4
APPIER, KEVIN	IA	3
CANDIOTTI, TOM	IA	3
GUZMAN, JUAN	LT	3
NAVARRO, JAIME	JH	3

BALKS

GROSS, KEVIN	NY	6
SABERHAGEN, BRET	LT	6
SCANLAN, BOB	NY	5
RJO, JOSE	VN	4
BECK, ROD	AL	4
MONTELEONE, RICH	LT	4
GUZMAN, JUAN	LT	3
PORTUGAL, MARK	AZ	3
HILL, KEN	CA	3
VIOLA, FRANK	GI	3
WILLIS, CARL	WA	3

WILD PITCHES

HILL, KEN	CA	22
HOUGH, CHARLIE	NY	18
PEREZ, MELIDO	MU	18
GUZMAN, JUAN	LT	17
SMOLTZ, JOHN	AZ	17
MORGAN, MIKE	GI	15
HARRIS, GREG A.	AZ	14
CONE, DAVID	WA	13
DIBBLE, ROB	IA	12
WAKEFIELD, TIM	GI	11
MORRIS, JACK	NY	11
MUSSINA, MIKE	VN	11
CASTILLO, FRANK	GI	11

Miscellaneous Leaders

Hits per 9 IP (162 IP)		
MARTINEZ, DENNIS	WA	7.23
SCHILLING, CURT	WA	7.26
ELDRED, CAL	JH	7.37
GUZMAN, JUAN	LT	7.42
ROJAS, MEL	MU	7.43
LANGSTON, MARK	AZ	7.44
CONE, DAVID	WA	7.51
CLEMENS, ROGER	IA	7.62
FERNANDEZ, SID	JH	7.63
MADDUX, GREG	AL	7.64

K/BB Ratio (81 IP)		
ECKERSLEY, DENNIS	NY	5.18
JONES, DOUG	JH	3.89
HERNANDEZ, ROBERTO	WA	3.83
GUTHRIE, MARK	WA	3.60
BECK, ROD	AL	3.23
QUANTRILL, PAUL	EV	2.87
SMILEY, JOHN	JH	2.72
CLEMENS, ROGER	IA	2.69
FERNANDEZ, SID	JH	2.63
DIBBLE, ROB	IA	2.59

Top Control Artists*		
TEWKSBURY, BOB	AZ	1.72
MUSSINA, MIKE	VN	2.17
FERNANDEZ, ALEX	AL	2.24
ASTACIO, PEDRO	NY	2.32
SWIFT, BILL	CA	2.38
BURNS, TODD	LT	2.49
NAGY, CHARLES	EV	2.49
MADDUX, GREG	AL	2.55
DRABEK, DOUG	AZ	2.55
RIJO, JOSE	VN	2.57

* Walks per 9 IP

Strikeouts per 9 IP (81 IP)		
DIBBLE, ROB	IA	12.01
ECKERSLEY, DENNIS	NY	11.38
WETTELAND, JOHN	AZ	9.94
CONE, DAVID	WA	9.61
HERNANDEZ, ROBERTO	WA	9.21
FERNANDEZ, SID	JH	9.04
WARD, DUANE	GI	8.97
GUTHRIE, MARK	WA	8.84
RYAN, NOLAN	IA	8.69
MONTGOMERY, JEFF	CA	8.25

Wins in Relief		
MONTELEONE, RICH	LT	12
JONES, DOUG	JH	11
ECKERSLEY, DENNIS	NY	10
ROJAS, MEL	MU	9
HERNANDEZ, ROBERTO	WA	8
HERNANDEZ, XAVIER	IA	7
AUSTIN, JIM	AL	6
MEACHAM, RUSTY	IA	6
HENKE, TOM	NY	6
BECK, ROD	AL	6

Toughest to Double Up *		
GAGNE, GREG	JH	---
LISTACH, PAT	GI	549
GOMEZ, LEO	JH	233
THOMPSON, MILT	CA	208
ALOMAR, ROBERTO	JH	161
HENDERSON, RICKEY	WA	133
BUTLER, BRETT	GI	120
DYKSTRA, LENNY	MU	104
NILSSON, DAVE	NY	104
FERNANDEZ, TONY	VN	99

* At bats per Double play

Toughest to Fan (400 AB) *		
DYKSTRA, LENNY	MU	13.6
JOHNSON, LANCE	EV	13.2
MATTINGLY, DON	EV	12.6
SMITH, OZZIE	WA	12.0
RIPKEN, CAL	IA	11.7
GRACE, MARK	GI	11.7
RAINES, TIM	IA	11.4
VIZQUEL, OMAR	AL	11.3
HAMILTON, DARRYL	IA	11.3
JEFFERIES, GREG	EV	11.3

* Plate Appearances per Strikeout

Power/Speed Number		
BONDS, BARRY	WA	32.3
THOMPSON, MILT	CA	30.2
HENDERSON, RICKEY	WA	27.9
LANKFORD, RAY	AZ	24.9
GRISSOM, MARQUIS	NY	24.1
ANDERSON, BRADY	IA	23.1
SANDERS, DEION	VN	19.7
PENA, GERONIMO	LT	19.2
MACK, SHANE	JH	19.0
WALKER, LARRY	IA	18.8

Isolated Power		
MCGWIRE, MARK	IA	.296
BONDS, BARRY	WA	.264
MCGRUFF, FRED	VN	.259
CARTER, JOE	VN	.252
DAULTON, DARREN	AZ	.250
BONILLA, BOBBY	AZ	.245
WHITAKER, LOU	IA	.229
VAN SLYKE, ANDY	WA	.223
GONZALEZ, JUAN	NY	.216
BOSTON, DARRYL	JH	.213

Home Run Ratio (AB / HR) *		
DEER, ROB	GI	8.6
MCGWIRE, MARK	IA	12.1
MCGRUFF, FRED	VN	14.3
ANTHONY, ERIC	MU	14.9
BONILLA, BOBBY	AZ	15.3
BONDS, BARRY	WA	15.9
CARTER, JOE	VN	15.9
JUSTICE, DAVE	JH	16.0
HOILES, CHRIS	VN	16.5
GONZALEZ, JUAN	NY	17.1

* minimum 10 HRs

SB Success Pct. *		
BAERGA, CARLOS	AL	1.000
LARKIN, BARRY	CA	.895
MOLITOR, PAUL	CA	.886
LEWIS, DARREN	EV	.882
LOFTON, KENNY	NY	.870
NIXON, OTIS	AZ	.846
BONDS, BARRY	WA	.833
HAMILTON, DARRYL	IA	.823
SMITH, OZZIE	WA	.821
ROBERTS, BIP	GI	.820

* minimum 10 Stolen bases

Hardest to Walk *		
GAGNE, GREG	JH	58.0
HARPER, BRIAN	JH	51.7
BAERGA, CARLOS	AL	31.7
ALOMAR, SANDY	GI	26.9
WILLIAMS, MATT	EV	26.7
GRISSOM, MARQUIS	NY	26.2
BORDICK, MIKE	GI	24.5
PENDLETON, TERRY	VN	24.3
DAWSON, ANDRE	JH	23.4
MATTINGLY, DON	EV	22.6


* Plate Appearances per Walk

ALL-TIME OFFENSIVE SINGLE SEASON RECORDS

GAMES	BATTING AVG.	AT BATS
84 Henderson, R IL 174	93 Slaught, D IA .384	87 Fernandez, T WI 730
83 Sax, S UT 171	84 Boggs, W IL .379	83 Wilson, W AZ 727
90 Davis, A ON 169	86 Boggs, W LV .377	86 Butler, B HI 717
89 Alomar, R IC 168	83 Boggs, W IL .376	88 Fernandez, T WI 714
87 Brooks, H WA 166	85 Gwynn, T IL .359	89 Gwynn, T KY 712
84 Molitor, P UT 165	88 Dykstra, L VN .356	93 Gwynn, T AZ 712
87 Carter, J VN 165	85 Gwynn, T KY .354	84 Garcia, D TX 711
several with 162	83 Pendleton, T WA .353	84 Wilson, W AZ 709
	87 Carew, R AZ .351	87 Carter, J VN 709
	85 Hayes, V VC .350	90 Mattingly, D AL 709
HITS	DOUBLES	TRIPLES
87 Brooks, H WA 236	87 Mattingly, D AL 61	93 Sanders, D VN 32
88 Gwynn, T KY 236	91 Brett, G CA 60	86 McGee, W VN 26
83 Wilson, W AZ 234	90 Boggs, W IA 59	83 Wilson, W AZ 24
86 Boggs, W LV 222	84 Moseby, L NY 57	86 Wilson, W AZ 23
87 Mattingly, D AL 222	83 White, F WA 56	85 Sandberg, R AZ 20
85 Raines, T LV 219	84 Hrbek, K HI 55	89 Reynolds, H WA 20
90 Winfield, D HI 216	82 Brett, G WY 52	85 Wilson, W AZ 19
90 Gwynn, T KY 216	88 James, D WI 51	88 Gwynn, T KY 19
86 Larkin, B CA 216	93 Martinez, E IA 51	five with 18
87 McGee, W VN 215	Two with 50	
HOME RUNS	RBI	RUNS
88 McGwire, M LV 58	88 McGwire, M LV 156	87 Davis, E VC 161
88 Dawson, A AZ 56	90 Canseco, J WA 154	84 Henderson, R IL 143
92 Canseco, J WA 56	92 Canseco, J WA 150	89 Gibson, K VN 135
82 Schmidt, M MN 55	88 Strawberry, D AL 145	88 Strwberry, D AL 128
90 Canseco, J WA 55	90 Jackson, B IA 144	84 Yount, R WA 126
88 Bell, G WI 53	88 Bell, G WI 141	85 Winfield, D HI 126
84 Rice, J VC 52	83 Dawson, A AZ 138	89 Daniels, K LV 126
89 Strawberry, D AL 52	88 Guerrero, P WA 138	88 Dawson, A AZ 123
90 Davis, E VC 52	three with 136	90 Henderson, R NY 123
91 Jackson, B IA 52		92 Canseco, J WA 123
STRIKE OUTS	WALKS	STOLEN BASES
90 Jackson, B IA 255	84 Henderson, R IL 171	88 Coleman, V NY 135
91 Jackson, B IA 218	88 Cangelosi, J VN 168	84 Henderson, R IL 130
91 Canseco, J WA 212	88 Clark, J LV 157	87 Davis, E VC 111
89 Galarraga, A AZ 192	86 Harrah, T VN 150	92 Nixon, O AZ 98
90 Canseco, J WA 190	87 Roenicke, G IC 141	91 Nixon, O KY 96
93 Fielder, C GI 190	91 Clark, J GI 134	86 Coleman, V NY 92
88 Davis, E VC 186	90 Clark, J HI 133	82 Raines, T IN 89
91 Barfield, J GI 180	90 Henderson, R NY 132	89 Henderson, R NY 84
93 Palmer, D AL 180	88 Henderson, R NY 127	92 Henderson, R LT 77
89 Clark, J HI 177	91 Milligan, R AL 125	91 Raines, T IA 70

ALL-TIME PITCHING SINGLE SEASON RECORDS

ERA		WINS		LOSSES				
86	Gooden, D VC	2.10	86	Gooden, D VC	31	86	Saberhagen, B CA	27
92	Ryan, N LT	2.13	92	Clemens, R IA	28	90	DeLeon, J HI	27
90	Smoltz, J KY	2.17	83	Niekro, J MN	27	88	Stewart, D HI	26
86	Valenzuela, F HI	2.45	83	Welch, B WA	27	91	Gooden, D VC	26
85	Gooden, D IL	2.49	93	Schilling, C WA	27	91	Hanson, E VN	25
85	Andujar, J CA	2.51	87	Scott, M KY	26	93	Bosio, C VN	24
91	Tudor, J VN	2.51	88	Welch, B WA	26	82	Carlton, S WY	23
92	Clemens, R IA	2.51	90	Ryan, N NY	26	88	Jackson, D WI	23
83	Show, E WA	2.53	93	Candiotti, T IA	26	89	Stewart, D HI	23
85	Alexander, D IL	2.53		four with	25	90	Boddicker, M OG	23
INNINGS			STRIKEOUTS			WALKS		
86	Gooden, D VC	373	90	Ryan, N NY	457	89	Hough, C VN	191
93	Schilling, C WA	364	89	Clemens, R LV	383	88	Langston, M WI	176
83	Welch, B WA	362	91	Ryan, N NY	378	87	Correa, E IC	175
82	Valenzuela, F IL	361	87	Scott, M KY	365	88	Stewart, D HI	172
93	Clemens, R IA	361	86	Gooden, D VC	364	88	DeLeon, J HI	167
87	Clemens, R LV	359	82	Valenzuela, F IL	353	87	Youmans, F AL	162
92	Clemens, R IA	359	91	Cone, D WA	343	88	Ryan, N LV	160
83	Valenzuela, F HI	353	89	Ryan, N IC	340	88	Candiotti, T WI	157
86	Valenzuela, F HI	349	87	Clemens, R LV	333	88	Gubicza, M LV	155
82	Ryan, N WY	349	92	Clemens, R IA	328	87	Palmer, D IC	153
COMPLETE GAMES			SHUT OUTS			SAVES		
83	Welch, B WA	37	86	Gooden, D VC	8	91	Eckersley, D NY	37
86	Gooden, D VC	34	87	Clemens, R LV	7	91	Dibble, R AL	35
87	Clemens, R LV	33	87	Ryan, N LV	7	91	Smith, D AZ	35
86	Valenzuela, F HI	32	90	Bosio, C VC	7	88	Smith, D AZ	34
92	Clemens, R IA	31	82	Sutton, D IL	6	92	Swift, B AZ	33
93	Clemens, R IA	30	85	Soto, M AZ	6	91	Brantley, J ON	32
93	Schilling, C WA	30	89	Rijo, J LV	6	92	Henke, T NY	32
82	Valenzuela, F IL	29		fourteen with	5	84	Diaz, C TX	31
82	Hooton, B IN	28				89	Davis, M VC	30
87	Witt, M VC	28				92	Harvey, B LT	30



SINGLE SEASON TEAM RECORDS

OFFENSIVE

	BEST		WORST	
Batting Average	Washington '88	.291	Kentucky '91	.229
On Base Pct.	Washington '88	.359	Evanston '93	.292
Slugging Pct.	Las Vegas '88	.488	New York '93	.354
At Bats	Arizona '88	5866	Vernal '93	5302
Runs	Washington '88	937	Evanston '93	544
Hits	Illinois '85	1687	Kentucky '91	1252
Doubles	Albany '87	354	Ogden '90	190
Triples	Illinois '84	75	Iowa '86	24
	Arizona '85	75	Vernal '92	24
Home Runs	Las Vegas '88	277	Girard '93	92
Stolen Bases	New York '88	279	Ontario '84	37
Caught Stealing	Albany '90	9	Arizona '86	161
Ground into DP	Jackson Hole '93	80	Wisconsin '88	205
Walks	Illinois '84	739	Evanston '93	320
Hit by Pitch	Lake Tahoe '93	72	three teams with	10
Strikeouts	Utah '84	705	Ogden '90	1254
Sacrifice Flies	Washington '93	68	Jackson Hole '92	17
Sacrifice Hits	Malibu '92	140	several teams with	0

DEFENSIVE

	BEST		WORST	
ERA	Las Vegas '87	2.87	Vernal '88	5.28
Wins	Washington '83, '93	105	Oregon '85	53
Saves	Washington '84	54	Oregon '85	11
Complete Games	Washington '83	100	New York '92	14
Innings Pitched	New York '86	1508	Vancouver '84	1378
Hits Allowed	Lake Tahoe '92	1184	Girard '91	1710
Runs Allowed	Las Vegas '87	541	Maine '83	933
Earned Runs Allowed	Las Vegas '87	465	Maine '83	836
Walks Allowed	New York '86	325	Hawaii '88	722
Strikeouts	Las Vegas '89	1273	Vancouver '83	615
Shut Outs	Las Vegas '87	22	Arizona '88	1
Double Plays Turned	Washington '86	207	Hawaii '90	88
Home Runs Allowed	California '93	112	Albany '88	266
	Iowa '93	112		
Errors	Iowa '92	70	Vancouver '87	165

ALL-STAR GAME DAY

Old-Timers Game 1993

	1	2	3	4	5	6	7	8	9	10	11	R	H	E
West	0	0	0	0	0	0	1	0	1	0	0	2	8	0
East	0	0	0	0	0	0	2	0	0	0	1	3	6	0

West					East						
	AB	R	H	BI		AB	R	H	BI		
Carew, Rod	1b	5	0	0	0	Herndon, Larry	lf	5	0	0	0
Ray, Johnny	2b	3	1	2	0	White, Frank	2b	5	0	0	0
Clark, Jack	rf	3	0	0	0	Hernandez, Keith	1b	5	2	2	1
Jackson, Reggie	dh	4	0	0	0	Schmidt, Mike	3b	3	1	0	0
Rice, Jim	lf	5	1	2	2	Evans, Dwight	rf	4	0	1	0
Carter, Gary	c	4	0	1	0	McRae, Hal	dh	4	0	1	2
Murphy, Dwayne	cf	5	0	1	0	Moseby, Lloyd	cf	4	0	0	0
Bell, Buddy	3b	5	0	1	0	Boone, Bob	c	4	0	2	0
Concepcion, Dave	ss	5	0	1	0	Templeton, Gary	ss	3	0	0	0
Totals		39	2	8	2	Totals		37	3	6	3

West		IP	H	R	ER	SO	BB	HR
Rogers, Steve		4	1	0	0	4	0	0
Soto, Mario		3	2	2	2	4	1	0
Minton, Greg		1	1	0	0	0	0	0
Quisenberry, Dan (L)		2 2/3	2	1	1	1	0	1
East		IP	H	R	ER	SO	BB	HR
Reuss, Jerry		4	1	0	0	1	0	0
Show, Eric		2	0	0	0	0	0	0
Garber, Gene		1 2/3	4	1	1	0	4	0
Caudill, Bill (W)		3 1/3	3	1	1	5	1	1

Double Plays --- West 0, East 2.

Left On Base --- West 10, East 4.

Doubles --- McRae

Triples --- Hernandez

Home Runs --- Rice, Hernandez

Sacrifice Hits --- Templeton.

MVP --- Keith Hernandez

Home Run Contest

EAST

Anthony, Eric	MU	000 000 000 0 --	0
Canseco, Jose	WA	0X0 0X0 000 000 --	2
Palmer, Dean	AL	000 0X0 XX0 00X X00 --	5
Hoiles, Chris	VN	0X0 X00 00X 000 0 --	3
Gonzalez, Juan	NY	000 X0X 000 00X 0 --	3
Bonilla, Bobby	AZ	X0X XX0 000 0X0 0X0 X0 -	7
Team total			20

WEST

Boston, Darryl	JH	000 X00 000 00 --	1
McGwire, Mark	IA	X00 X00 X00 000 0 --	3
Belle, Albert	EV	000 000 000 0 --	0
Sandberg, Ryne	CA	0X0 000 X00 X0X 00 --	4
Fielder, Cecil	GI	0XX 000 X0X 00X 000 --	5
Griffey, Ken	LT	X00 000 000 00 --	1
Team total			14

Semi-finals

Sandberg	X00 X00 0 --	2
Fielder	000 X00 -- X --	1
Palmer	0X0 000 -- 0 --	1
Bonilla	000 00 --	0

Finals

Sandberg	X0X 0X0 00 --	3
Fielder	0X0 000 --	1

Home Run Contest Champion

Ryne Sandberg, CA

Players and Pitchers of the Month

	<u>PLAYER</u>	<u>PITCHER</u>
APRIL	Deion Sanders, VN .338, 14 Triples, 10 SBs, 25 Runs.	Curt Schilling, WA 6-0, 1.64 ERA, 6 CGs, 59 Ks.
MAY	Darryl Boston, JH .293, .696 Slg, 10 HRs, 16 Runs, 25 RBI.	Mel Rojas, MU 1-0, 7 Saves, 1.62 ERA, 19 Ks.
JUNE	Milt Thompson, CA .368, 16 Runs, 13 RBI, 4 HRs, 11 SBs.	Mel Rojas, MU 3-0, 5 Saves, 0.34 ERA.
JULY	Gary Sheffield, WA .299, 18 Runs, 20 RBI, 6 HRs.	Bob Tewksbury, AZ 4-0, 1.09 ERA, 33 IP, 1 ShO.
AUGUST	Milt Thompson, CA .344, 16 Runs, 20 RBI, 7 SB, .624 Slg.	John Smiley, JH 6-0, 1.76 ERA, 43 Ks, 4 CGs, 1 ShO.
SEPTEMBER	Will Clark, AZ .309, 14 Runs, 22 RBI, .574 Slg	Rich Monteleone, LT 3-0, 1 Save, 1.78 ERA

1993 SLSL All-Defensive Team

Catcher	Sandy Alomar, GI
First Base	Don Mattingly, EV
Second Base	Roberto Alomar, JH
Third Base	Robin Ventura, GI
Short Stop	Barry Larkin, CA
Left Field	Barry Bonds, WA
Center Field	Ray Lankford, AZ
Right Field	Larry Walker, IA

SLSL Defensive Player of the Year Roberto Alomar, JH 5 errors

INDIVIDUAL PLAYER STATISTICS

PLAYER		G	AB	R	H	2B	3B	HR	RBI	BB	HB	SO	S	DP	SB	CS	E	SF	PCT	OBA	SLG
ABNER, SHAWN	VN	40	47	12	18	4	1	0	5	2	2	8	2	0	1	1	0	0	.383	.431	.511
ALICEA, LUIS	AZ	18	48	5	13	2	3	0	8	7	0	5	0	0	0	0	1	1	.271	.357	.438
ALOMAR, ROBERTO	JH	159	643	103	175	31	7	3	47	77	#	75	17	4	29	11	5	2	.272	.349	.356
ALOMAR, SANDY	GI	132	408	28	97	18	0	2	40	18	4	50	0	5	5	6	6	2	.238	.272	.297
ALOU, MOISES	MU	132	405	42	104	30	0	14	51	38	#	83	0	7	13	4	3	4	.257	.318	.435
AMARAL, RICH	EV	3	8	0	1	0	0	0	0	0	0	0	0	1	0	0	0	#	.125	.125	.125
ANDERSON, BRADY	IA	154	580	94	133	29	11	15	93	78	9	95	18	7	50	13	6	#	.229	.330	.395
ANTHONY, ERIC	MU	125	447	58	108	11	0	30	64	28	#	81	0	11	8	3	3	2	.237	.281	.463
ASHLEY, BILL	AL	5	10	1	3	1	0	0	2	1	0	1	0	0	0	0	0	0	.300	.364	.400
BAERGA, CARLOS	AL	161	625	88	164	35	2	18	64	21	11	101	6	14	14	0	22	3	.282	.297	.411
BAGWELL, JEFF	AZ	106	370	57	97	23	6	7	44	44	8	54	0	13	7	1	0	5	.262	.349	.414
BAINES, HAROLD	VN	10	15	0	3	0	0	0	2	2	0	2	0	0	0	1	0	0	.200	.294	.200
BARBERIE, BRET	LT	145	487	57	104	15	1	2	37	79	20	95	1	13	41	18	20	6	.214	.343	.281
BARNES, SKEETER	IA	79	283	24	72	10	1	0	22	15	6	35	2	13	3	1	0	2	.254	.304	.297
BASS, KEVIN	AZ	98	319	36	95	11	3	7	37	22	0	63	0	7	9	7	1	1	.298	.342	.417
BELL, DEREK	AL	29	81	3	18	4	5	1	7	9	2	17	0	3	1	0	0	0	.222	.315	.432
BELL, GEORGE	GI	18	57	8	16	4	0	1	5	1	2	7	0	3	1	0	0	1	.281	.311	.404
BELL, JAY	EV	132	461	53	124	26	2	9	48	44	6	69	23	8	0	3	10	#	.289	.341	.393
BELLE, ALBERT	EV	161	637	88	148	25	1	26	77	35	5	182	3	13	3	2	6	#	.229	.275	.394
BERRY, SEAN	GI	11	9	1	4	0	0	0	3	2	0	3	0	0	0	0	0	0	.444	.545	.444
BERRYHILL, DAMON	LT	14	23	3	4	2	0	1	8	8	0	4	0	0	0	0	0	0	.174	.345	.391
BICHETTE, DANTE	EV	72	164	22	48	7	0	5	22	8	2	31	2	3	6	2	1	#	.280	.314	.415
BIGGIO, CRAIG	WA	132	437	77	113	17	2	1	45	60	1	77	10	10	24	9	4	7	.259	.345	.314
BLANKENSHIP, LANCE	IA	62	96	23	24	11	0	0	11	19	3	16	3	3	7	4	1	#	.250	.380	.365
BLAUSER, JEFF	MU	50	109	10	21	2	0	3	8	19	#	28	1	1	0	1	1	1	.193	.310	.294
BOGGS, WADE	IA	10	17	0	3	2	0	0	2	0	0	0	0	1	0	0	0	#	.176	.176	.294
BONDS, BARRY	WA	150	556	108	147	36	3	35	104	89	12	84	1	23	30	8	4	4	.284	.375	.529
BONILLA, BOBBY	AZ	134	458	74	111	18	2	30	88	61	0	97	0	13	2	1	1	2	.242	.330	.487
BORDERS, PAT	EV	82	258	21	58	11	1	6	22	6	0	57	1	7	1	0	3	#	.228	.245	.347
BORDICK, MIKE	GI	122	429	40	99	9	0	2	40	19	5	71	9	8	13	3	7	4	.231	.269	.286
BOSTON, DARRYL	JH	141	478	68	109	17	2	27	91	56	#	103	0	8	13	7	5	2	.228	.308	.441
BREAM, SID	CA	21	14	2	5	3	0	1	6	3	1	2	0	0	0	0	0	0	.367	.500	.786
BRETT, GEORGE	CA	3	3	0	1	0	0	0	1	0	0	0	0	0	0	0	0	0	.333	.333	.333
BREWER, ROD	AZ	21	38	7	13	1	0	0	6	3	1	3	0	1	0	0	0	0	.333	.395	.359
BROWNE, JERRY	WA	92	327	41	90	9	2	3	37	31	7	38	4	5	5	4	0	3	.275	.348	.343
BRUNANSKY, TOM	GI	131	486	42	128	26	0	12	69	43	0	133	1	13	2	2	7	9	.259	.314	.387
BUECHELE, STEVE	CA	47	141	15	38	6	1	1	10	17	0	35	1	2	0	1	8	0	.255	.335	.333
BUHNER, JAY	WA	79	70	8	13	0	2	3	12	4	0	25	0	1	0	0	1	2	.186	.224	.371
BUTLER, BRETT	GI	152	589	92	176	13	8	2	61	91	4	76	4	5	48	25	3	1	.284	.390	.352
CALDERON, IVAN	LT	9	12	2	2	0	0	0	1	3	0	2	0	0	0	0	0	1	.167	.313	.167
CAMINITI, KEN	GI	45	120	22	41	12	0	5	17	10	0	18	0	2	0	0	2	0	.342	.382	.587
CANDIOTTI, TOM	IA	42	1	0	0	0	0	0	0	0	0	0	0	0	0	0	0	#	.000	.000	.000
CANSECO, JOSE	WA	43	101	8	13	3	0	6	18	14	1	36	1	2	0	0	0	1	.129	.239	.337
CARR, CHUCK	MU	11	9	1	4	2	0	0	0	4	#	0	0	0	1	0	2	0	.444	.615	.687
CARTER, JOE	VN	147	493	65	105	19	6	31	77	28	12	97	1	11	6	5	11	4	.213	.270	.465
CHAMBERLAIN, WES	AL	80	308	31	89	10	1	10	36	8	3	92	0	6	1	0	0	2	.224	.249	.360
CLARK, PHIL	IA	22	55	9	30	7	0	1	9	3	0	7	0	2	1	0	0	#	.545	.669	.727
CLARK, WILL	AZ	128	507	68	139	43	0	18	79	41	7	74	4	8	6	2	3	5	.274	.334	.465
CLAYTON, ROYCE	LT	21	53	4	13	2	2	0	3	3	0	11	1	0	2	0	1	1	.245	.281	.358
COLBRUNN, GREG	EV	5	10	0	3	0	0	0	1	1	0	4	0	0	1	0	0	#	.300	.364	.300
COLES, DARNELL	VN	27	81	9	19	9	1	2	8	5	0	2	0	2	0	0	2	1	.311	.358	.590
CONINE, JEFF	LT	23	53	8	7	3	0	0	2	16	0	20	0	0	0	0	1	0	.132	.339	.189
COOPER, SCOTT	CA	138	496	36	128	44	2	2	60	49	0	55	0	13	0	0	11	3	.254	.319	.363
CORA, JOEY	MU	48	130	20	30	6	1	0	7	20	#	18	4	3	13	6	3	1	.231	.331	.292

INDIVIDUAL PLAYER STATISTICS

PLAYER		G	AB	R	H	2B	3B	HR	RBI	BB	HB	SO	S	DP	SB	CS	E	SF	PCT	OBA	SLG
CORDERO, WIL	AL	36	88	10	20	1	1	1	8	9	2	18	0	0	0	0	3	0	.227	.313	.295
COTTO, HENRY	JH	51	28	12	7	1	0	1	3	3	#	1	1	0	5	2	0	1	.250	.313	.393
CURTIS, CHAD	MU	37	83	11	14	1	0	3	10	15	#	12	0	1	8	1	0	1	.222	.367	.381
DAULTON, DARREN	AZ	139	507	90	131	33	8	26	100	99	13	116	0	6	6	2	6	6	.258	.389	.509
DAVIS, CHILI	WA	130	443	55	143	34	2	13	77	70	2	72	0	7	3	2	7	9	.323	.410	.497
DAVIS, ERIC	LT	105	130	28	28	4	0	3	12	20	0	32	0	4	13	4	0	2	.215	.316	.315
DAWSON, ANDRE	JH	149	580	75	154	22	0	23	87	26	#	83	0	14	2	2	1	2	.266	.296	.422
DEER, ROB	GI	49	138	26	37	9	0	16	29	17	1	40	0	3	0	0	3	1	.268	.350	.681
DESHIEDS, DELINO	WA	140	310	39	78	7	7	1	36	35	2	77	6	6	30	7	8	3	.252	.329	.329
DEVEREAUX, MIKE	AZ	90	199	16	47	10	2	5	14	9	0	37	0	2	0	2	0	2	.236	.267	.382
DISARCINA, GARY	NY	4	1	0	0	0	0	0	0	0	0	0	0	0	0	0	0	0	.000	.000	.000
DOWNING, BRIAN	CA	35	72	9	13	5	1	1	9	15	1	20	0	5	1	0	0	1	.181	.326	.319
DUNCAN, MARIANO	JH	19	15	5	3	1	0	0	1	1	#	2	0	0	0	1	0	0	.200	.250	.267
DUNSTON, SHAWON	VN	17	42	4	9	2	1	0	7	1	0	7	0	0	0	0	1	0	.214	.233	.310
DYKSTRA, LENNY	MU	131	518	74	137	28	2	39	60	#	43	0	5	33	8	3	6	.264	.337	.338	
EASLEY, DAMION	MU	2	1	0	0	0	0	0	0	0	#	0	0	0	1	0	0	0	.000	.000	.000
EISENREICH, JIM	IA	1	0	1	0	0	0	0	0	0	0	0	0	0	0	0	0	#	—	—	—
FERMIN, FELIX	IA	46	76	5	17	2	0	0	4	9	0	6	7	1	0	0	2	#	.224	.306	.250
FERNANDEZ, TONY	VN	152	494	39	109	19	4	1	42	32	1	71	9	5	15	11	11	3	.221	.288	.281
FIELDER, CECIL	GI	159	647	87	134	23	3	27	87	51	2	190	0	20	0	1	1	3	.207	.266	.377
FINLEY, STEVE	AL	162	675	101	193	26	16	4	52	54	5	66	5	9	60	17	2	1	.286	.343	.390
FLETCHER, SCOTT	EV	128	384	33	97	11	2	3	32	30	13	41	18	3	9	1	5	#	.253	.328	.315
FLETCHER, DARREN	VN	17	16	0	2	0	0	0	0	1	0	4	0	0	0	0	0	0	.133	.189	.133
FRANCO, JULIO	CA	6	8	1	1	0	0	0	2	0	0	2	0	0	0	0	1	1	.125	.111	.125
FRYMAN, TRAVIS	LT	151	562	80	154	30	4	14	68	31	7	128	6	15	7	2	17	8	.274	.316	.416
GAGNE, GREG	JH	125	463	28	81	20	0	5	28	9	#	75	50	0	4	1	6	0	.175	.191	.251
GALARRAGA, ANDRE	NY	18	31	5	6	2	0	1	6	1	2	12	0	0	2	0	0	2	.194	.250	.355
GALLEGO, MIKE	IA	9	6	1	1	0	1	0	0	2	1	0	0	1	0	0	0	#	.167	.444	.500
GANT, RON	MU	49	84	11	20	5	0	7	13	5	#	17	0	0	3	0	0	1	.238	.278	.548
GILKEY, BERNARD	IA	54	157	19	41	11	3	0	15	13	1	13	0	5	3	2	4	#	.261	.322	.369
GIRARDI, JOE	GI	83	169	13	40	4	0	0	8	9	0	26	2	7	0	0	3	0	.237	.275	.280
GOMEZ, LEO	JH	153	465	59	111	19	1	12	45	44	#	96	5	2	2	0	12	1	.239	.304	.361
GONZALES, RENE	AZ	151	505	77	137	27	2	9	49	54	12	90	10	17	9	1	21	3	.271	.354	.386
GONZALEZ, JUAN	NY	150	564	66	134	19	2	33	79	28	9	138	0	7	0	1	15	4	.238	.283	.454
GONZALEZ, LUIS	EV	76	289	13	54	8	0	8	29	18	3	40	3	7	9	4	0	#	.187	.242	.298
GRACE, MARK	GI	143	498	53	140	29	6	3	60	56	5	48	1	8	1	1	3	2	.281	.358	.382
GREBECK, CRAIG	NY	151	441	42	94	16	1	4	41	52	2	65	32	12	0	0	12	2	.213	.298	.281
GREENE, WILLIE	LT	47	96	14	25	7	0	3	19	13	0	25	0	1	0	1	3	0	.260	.349	.427
GRIFFEY, KEN	LT	161	629	90	162	35	5	23	91	36	6	89	5	23	14	4	3	4	.258	.302	.439
GRISSOM, MARQUIS	NY	156	649	73	183	37	3	15	92	26	3	101	0	20	61	15	9	4	.282	.311	.418
GRUBER, KELLY	IA	51	6	2	1	0	0	0	1	0	0	2	0	0	0	0	1	#	.167	.167	.167
GUILLEN, OZZIE	GI	3	5	1	2	2	0	0	1	0	0	1	1	0	0	0	0	0	.400	.400	.800
GWYNN, CHRIS	NY	1	1	0	1	1	0	0	0	0	0	0	0	0	0	0	0	0	1.000	1.000	2.000
GWYNN, TONY	AZ	157	712	80	200	37	3	8	82	36	0	72	2	17	1	5	6	5	.281	.313	.375
HALL, MEL	VN	117	387	42	85	30	0	10	43	22	0	34	1	2	1	2	0	2	.245	.285	.401
HAMILTON, DARRYL	IA	130	439	55	124	14	8	2	55	31	0	42	3	15	51	11	0	#	.282	.330	.384
HARNISCH, PETE	LT	34	0	1	0	0	0	0	0	0	0	0	0	0	0	0	1	0	—	—	—
HARPER, BRIAN	JH	135	499	54	158	27	0	10	67	10	#	52	6	12	0	0	7	2	.317	.329	.431
HAYES, CHARLIE	MU	105	208	15	48	6	0	4	17	7	#	44	0	0	0	2	5	3	.231	.252	.317
HENDERSON, RICKEY	WA	141	533	94	146	20	2	20	57	88	9	81	1	4	46	21	7	2	.274	.383	.432
HOILES, CHRIS	VN	126	379	65	85	12	1	23	69	63	3	87	0	10	2	0	9	6	.224	.335	.443
HOLLINS, DAVE	NY	152	545	64	122	15	4	15	55	60	22	104	0	8	8	5	12	5	.224	.323	.349
HRBEK, KENT	NY	133	420	64	85	16	0	19	54	86	0	63	0	11	9	2	5	6	.202	.334	.376
HULSE, DAVID	IA	22	64	7	23	2	0	0	4	2	0	11	0	0	0	2	2	#	.359	.379	.391

INDIVIDUAL PLAYER STATISTICS

PLAYER	G	AB	R	H	2B	3B	HR	RBI	BB	HB	SO	S	DP	SB	CS	E	SF	PCT	OBA	SLG
HUNDLEY, TODD	JH	6	7	0	1	1	0	0	0	#	2	0	0	0	0	0	0	.143	.143	.286
HUNTER, BRIAN	EV	26	67	11	19	3	0	6	14	10	0	13	0	1	0	0	#	.284	.377	.597
JACKSON, DARRIN	EV	55	104	5	21	1	0	1	5	2	1	18	1	5	3	1	#	.202	.224	.240
JAHA, JOHN	NY	1	0	0	0	0	0	0	0	0	0	0	0	1	0	0	0	—	—	—
JAVIER, STAN	LT	136	473	65	128	26	0	3	40	61	6	83	3	7	24	14	7	.271	.357	.345
JEFFERIES, GREG	EV	126	456	43	104	17	5	6	40	25	0	43	0	15	4	4	22	.228	.267	.327
JEFFERSON, REGGIE	AL	54	91	4	22	4	1	0	15	4	1	21	0	1	0	0	3	.242	.273	.308
JOHNSON, HOWARD	AZ	13	16	4	1	0	0	0	0	4	0	7	0	1	0	0	0	.063	.250	.063
JOHNSON, LANCE	EV	122	512	75	140	9	11	4	31	24	0	41	4	6	35	9	#	.273	.306	.357
JONES, CHRIS	NY	9	6	1	2	1	0	0	3	2	0	3	0	1	0	0	1	.333	.444	.500
JORDAN, BRIAN	MU	17	10	1	0	0	0	0	0	0	5	0	1	1	0	0	0	.000	.000	.000
JORDAN, RICKY	JH	41	106	13	38	8	1	3	22	4	#	21	0	0	1	1	1	.358	.382	.538
JOSE, FELIX	NY	59	85	18	30	6	2	2	18	3	0	12	0	1	8	3	0	.353	.375	.541
JOYNER, WALLY	MU	148	552	68	143	41	2	11	75	51	#	55	0	12	8	0	6	.259	.320	.400
JUSTICE, DAVE	JH	68	176	31	50	11	2	11	23	25	#	38	0	2	1	2	1	.284	.373	.557
KARKOVIC, RON	IA	51	83	4	10	1	0	0	3	2	0	21	4	1	0	0	#	.120	.141	.133
KARROS, ERIC	GI	3	3	0	0	0	0	0	0	0	1	0	0	0	0	0	0	.000	.000	.000
KELLY, PAT	NY	27	39	9	5	2	1	0	2	2	2	16	4	0	4	0	2	.128	.209	.231
KELLY, ROBERTO	AL	115	335	31	81	21	3	3	27	16	3	60	2	11	18	7	5	.242	.279	.349
KENT, JEFF	AZ	120	409	49	102	30	2	16	63	26	13	101	0	11	2	2	11	.249	.313	.450
KING, JEFF	AL	14	22	1	6	1	0	0	0	0	0	3	0	0	0	0	2	.273	.273	.318
KNOBLAUCH, CHUCK	NY	152	605	74	160	15	6	1	42	79	8	74	0	12	37	11	11	.264	.357	.314
KOSLOFSKI, KEVIN	NY	67	112	12	24	1	3	1	7	15	1	19	1	3	8	3	0	.214	.310	.304
KRUETER, CHAD	MU	111	299	23	68	9	1	1	13	25	#	69	1	12	0	0	9	.227	.289	.274
KRUK, JOHN	AL	157	588	64	160	24	1	21	88	99	0	99	0	18	6	4	11	.272	.374	.423
LANKFORD, RAY	AZ	158	608	90	184	35	3	20	96	62	4	134	7	8	33	10	0	.303	.368	.469
LARKIN, BARRY	CA	158	583	59	134	19	5	4	44	65	6	71	5	10	17	2	9	.230	.311	.300
LAVALIERE, MIKE	NY	74	192	20	52	9	0	0	15	19	2	17	0	4	0	0	3	.271	.336	.318
LEE, MANNY	MU	139	448	43	106	6	2	3	34	44	#	102	18	9	6	1	6	.237	.304	.279
LEIUS, SCOTT	MU	3	2	0	0	0	0	0	0	0	#	0	0	0	0	0	0	.000	.000	.000
LEVIS, JESSE	WA	27	43	6	19	10	0	2	18	1	0	5	0	2	1	0	2	.442	.444	.814
LEWIS, DARREN	EV	41	133	21	31	7	0	1	6	12	0	20	6	1	15	2	0	.233	.297	.308
LEWIS, MARK	NY	37	69	5	17	4	0	0	2	2	1	12	0	3	0	0	4	.246	.278	.304
LEYRITZ, JIM	AL	42	141	16	35	4	0	6	15	9	0	28	0	1	0	0	0	.248	.289	.404
LIND, JOSE	GI	4	4	0	1	0	0	0	0	0	0	1	0	0	0	0	0	.250	.250	.250
LISTACH, PAT	GI	155	549	61	124	14	2	1	29	54	0	149	24	1	43	16	29	.226	.294	.264
LIVINGSTONE, SCOTT	EV	8	9	0	2	0	0	0	0	0	0	2	0	0	0	0	0	.222	.222	.222
LOFTON, KENNY	NY	140	435	57	92	8	1	2	37	35	2	56	12	9	47	7	4	.211	.273	.248
MAAS, KEVIN	GI	13	36	2	6	1	0	0	1	0	0	6	0	1	0	0	0	.167	.167	.194
MACFARLANE, MIKE	CA	54	175	13	39	15	2	4	16	5	6	44	0	5	0	0	1	.223	.269	.400
MACK, SHANE	JH	156	599	91	179	30	4	15	67	54	#	120	13	9	26	8	2	.299	.357	.437
MAGADAN, DAVE	JH	6	7	2	3	2	0	0	1	1	#	0	0	0	0	0	0	.429	.500	.714
MALDONADO, CANDY	AZ	28	60	7	17	3	0	2	11	3	0	12	0	1	0	0	0	.283	.317	.433
MANWARING, KIRT	CA	41	96	2	13	1	2	0	3	2	0	14	2	4	2	0	1	.151	.169	.209
MARTINEZ, CHITO	IA	37	39	6	14	5	1	0	3	7	0	10	0	2	0	0	0	.359	.457	.538
MARTINEZ, DAVE	AL	141	430	47	115	31	6	5	47	52	0	62	3	9	22	8	6	.267	.345	.402
MARTINEZ, DENNIS	WA	40	2	0	0	0	0	0	0	0	0	2	0	0	0	0	3	.000	.000	.000
MARTINEZ, EDGAR	IA	161	653	92	178	51	7	14	94	49	3	107	1	16	9	3	23	.273	.326	.436
MARTINEZ, TINO	CA	38	50	10	15	5	0	2	12	7	0	9	0	1	0	0	0	.300	.379	.520
MATTINGLY, DON	EV	142	538	49	149	28	2	8	46	25	0	45	2	11	2	0	1	.277	.309	.381
MAY, DERRICK	CA	2	0	1	0	0	0	0	0	0	0	0	0	0	0	0	0	—	—	—
MCGEE, WILLIE	VN	128	444	57	130	20	0	0	32	31	0	79	6	14	6	4	9	.293	.336	.336
MCGRIFF, FRED	VN	149	556	83	137	23	2	39	101	70	0	119	0	17	6	3	10	.246	.326	.505
MCGWIRE, MARK	IA	157	605	103	151	27	1	50	125	82	2	138	0	12	0	0	15	.250	.341	.545

INDIVIDUAL PLAYER STATISTICS

PLAYER		G	AB	R	H	2B	3B	HR	RBI	BB	HB	SO	S	DP	SB	CS	E	SF	PCT	OBA	SLG
MCREYNOLDS, KEVIN	CA	33	72	13	22	4	0	4	15	16	0	14	0	2	2	1	2	1	.306	.427	.528
MEACHAM, RUSTY	IA	51	1	0	0	0	0	0	0	0	0	0	0	0	0	0	0	0	.000	.000	.000
MELVIN, BOB	MU	12	27	4	9	1	1	0	2	1	#	6	0	1	0	0	0	0	.333	.357	.444
MERCED, ORLANDO	NY	51	137	13	35	13	4	0	13	10	2	20	0	4	1	0	1	1	.255	.313	.409
MILLER, KEITH	AZ	14	22	3	6	2	1	0	3	2	0	3	0	0	0	0	0	0	.273	.333	.455
MILLIGAN, RANDY	AL	37	101	10	18	0	0	2	8	22	0	28	0	1	0	0	0	2	.178	.320	.238
MITCHELL, KEVIN	NY	86	227	21	64	18	0	6	34	17	0	33	0	1	0	0	0	2	.282	.329	.441
MOLITOR, PAUL	CA	157	649	95	182	32	11	6	53	63	4	107	0	15	39	5	5	4	.280	.348	.391
MORANDINI, MICKEY	MU	26	85	8	28	1	1	2	6	1	#	11	3	0	2	1	2	0	.329	.337	.435
MORRIS, HAL	JH	137	493	68	143	37	6	9	70	39	#	51	3	8	7	3	0	2	.290	.341	.444
MUNOZ, PEDRO	EV	56	181	12	47	6	2	3	21	6	0	49	1	4	0	4	2	#	.260	.283	.365
MURRAY, EDDIE	JH	132	466	69	118	28	2	17	71	56	#	77	0	12	0	1	2	1	.253	.333	.431
NEEL, TROY	LT	29	55	6	8	1	0	3	6	5	0	17	0	1	0	0	1	0	.145	.217	.327
NEWSON, WARREN	NY	46	125	12	26	2	0	1	5	32	0	43	0	5	1	0	2	1	.208	.367	.248
NILSSON, DAVE	NY	133	414	46	87	11	0	16	55	47	0	60	1	4	6	3	8	4	.210	.288	.353
NIXON, OTIS	AZ	55	124	20	40	5	1	0	15	12	0	15	4	0	11	2	0	2	.323	.377	.379
NOKES, MATT	NY	3	5	0	0	0	0	0	0	2	0	1	0	0	0	0	0	0	.000	.286	.000
O'NIELL, PAUL	CA	58	143	12	25	4	0	3	9	22	1	20	0	3	0	0	1	2	.175	.286	.286
OFFERMAN, JOSE	AL	25	45	10	13	5	0	0	8	3	0	9	3	0	4	0	2	0	.269	.333	.400
OLERUD, JOHN	WA	138	298	29	62	15	0	7	40	44	0	55	1	8	6	0	3	4	.208	.306	.329
OLIVER, JOE	CA	93	311	31	73	11	0	5	26	8	0	51	9	6	1	0	4	4	.235	.251	.318
OLSON, GREG	NY	14	26	0	8	3	0	0	2	1	0	2	0	1	0	0	0	0	.308	.333	.423
ORSULAK, JOE	EV	76	209	31	65	14	1	6	34	13	1	21	0	3	2	0	1	#	.311	.354	.474
OWEN, SPIKE	AZ	32	74	17	23	2	1	0	10	14	0	7	3	1	0	1	2	0	.311	.420	.365
PAGNOZZI, TOM	MU	108	166	11	31	6	0	1	10	5	#	24	6	4	0	0	2	1	.187	.209	.241
PALMEIRO, RAFAEL	LT	160	615	71	149	21	5	19	90	56	12	87	0	18	0	3	4	7	.242	.314	.385
PALMER, DEAN	AL	159	564	63	105	18	0	27	54	48	4	180	4	7	6	5	20	2	.186	.254	.362
PENA, GERONIMO	LT	147	554	84	138	29	3	16	69	77	13	123	0	8	24	18	2	6	.249	.351	.399
PENA, TONY	VN	80	149	8	21	7	0	2	7	6	1	17	12	4	5	0	3	0	.141	.179	.228
PENDLETON, TERRY	VN	151	594	56	138	27	1	12	76	26	0	64	4	20	2	1	17	7	.232	.262	.342
PETTIS, GARY	GI	53	73	13	17	2	7	0	12	9	0	22	2	3	4	2	0	0	.233	.317	.452
PHILLIPS, TONY	GI	110	297	37	75	11	2	3	29	48	0	46	3	2	7	2	3	3	.253	.353	.333
PIAZZA, MIKE	LT	15	16	1	2	1	0	0	1	4	0	4	0	0	0	0	0	0	.125	.300	.188
PLANTIER, PHIL	LT	132	419	40	103	23	2	14	47	41	1	103	1	12	0	1	6	7	.246	.310	.411
POLONIA, LUIS	MU	32	105	14	27	0	0	0	0	10	#	13	6	2	11	4	0	0	.257	.322	.257
PRATT, TODD	WA	19	46	4	15	2	0	1	8	6	0	15	0	0	0	0	2	1	.326	.396	.435
PUCKETT, KIRBY	CA	156	638	72	174	29	4	19	74	31	4	110	0	21	7	6	3	5	.273	.308	.420
RAINES, TIM	IA	142	535	90	155	19	8	6	44	78	0	55	12	7	40	10	0	#	.290	.380	.389
REED, JODY	MU	44	147	15	31	11	0	1	10	10	#	14	7	0	1	4	4	1	.211	.259	.306
REIMER, KEVIN	VN	60	101	14	27	6	0	5	16	7	2	24	1	2	1	0	0	1	.267	.324	.475
REYNOLDS, HAROLD	LT	132	388	40	81	16	3	3	40	28	4	54	28	10	23	13	6	1	.209	.268	.289
RIPKEN, CAL	IA	146	479	52	107	21	0	7	67	31	1	44	5	7	9	2	9	#	.223	.272	.311
ROBERTS, BIP	GI	148	597	101	189	45	7	1	69	70	3	77	0	7	50	11	3	5	.328	.402	.437
RODRIGUEZ, HENRY	EV	5	16	2	3	2	0	0	2	0	0	2	1	1	0	0	0	#	.188	.188	.313
RODRIGUEZ, IVAN	AL	60	124	7	35	3	0	0	10	5	0	13	5	6	0	0	2	1	.282	.308	.308
SABO, CHRIS	MU	8	7	0	0	0	0	0	0	1	#	3	0	0	0	0	0	0	.000	.125	.000
SANCHEZ, REY	JH	70	162	16	33	7	1	2	15	13	#	23	9	3	1	0	4	3	.204	.258	.296
SANDBERG, RYNE	CA	157	631	81	161	35	0	27	91	67	0	93	0	14	14	5	7	4	.255	.325	.439
SANDERS, DEION	VN	152	614	95	171	10	32	13	74	51	6	91	0	19	41	11	1	4	.279	.338	.463
SANDERS, REGGIE	LT	90	242	31	52	22	4	5	33	31	3	64	3	4	8	3	5	2	.215	.309	.401
SANTIAGO, BENITO	EV	97	309	30	73	10	0	11	32	14	0	37	3	12	2	2	12	0	.236	.269	.375
SAX, STEVE	IA	2	0	1	0	0	0	0	0	0	0	0	0	0	0	0	0	#	—	—	—
SCHOFIELD, DICK	WA	19	53	7	9	0	0	0	4	7	0	8	1	1	1	0	2	0	.170	.267	.170
SHARPERSON, MIKE	VN	137	487	64	124	28	0	1	28	72	0	81	2	5	6	6	18	2	.255	.349	.318

INDIVIDUAL PLAYER STATISTICS

PLAYER		G	AB	R	H	2B	3B	HR	RBI	BB	HB	SO	S	DP	SB	CS	E	SF	PCT	OBA	SLG
SHEFFIELD, GARY	WA	160	622	99	178	38	0	27	121	47	4	69	3	22	4	5	15	10	.286	.335	.477
SIERRA, RUBEN	MU	103	309	26	85	17	5	9	37	6	#	35	0	6	7	4	1	3	.275	.286	.450
SLAUGHT, DON	IA	130	482	82	185	48	11	10	54	27	6	77	1	13	3	3	10	#	.384	.423	.591
SMITH, DWIGHT	EV	49	149	18	39	12	1	1	16	8	0	33	0	1	11	7	1	1	.262	.297	.376
SMITH, OZZIE	WA	147	517	76	147	17	3	0	48	48	0	48	7	9	32	7	17	5	.284	.342	.329
SNYDER, CORY	MU	72	98	6	18	3	0	1	3	4	#	30	0	1	1	1	2	0	.184	.216	.245
SOJO, LUIS	VN	68	111	10	31	4	1	4	13	5	2	10	0	4	3	4	3	2	.279	.317	.441
SORRENTO, PAUL	CA	149	581	74	151	28	1	25	76	57	0	123	0	13	1	0	0	9	.269	.332	.456
SOSA, SAMMY	GI	32	62	8	13	1	1	3	6	2	0	12	0	2	5	0	0	0	.210	.234	.403
STANKIEWICS, ANDY	GI	7	8	1	1	1	0	0	0	2	0	0	0	0	0	0	1	0	.125	.300	.250
STANLEY, MIKE	NY	18	31	2	8	2	0	0	3	3	0	7	0	0	0	0	1	1	.258	.314	.323
STEINBACH, TERRY	WA	116	415	44	98	12	1	6	47	30	0	64	5	19	1	3	8	5	.231	.280	.308
STRAWBERRY, DARRYL	AL	18	55	2	9	4	1	0	6	4	0	14	0	1	0	0	1	0	.164	.220	.273
SURHOFF, BJ	AZ	7	17	2	5	1	0	1	1	2	0	3	0	0	0	0	1	0	.294	.368	.529
TACKETT, JEFF	IA	35	64	7	16	2	0	1	4	7	2	10	1	3	0	0	2	0	.250	.342	.328
TARTABULL, DANNY	JH	78	223	30	51	10	0	8	44	44	#	54	0	3	0	0	0	1	.229	.354	.381
TAUBENSEE, EDDIE	WA	51	79	12	25	5	0	4	10	5	1	22	0	3	0	0	1	0	.316	.365	.532
TETTLETON, MICKEY	LT	153	476	54	91	18	2	20	67	102	0	147	3	11	1	2	4	4	.191	.332	.363
THOMAS, FRANK	MU	159	573	80	151	25	2	27	98	117	#	116	0	14	2	0	1	5	.264	.386	.455
THOMPSON, MILT	CA	149	624	87	189	27	3	23	79	34	4	117	0	3	44	17	8	6	.303	.340	.466
THOMPSON, ROBBY	EV	127	372	43	83	22	1	13	40	26	2	66	9	8	6	3	11	3	.223	.275	.392
THOMPSON, RYAN	VN	13	2	3	0	0	0	0	0	0	0	2	0	0	1	0	0	0	.000	.000	.000
TRAMMELL, ALAN	LT	55	104	10	28	3	2	1	14	11	0	8	1	5	1	7	4	1	.269	.336	.365
VALENTIN, JOHN	AZ	151	591	83	155	44	2	9	69	53	2	87	8	13	5	1	24	3	.262	.324	.389
VALLE, DAVE	JH	56	124	11	29	2	2	1	8	6	#	14	5	2	0	0	1	0	.234	.269	.306
VAN SLYKE, ANDY	WA	146	520	88	180	40	14	16	105	49	3	87	4	10	0	1	4	10	.346	.399	.569
VANDERWAL, JOHN	EV	15	28	2	6	1	0	0	2	2	0	3	0	0	0	0	0	#	.214	.267	.250
VAUGHN, GREG	AL	48	124	17	16	1	0	5	12	23	1	27	1	2	0	1	0	1	.129	.268	.258
VELARDE, RANDY	EV	24	68	7	20	4	1	0	0	5	0	15	0	3	1	1	1	#	.294	.342	.382
VENTURA, ROBIN	GI	141	514	64	137	24	0	14	99	84	0	56	0	9	1	1	15	11	.267	.363	.395
VIZCAINO, JOSE	EV	20	66	5	17	2	0	1	3	2	0	3	3	0	0	0	3	#	.258	.279	.333
VIZQUEL, OMAR	AL	138	529	52	134	14	4	0	48	28	4	52	20	13	36	15	9	6	.253	.293	.295
WALKER, LARRY	IA	160	624	74	162	34	3	21	89	47	4	138	0	15	17	6	4	#	.280	.316	.425
WALTERS, DAN	MU	20	53	4	12	5	0	1	7	2	0	5	0	1	0	0	0	0	.226	.255	.377
WEBSTER, LENNY	AZ	31	69	8	15	7	0	1	4	6	0	8	0	1	0	0	1	1	.217	.276	.362
WEBSTER, MITCH	VN	20	9	5	1	0	0	0	0	0	0	2	1	0	2	0	0	0	.111	.111	.111
WEDGE, ERIC	MU	25	35	8	10	1	0	6	9	6	#	8	0	0	0	0	0	1	.286	.381	.820
WEISS, WALT	JH	1	2	0	1	0	1	0	0	0	#	1	0	0	0	0	0	0	.500	.500	1.500
WHITAKER, LOU	IA	162	554	90	144	35	1	30	93	88	0	60	4	10	8	3	8	#	.260	.361	.489
WHITE, DEVON	CA	131	409	50	84	9	4	12	34	30	#	99	4	10	18	4	5	1	.205	.272	.335
WHITEN, MARK	EV	75	225	26	54	8	3	4	15	19	0	45	3	6	6	3	2	0	.240	.299	.356
WILKERSON, CURT	AZ	35	69	18	23	3	1	2	11	2	0	11	4	1	3	1	2	1	.333	.347	.493
WILKINS, RICK	AL	136	485	55	109	10	3	26	56	32	0	109	0	8	0	0	8	5	.225	.270	.419
WILLIAMS, BERNIE	WA	71	201	28	54	10	1	3	11	24	1	23	0	4	7	7	3	1	.269	.348	.373
WILLIAMS, MATT	EV	161	631	39	142	16	6	21	55	25	10	136	2	14	3	9	16	#	.225	.266	.369
WINFIELD, DAVE	VN	106	301	37	78	18	2	9	45	40	0	52	1	7	1	0	2	2	.259	.344	.422
WOODSON, TRACY	JH	56	129	10	42	8	0	2	17	1	#	9	0	1	0	0	1	0	.326	.331	.434
YOUNT, ROBIN	WA	33	28	15	7	1	0	0	1	2	0	5	0	0	5	0	0	0	.250	.300	.286
ZEILE, TODD	AZ	46	99	11	20	4	0	0	8	25	0	17	0	4	1	1	4	2	.202	.357	.242

20 or more Wins in a Season

31 Dwight Gooden, VC 1986	23 Tom Seaver, IN 1982	21 Danny Darwin, MN 1982	20 Dave Stieb, IN 1982
	Fernando Valenzuela, IL 1983	Bill Gullickson, HI 1982	Scott McGregor, IL 1983
28 Roger Clemens, IA 1992	Mike Moore, HI 1986	Phil Niekro, MN 1983	LaMarr Hoyt, IL 1984
	Nolan Ryan, VN 1986	Mike Boddicker, UT 1985	Fernando Valenzuela, HI 1985
27 Joe Niekro, MN 1983	Dwight Gooden, VC 1987	Eric Show, MA 1986	John Tudor, AL 1986
Bob Welch, MA 1983	Roger Clemens, LV 1988	Dwight Gooden, VC 1988	Dave Stieb, LV 1986
Curt Schilling, MA 1993	Rick Reuschel, NY 1988	Jimmy Key, VN 1988	Orel Hershiser, VC 1987
	David Cone, MA 1992	Mike Scott, KY 1988	Jimmy Key, VN 1987
26 Mike Scott, KY 1987	Roger Clemens, IA 1993	David Cone, MA 1989	Fernando Valenzuela, HI 1987
Bob Welch, MA 1988		Kelly Downs, VC 1989	Jim Clancy, AZ 1988
Nolan Ryan, NY 1990	22 Dave Righetti, MN 1984	Brya Smith, NY 1989	Mark Gubicza, LV 1988
Tom Candiotti, IA 1993	Fernando Valenzuela, HI 1986	John Smoltz, KY 1990	Teddy Higuera, CA 1988
	Eric King, LV 1987	Roger Clemens, IA 1991	Bret Saberhagen, WI 1988
25 Jerry Reuss, MA 1983	David Palmer, IC 1987	David Cone, MA 1991	Frank Viola, HI 1988
Roger Clemens, LV 1987	Bob Welch, MA 1987	Doug Drabek, AZ 1991	Orel Hershiser, VC 1989
Tom Candiotti, MA 1992	Mike Witt, VC 1987	Dennis Martinez, MA 1992	Dave Stieb, NY 1990
Nolan Ryan, LT 1992	Tom Candiotti, VN 1990	Tim Lincecum, AZ 1992	Bob Welch, MA 1990
	Mike Moore, IA 1990	Kevin Tapani, AZ 1992	Bruce Hurst, CA 1991
24 Burt Hooton, IN 1982	Dennis Martinez, MA 1991	Jack McDowell, IA 1992	Pete Harnisch, LT 1992
Roger Clemens, LV 1989	Jose Rijo, VN 1991	Mike Morgan, GI 1993	Mike Morgan, GI 1992
Bob Welch, MA 1989	John Tudor, VN 1991		Mark Langston, AZ 1993
Ramon Martinez, VN 1991	Bob Welch, MA 1991		David Cone, MA 1993
	David Wells, MA 1991		
	Ed Whitson, AZ 1991		
	Kevin Appier, IA 1993		

40 or more Home Runs in a Season

58 Mark McGwire, LV 1988	49 Darryl Strawberry, AL 1988	42 Eddie Murray, MN 1984
		Eric Davis, VC 1988
56 Andre Dawson, AZ 1988	47 Fred McGriff, VN 1992	Mike Schmidt, WI 1988
Jose Canseco, MA 1992	Cecil Fielder, GI 1992	Jack Clark, VN 1990
		Ron Kittle, VN 1990
55 Mike Schmidt, MN 1982	46 Tony Armas, IL 1985	Kevin Maas, GI 1991
Jose Canseco, MA 1990	Dave Kingman, OR 1985	Albert Belle, EV 1992
	Glenn Davis, KY 1986	
53 George Bell, WI 1988	Kevin Mitchell, OH 1991	41 Mike Schmidt, UT 1985
		Dale Murphy, WI 1986
52 Jim Rice, VC 1984	45 Jeff Burroughs, TX 1983	Rueben Sierra, KY 1990
Darryl Strawberry, AL 1989	Pedro Guerrero, MA 1986	
Eric Davis, VC 1990	Eric Davis, VC 1987	40 Mike Schmidt, WI 1986
Bo Jackson, IA 1991	Dwight Evans, MA 1988	Hubie Brooks, MA 1987
	Kirk Gibson, VN 1989	George Brett, CA 1988
51 Darryl Strawberry, AL 1986	Fred McGriff, VN 1990	Joe Carter, VN 1988
Bo Jackson, IA 1990	Kevin Mitchell, NY 1992	Nally Joyner, IC 1988
Howard Johnson, KY 1990		Jose Canseco, MA 1989
	44 Ricky Jordan, HI 1989	Danny Tartabull, VN 1989
50 Steve Balboni, VN 1986	Kevin Mitchell, VC 1990	Jack Clark, GI 1991
Danny Tartabull, VN 1988		Danny Tartabull, JH 1992
Darryl Strawberry, AL 1990	43 Mark McGwire, LV 1989	
Mark McGwire, IA 1993	Kal Daniels, IA 1991	
	Fred McGriff, VN 1991	
	Matt Williams, EV 1992	

INDIVIDUAL PITCHING STATISTICS

PITCHER		ERA	W	L	PCT	SV	G	GS	CG	GF	IP	H	R	ER	HR	BB	SO	SH	BK	WP
ABBOTT, JIM	MU	4.85	12	12	.500	0	28	28	3	**	172.33	183	95	89	16	89	100	1	0	1
ANDERSEN, LARRY	CA	2.85	3	0	1.000	0	34	0	0	17	53.67	45	20	17	2	16	57	0	0	0
APPIER, KEVIN	IA	3.56	22	14	.611	0	41	41	20	**	324.00	278	145	128	28	130	219	3	**	**
ASTACIO, PEDRO	NY	3.38	13	16	.448	0	33	33	15	0	255.67	262	109	96	8	86	116	4	0	4
AUSTIN, JIM	AL	3.18	6	1	.857	6	46	0	0	5	87.67	69	34	31	6	49	42	0	0	3
AYRAULT, BOBBY	VN	4.75	3	4	.429	4	41	0	0	20	41.67	37	24	22	4	23	30	0	0	0
BANKHEAD, SCOTT	EV	3.29	5	6	.455	2	49	0	0	22	76.67	61	30	28	8	29	85	0	**	**
BARNES, BRIAN	CA	5.84	2	4	.333	1	18	5	0	5	49.33	44	33	32	8	27	28	0	0	1
BECK, ROD	AL	3.50	6	9	.400	24	71	0	0	62	118.33	106	50	46	13	31	100	0	4	10
BELCHER, TIM	EV	2.68	2	3	.400	0	6	6	2	0	43.67	38	15	13	1	20	23	0	**	**
BELINDA, STAN	EV	3.49	2	1	.667	3	29	0	0	12	38.67	39	18	15	4	16	25	0	**	**
BENES, ANDY	EV	3.84	9	13	.409	0	40	40	8	0	297.67	313	134	127	24	87	205	2	**	**
BOEVER, JOE	MU	5.02	1	0	1.000	0	9	0	0	**	14.33	15	8	8	2	4	7	0	0	0
BOSIO, CHRIS	VN	5.77	10	24	.294	0	40	40	4	0	262.00	332	187	168	35	81	126	0	1	7
BOTTENFIELD, KENT	AZ	1.89	4	0	1.000	1	7	5	0	1	32.00	27	9	6	2	16	8	0	0	0
BRANTLEY, JEFF	AZ	5.40	0	0	—	0	5	1	0	1	8.33	8	5	5	0	3	4	0	0	1
BROWN, KEVIN	CA	4.24	12	22	.363	0	40	40	12	0	284.33	291	146	134	32	98	179	0	1	9
BURKETT, JOHN	JH	4.62	3	2	.600	0	7	7	1	**	37.00	47	19	19	3	12	21	0	0	0
BURNS, TODD	LT	3.91	15	13	.536	0	34	32	10	2	236.00	237	110	102	23	85	108	1	0	5
CANDELARIA, JOHN	WA	1.62	0	0	—	1	14	0	0	5	16.67	8	3	3	0	10	10	0	0	0
CANDIOTTI, TOM	IA	3.60	26	8	.765	0	42	39	13	**	299.67	281	131	120	27	104	219	3	**	**
CASTILLO, FRANK	GI	4.48	10	16	.386	0	40	40	7	**	267.00	251	142	128	27	100	141	0	0	11
CHARLTON, NORM	CA	5.30	0	2	.000	1	10	0	0	2	18.67	23	11	11	0	5	15	0	0	3
CLEMENS, ROGER	IA	3.31	23	15	.605	0	41	41	30	**	384.00	308	143	134	21	117	315	4	**	**
CONE, DAVID	WA	3.77	20	12	.625	0	42	40	12	1	303.33	253	142	127	28	152	324	2	0	13
COX, DANNY	MU	13.50	0	0	—	0	4	0	0	**	4.00	4	6	6	1	4	5	0	0	0
DELEON, JOSE	GI	8.31	0	0	—	0	1	1	0	**	4.33	6	4	4	2	2	3	0	0	0
DIBBLE, ROB	IA	3.73	4	4	.500	6	58	0	0	28	108.67	92	48	45	6	56	145	0	0	12
DRABEK, DOUG	AZ	4.88	17	13	.567	0	36	36	11	0	240.00	284	147	130	24	88	158	2	1	10
ECKERSLEY, DENNIS	NY	2.83	10	4	.714	26	76	0	0	69	114.67	99	39	36	12	28	145	0	0	1
EDENS, TOM	JH	5.28	2	1	.667	0	30	0	0	**	51.33	72	30	30	10	26	42	0	0	0
EICHHORN, MARK	LT	4.15	2	4	.333	4	48	0	0	20	56.33	58	26	26	9	18	33	0	1	5
ELDRED, CAL	JH	3.20	17	9	.654	0	33	33	18	**	267.33	219	101	95	26	82	162	4	0	6
FARR, STEVE	JH	3.23	4	4	.500	27	63	0	0	**	69.67	49	27	25	8	22	55	0	0	0
FERNANDEZ, ALEX	AL	4.82	11	11	.500	0	28	28	6	0	181.00	208	100	93	23	45	80	0	0	2
FERNANDEZ, SID	JH	3.57	15	6	.714	0	29	29	8	**	204.00	173	85	81	19	78	206	1	0	0
FETTERS, MIKE	WA	3.86	1	4	.200	2	34	0	0	11	30.33	29	14	13	2	20	36	0	2	3
FLEMING, DAVE	EV	4.15	19	14	.576	0	40	40	9	0	280.00	315	139	129	23	80	122	1	**	**
FOSTER, STEVE	EV	9.82	0	1	.000	0	5	0	0	0	7.33	19	8	8	0	1	3	0	**	**
FRANCO, JOHN	CA	2.56	5	4	.556	5	38	0	0	23	70.33	49	22	20	4	33	34	0	0	0
FROHWIRTH, TODD	GI	5.21	1	0	1.000	0	9	0	0	**	19.00	20	13	11	2	13	6	0	0	0
GLAVINE, TOM	IA	4.03	2	5	.286	0	12	12	1	**	73.67	74	35	33	3	29	37	0	**	**
GOODEN, DOC	MU	5.65	9	21	.300	0	37	37	5	**	218.33	281	154	137	23	72	151	1	2	3
GOTT, JIM	WA	2.92	1	0	1.000	3	13	0	0	6	12.33	12	5	4	2	3	5	0	0	1
GRAHE, JOE	JH	3.38	6	6	.500	0	15	14	2	**	127.33	117	53	48	7	56	50	1	0	2
GREENE, TOMMY	MU	2.46	1	0	1.000	0	1	1	0	**	7.33	9	4	2	0	3	6	0	0	0
GROSS, KEVIN	NY	4.30	11	20	.365	0	39	39	14	0	287.00	290	148	137	21	117	186	1	6	7
GUBICZA, MARK	NY	5.05	5	15	.250	0	28	28	8	0	164.00	189	97	92	22	55	121	1	0	8
GUTHRIE, MARK	WA	3.63	4	3	.571	3	45	0	0	16	91.67	68	37	37	10	26	80	0	0	0
GUZMAN, JOSE	JH	4.36	1	3	.250	0	6	6	0	**	33.00	37	21	16	6	8	22	0	0	0
GUZMAN, JUAN	LT	3.29	12	13	.480	0	33	33	14	0	259.67	214	106	95	14	120	217	3	3	17
HARNISCH, PETE	LT	3.50	15	10	.600	0	33	33	10	0	242.00	235	108	94	28	85	182	1	1	6
HARRIS, GREG A.	AZ	3.33	9	5	.643	3	33	15	3	8	136.33	108	59	50	9	86	85	2	0	14
HARRIS, GREG W.	EV	7.48	0	5	.000	0	5	5	1	0	27.67	42	25	23	4	11	19	0	**	**

INDIVIDUAL PITCHING STATISTICS

PITCHER		ERA	W	L	PCT	SV	G	GS	CG	GF	IP	H	R	ER	HR	BB	SO	SH	BK	WP
HARVEY, BRYAN	LT	1.57	1	1	.500	18	39	0	0	30	28.67	21	5	5	2	10	32	0	0	3
HENKE, TOM	NY	4.89	6	7	.462	6	77	0	0	25	80.67	79	44	42	11	44	75	0	0	8
HERNANDEZ, ROBERTO	WA	1.44	8	3	.727	21	60	0	0	47	112.33	86	19	18	8	30	115	0	0	6
HERNANDEZ, XAVIER	IA	2.90	7	4	.636	19	56	0	0	**	80.67	73	28	26	8	28	83	0	**	**
HERSHISER, OREL	MU	4.00	8	11	.421	0	26	26	4	**	157.33	178	90	70	13	49	94	1	0	9
HILL, KEN	CA	4.14	15	15	.500	0	39	39	13	0	297.67	297	148	137	25	104	163	0	3	22
HOLMES, DARREN	MU	4.42	5	6	.456	2	75	0	0	**	118.00	119	62	58	7	36	71	0	0	0
HOUGH, CHARLIE	NY	4.09	13	10	.566	0	33	33	8	0	229.00	235	111	104	32	83	83	0	1	18
HOWELL, JAY	IA	2.57	1	0	1.000	0	9	0	0	**	7.00	7	2	2	0	2	3	0	**	**
JACKSON, MIKE	CA	0.00	0	0	—	0	2	0	0	2	5.00	2	2	0	0	4	2	0	0	1
JOHNSON, RANDY	MU	4.63	1	3	.250	0	6	6	1	**	36.00	30	20	18	4	27	36	0	0	1
JONES, DOUG	JH	3.87	11	10	.524	6	80	0	0	**	132.67	134	63	57	13	27	106	0	0	3
KIELY, JOHN	JH	4.40	1	3	.250	0	35	0	0	**	59.33	50	30	29	7	41	16	0	0	0
LANGSTON, MARK	AZ	3.36	20	9	.690	0	34	34	12	0	262.33	217	109	98	32	96	204	1	0	3
LEACH, TERRY	GI	3.50	4	11	.267	12	61	0	0	**	92.67	93	39	36	11	25	31	0	0	0
LEIBRANDT, CHARLIE	NY	5.85	0	3	.000	0	3	3	1	0	20.00	33	15	13	1	3	13	0	0	0
LILLQUIST, DEREK	AZ	3.54	3	6	.333	26	58	0	0	42	56.00	43	25	22	5	26	40	0	0	5
MADDUX, GREG	AL	2.88	14	22	.389	0	41	41	22	0	325.33	276	120	104	19	92	231	2	0	7
MADDUX, MIKE	GI	3.57	5	1	.833	2	60	0	0	0	141.00	136	59	56	16	53	106	0	2	5
MARTINEZ, DENNIS	WA	2.82	19	16	.543	0	40	40	22	0	316.00	254	123	99	24	91	201	2	0	2
MARTINEZ, RAMON	VN	5.89	1	6	.143	0	10	10	1	0	66.67	72	51	43	12	36	39	0	0	6
MCCASKILL, KIRK	CA	4.26	11	10	.524	0	24	24	5	0	156.33	158	82	74	10	62	76	1	0	3
MCDONALD, BEN	AL	6.16	6	9	.400	0	19	19	4	0	102.33	122	75	70	24	48	60	0	0	1
MCDOWELL, JACK	EV	4.47	11	18	.379	0	34	34	11	0	225.33	243	119	112	28	82	148	4	**	**
MEACHAM, RUSTY	IA	3.09	6	4	.600	11	51	0	0	**	78.67	59	29	27	7	21	49	0	**	**
MELENDEZ, JOSE	VN	5.54	2	3	.400	3	63	1	0	21	69.33	108	59	56	14	31	67	0	2	1
MERCKER, KENT	VN	1.38	1	1	.500	1	9	0	0	4	13.00	10	2	2	0	7	14	0	0	3
MILITELLO, SAM	GI	2.88	3	4	.429	0	9	9	3	**	56.33	52	27	18	8	23	32	2	0	0
MILLS, ALAN	MU	4.38	3	9	.250	1	44	15	0	**	139.67	144	68	68	9	71	74	0	0	3
MONTELEONE, RICH	LT	2.76	12	8	.600	3	74	0	0	46	163.33	146	53	50	9	50	87	0	4	0
MONTGOMERY, JEFF	CA	2.96	5	3	.625	20	66	0	0	56	88.33	64	29	29	7	34	81	0	0	0
MORGAN, MIKE	GI	3.64	21	18	.538	0	41	41	19	**	321.00	287	141	130	26	107	154	1	0	15
MORRIS, JACK	NY	3.93	10	13	.436	0	28	28	7	0	184.67	196	91	86	13	80	90	0	2	11
MULHOLLAND, TERRY	IA	3.82	4	0	1.000	0	6	6	1	**	37.67	43	18	16	2	21	17	1	**	**
MUSSINA, MIKE	VN	4.25	17	19	.472	0	41	41	16	0	303.00	323	162	143	29	73	134	2	0	11
NAGY, CHARLES	EV	3.49	18	9	.667	0	39	39	10	0	271.00	275	114	106	14	76	166	1	0	9
NAVARRO, JAIME	JH	4.02	14	11	.560	0	35	35	5	**	236.00	238	114	106	16	72	87	3	0	1
NIED, DAVID	JH	2.31	2	1	.667	0	4	4	0	**	23.33	12	6	6	2	8	24	0	0	0
OJEDA, BOBBY	NY	0.00	0	0	—	0	1	0	0	1	1.67	0	0	0	0	1	0	0	0	0
OLIN, STEVE	EV	4.61	2	4	.333	11	38	0	0	28	41.00	60	22	21	3	10	28	0	**	**
OLSON, GREGG	WA	4.34	5	2	.714	3	36	0	0	13	29.00	19	14	14	1	14	27	0	0	4
OSBORNE, DONOVAN	AL	5.32	0	1	.000	0	12	0	0	4	23.67	34	14	14	3	9	7	0	1	1
OSUNA, AL	VN	2.81	0	0	—	1	13	0	0	2	16.00	16	5	5	3	8	13	0	0	0
PEREZ, MELIDO	MU	4.14	12	19	.387	0	41	41	13	**	304.00	306	152	140	36	116	263	2	0	19
PEREZ, MIKE	VN	3.36	3	2	.600	3	29	0	0	14	43.00	44	19	16	6	15	23	0	0	2
PLUNK, ERIC	EV	0.00	0	0	—	0	6	0	0	2	8.33	7	2	0	0	2	5	0	**	**
PORTUGAL, MARK	AZ	4.29	6	3	.667	0	36	7	2	9	94.33	84	46	45	11	43	52	1	3	1
QUANTRILL, PAUL	EV	2.87	4	6	.400	1	37	0	0	15	87.67	79	29	28	6	15	43	0	**	**
RADINSKY, SCOTT	EV	2.62	6	2	.714	12	68	0	0	43	64.33	41	18	18	4	28	56	0	**	**
RASMUSSEN, DENNIS	WA	1.46	3	1	.750	0	5	5	3	0	37.00	20	7	6	2	11	12	2	0	2
RHODES, ARTHUR	LT	5.89	8	17	.320	0	32	32	4	0	182.00	199	119	116	20	97	156	1	2	5
RIJO, JOSE	VN	4.01	19	17	.528	0	41	41	20	0	306.00	292	156	136	40	87	198	1	4	2
RIVERA, BEN	VN	5.36	11	16	.423	1	38	29	7	6	186.00	187	127	116	33	88	129	1	0	7
RODRIGUEZ, RICH	GI	2.70	2	0	1.000	0	14	0	0	**	20.00	12	6	6	1	5	8	0	0	0

INDIVIDUAL PITCHING STATISTICS

PITCHER		ERA	W	L	PCT	SV	G	GS	CG	GF	IP	H	R	ER	HR	BB	SO	SH	BK	WP
ROGERS, KENNY	MU	4.02	2	1	.667	0	34	0	0	**	31.33	29	17	14	2	9	27	0	1	2
ROGERS, KEVIN	AL	4.42	2	0	1.000	0	3	3	0	0	18.33	15	11	9	1	14	5	0	0	1
ROJAS, MEL	MU	2.57	9	9	.500	28	87	0	0	**	164.67	136	50	47	7	62	116	0	0	7
RUSSELL, JEFF	AZ	3.09	4	5	.444	15	80	0	0	37	81.67	84	30	28	4	47	51	0	0	6
RYAN, NOLAN	IA	4.22	8	8	.500	0	23	23	4	**	145.00	132	72	68	12	60	140	0	**	**
SABERHAGEN, BRET	LT	4.50	7	19	.269	0	32	32	8	0	222.00	223	127	111	29	79	167	1	6	4
SCANLAN, BOB	NY	3.12	4	2	.667	1	50	0	0	14	98.00	76	35	34	8	38	44	0	5	10
SCHILLING, CURT	WA	2.57	27	8	.771	0	41	41	30	0	360.67	291	110	103	26	103	218	5	0	7
SEMINARA, FRANK	CA	3.18	4	4	.500	0	10	10	2	0	70.67	75	31	25	5	22	44	0	1	1
SMILEY, JOHN	JH	3.04	13	6	.684	0	20	20	7	**	142.33	127	51	48	14	36	98	0	0	3
SMITH, PETE	JH	2.97	7	3	.700	0	14	14	0	**	78.67	72	26	26	4	36	34	0	0	0
SMITH, ZANE	GI	4.15	0	2	.000	0	4	4	1	**	26.00	33	13	12	3	4	11	0	0	0
SMOLTZ, JOHN	AZ	4.18	12	14	.462	0	34	34	3	0	228.00	237	123	106	21	77	196	0	0	17
STANTON, MIKE	EV	1.89	0	2	.000	0	10	0	0	5	19.00	17	7	4	2	4	16	0	**	**
SWIFT, BILL	CA	3.30	16	11	.593	0	38	33	13	3	284.00	269	107	104	15	75	110	0	0	1
SWINDELL, GREG	CA	3.98	16	17	.485	0	35	35	14	0	264.67	285	126	117	22	82	176	2	2	6
TAPANI, KEVIN	EV	5.34	5	18	.217	0	30	30	4	0	185.33	227	116	110	13	54	114	2	**	**
TEWKSBURY, BOB	AZ	3.49	18	8	.692	0	31	31	7	0	214.33	240	100	83	19	41	77	2	0	1
VALERA, JULIO	MU	6.36	2	6	.250	0	10	10	0	**	52.33	58	37	37	8	19	27	0	0	3
VIOLA, FRANK	GI	4.80	11	18	.379	0	38	38	8	**	234.33	246	138	125	22	108	109	0	3	4
WAKEFIELD, TIM	GI	5.03	8	17	.320	0	29	29	8	**	186.00	213	115	104	16	83	82	2	2	11
WARD, DUANE	GI	4.01	4	6	.400	4	66	0	0	**	112.33	112	58	50	16	49	112	0	0	7
WAYNE, GARY	LT	5.86	0	3	.000	0	30	0	0	9	43.00	51	28	28	2	17	16	0	0	0
WEGMAN, BILL	CA	5.00	3	7	.300	0	10	10	5	0	75.67	85	47	42	14	17	35	0	0	2
WELCH, BOB	WA	3.86	18	9	.667	0	34	34	2	0	191	192	94	82	28	73	76	2	0	1
WETTELAND, JOHN	AZ	3.94	5	1	.833	5	89	0	0	26	118.67	98	56	52	11	68	131	0	0	9
WHITESIDE, MATT	LT	3.18	0	2	.000	5	34	0	0	9	28.33	22	10	10	2	9	23	0	0	0
WILLIAMS, BRIAN	AL	5.47	0	3	.000	0	4	4	0	0	24.67	24	16	15	5	10	9	0	0	0
WILLIS, CARL	WA	2.76	2	0	1.000	2	17	0	0	7	29.33	26	9	9	3	7	19	0	3	0
WILSON, TREVOR	EV	9.26	0	3	.000	0	4	4	1	0	23.33	28	24	24	8	13	15	0	**	**
WOHLERS, MARK	MU	2.17	0	0	—	0	21	0	0	**	37.33	29	9	9	3	13	17	0	0	1
WORRELL, TODD	VN	2.48	2	2	.500	13	80	0	0	40	61.67	46	19	17	5	18	65	0	1	1

Individual Leaders - Season

Batting Average

1982 Lonnie Smith	IN	.344
1983 Rod Carew	AZ	.351
1984 Wade Boggs	IL	.379
1985 Tony Gwynn	IL	.359
1986 Wade Boggs	LV	.377
1987 Von Hayes	VC	.350
1988 Tony Gwynn	KY	.364
1989 Andy VanStyke	LV	.334
1990 Ron Kille	VN	.342
1991 Lenny Dykstra	VN	.356
1992 Tony Gwynn	AZ	.332
1993 Don Slaught	IA	.384

Home Runs

1982 Mike Schmidt	MN	55
1983 Jeff Burroughs	TX	45
1984 Jim Rice	VC	52
1985 Tony Armas	IL	46
1986 Darryl Strawberry	AL	51
1987 Eric Davis	VC	45
1988 Mark McGwire	LV	58
1989 Darryl Strawberry	AL	52
1990 Jose Canseco	WA	55
1991 Bo Jackson	IA	52
1992 Jose Canseco	WA	56
1993 Mark McGwire	IA	50

Doubles

1982 George Brett	WY	52
1983 Frank White	WA	56
1984 Lyod Moseby	NY	57
1985 Johnny Ray	MI	44
1986 George Brett	HI	48
1987 Don Mattingly	AL	61
1988 Dion James	WI	51
1989 Danny Tartabull	VN	
Robin Yount	WA	49
1990 Wade Boggs	IA	59
1991 George Brett	CA	60
1992 Danny Tartabull	JH	50
1993 Edgar Martinez	IA	51

Triples

1982 Jeff Leonard	AZ	
Willie Wilson	AZ	18
1983 Willie Wilson	AZ	24
1984 Willie Wilson	AZ	17
1985 Ryne Sandberg	AZ	20
1986 Willie McGee	VN	26
1987 Hubie Brooks	WA	14
1988 Tony Gwynn	KY	19
1989 Harold Reynolds	WA	20
1990 Rubeen Sierra	KY	16
1991 Ellis Burks	VN	
Tony Fernandez	VN	
Lonnie Smith	NY	14
1992 Lenny Dykstra	MU	12
1993 Deion Sanders	VN	32

Hits

1982 George Brett	WY	192
1983 Willie Wilson	AZ	234
1984 Dickie Thon	KY	211
1985 Dave Winfield	HI	216
1986 Wade Boggs	LV	222
1987 Hubie Brooks	WA	236
1988 Tony Gwynn	KY	236
1989 Ricky Jordan	HI	212
1990 Tony Gwynn	KY	
Barry Larkin	CA	216
1991 Andre Dawson	AZ	208
1992 Tony Gwynn	AZ	214
1993 Tony Gwynn	AZ	200

Stolen Bases

1982 Tim Lincecum	IN	89
1983 Willie Wilson	AZ	48
1984 Rickey Henderson	IL	130
1985 Tim Lincecum	UT	53
1986 Vinco Coleman	NY	92
1987 Eric Davis	VC	111
1988 Vinco Coleman	NY	135
1989 Rickey Henderson	NY	84
1990 Rickey Henderson	NY	49
1991 Otis Nixon	KY	96
1992 Otis Nixon	AZ	98
1993 Marquis Grissom	NY	61

Runs

1982 Gary Mathews	WA	105
1983 Paul Molitor	VC	118
1984 Rickey Henderson	IL	143
1985 Dave Winfield	HI	128
1986 Pedro Guerrero	WA	119
1987 Eric Davis	VC	161
1988 Darryl Strawberry	AL	128
1989 Kirk Gibson	VN	135
1990 Rickey Henderson	NY	123
1991 Barry Bonds	WA	118
1992 Jose Canseco	WA	123
1993 Barry Bonds	WA	108

Runs Batted In

1982 Mike Schmidt	MN	130
1983 Andre Dawson	AZ	138
1984 Jim Rice	VC	135
1985 Dave Kingman	OR	134
1986 George Brett	HI	135
1987 Hubie Brooks	WA	136
1988 Mark McGwire	LV	156
1989 Ricky Jordan	VN	136
1990 Jose Canseco	WA	154
1991 Barry Bonds	WA	119
1992 Jose Canseco	WA	150
1993 Mark McGwire	IA	125

Individual Leaders - Season

Wins

1982 Burt Hooton	IN	24
1983 Joe Niekro	MN	
Bob Welch	WA	27
1984 Dave Righetti	MN	22
1985 Mike Boddicker	UT	21
1986 Dwight Gooden	VC	31
1987 Mike Soot	KY	28
1988 Bob Welch	WA	26
1989 Roger Clemens	LV	
Bob Welch	WA	24
1990 Nolan Ryan	NY	28
1991 Ramon Martinez	VN	24
1992 Roger Clemens	IA	28
1993 Curt Schilling	WA	27

ERA

1982 Jack Morris	AZ	2.68
1983 Eric Show	WA	2.53
1984 Nolan Ryan	CA	2.62
1985 Dwight Gooden	IL	2.49
1986 Dwight Gooden	VC	2.10
1987 Roger Clemens	LV	2.61
1988 Mike Soot	KY	3.31
1989 Don Robinson	WI	2.60
1990 John Smoltz	KY	2.17
1991 John Tudor	VN	2.51
1992 Nolan Ryan	LT	2.13
1993 Curt Schilling	WA	2.57

Winning Pct.

1982 Danny Darwin	MN	.724
1983 Joe Niekro	MN	.730
1984 Dave Righetti	MN	.815
1985 Dwight Gooden	IL	.810
1986 Tom Niedenzuer	AL	.800
1987 Eric King	LV	.759
1988 Dave Smith	AZ	.750
1989 Dennis Eckersley	NY	
Shawn Hillegas	AZ	.750
1990 Nolan Ryan	NY	.788
1991 Edwin Nunez	NY	.846
1992 Nolan Ryan	LT	.839
1993 Curt Schilling	WA	.771

Saves

1982 Rolie Fingers	WA	29
1983 Steve Bedrosian	TX	
Goose Gossage	MN	29
1984 Carlos Diaz	TX	31
1985 Bill Caudill	IL	26
1986 Goose Gossage	IC	27
1987 Tom Henke	NY	26
1988 Dave Smith	AZ	34
1989 Mark Davis	VC	30
1990 Todd Burns	KY	
David Wells	WA	23
1991 Dennis Eckersley	NY	37
1992 Bill Swift	AZ	33
1993 Mel Rojas	MU	28

Strikeouts

1982 Fernando Valenzuela	IL	353
1983 Bob Welch	WA	287
1984 Steve Carlton	CA	229
1985 Dwight Gooden	IL	278
1986 Dwight Gooden	VC	384
1987 Mike Soot	KY	385
1988 Mark Langston	WI	324
1989 Roger Clemens	LV	383
1990 Nolan Ryan	NY	457
1991 Nolan Ryan	NY	378
1992 Roger Clemens	IA	328
1993 David Cone	WA	324

Shut Outs

1982 Don Sutton	IL	6
1983 Bruce Kison	WA	
Steve Rogers	AZ	
Eric Show	WA	6
1984 LaMarr Hoyt	IL	6
1985 Mario Soto	AZ	6
1986 Dwight Gooden	VC	8
1987 Roger Clemens	LV	
Nolan Ryan	LV	7
1988 Bret Saberhagen	WI	
Eric Show	WA	4
1989 Jose Rijo	LV	6
1990 Chris Bosio	VC	7
1991 Sid Fernandez	JH	5
1992 Roger Clemens	IA	
Mike Morgan	GI	5
1993 Curt Schilling	WA	5

No Hit Games

1983 Fernando Valenzuela	IL vs WA
1991 Mark Gardner	VC at CA
1991 Bobby Witt	CA at ON
1991 Chris Nabholz	KY vs AL
1991 Jose DeJesus	ON vs VN
1993 Jaime Navarro	JH vs VN

CLUBS

100 / 100 Club*	
Three Timers	One Timers
Barry Bonds	Fred McGriff
Will Clark	Ken Griffey Jr.
Danny Tartabull	Cecil Fielder
Jose Canseco	Bo Jackson
Eric Davis	Howard Johnson
Darryl Strawberry	Rubeen Sierra
Andre Dawson	Gary Gaetti
Mike Schmidt	Juan Samuel
Dwight Evans	Jack Clark
Eddie Murray	Wade Boggs
	Paul Molitor
	Kevin Bass
Two Timers	
Mark McGwire	Don Mattingly
Pedro Guerrero	Hubie Brooks
Jim Rice	George Brett
	Cal Ripken
	Dave Winfield
	Dale Murphy

* Runs and RBI

The Pitcher's 100 Club					
	Wins		Saves		
Bob Welch	221	Jack Morris	124	Dave Smith	162
Nolan Ryan	192	Charlie Hough	117	Goose Gossage	149
Roger Clemens	171	Sid Fernandez	113	Dennis Eckerley	112
Dave Stieb	147	Eric Show	110	Tom Henke	111
Dwight Gooden	140	David Cone	106		
Fernando Valenzuela	133	Dennis Martinez	106		
Orel Hershiser	129	Tom Candiotti	104		

200 Hit Club		
Tony Gwynn (5)	Carney Lansford	George Brett
Alan Trammell (3)	Ricky Jordan	Bratt Butler
Andre Dawson (2)	Tony Fernandez	Harold Baines
Kirby Fucetti (2)	Paul Molitor	Bill Doran
Don Mattingly (2)	Pedro Guerrero	Dave Winfield
Wade Boggs (2)	Berito Santiago	Dan Gladden
Jim Rice (2)	Hubie Brooks	Dickie Thon
Julio Franco	Tim Lincecum	Lloyd Moseby
Ken Griffey Jr.	Steve Sax	Damaso Garcia
Eddie Murray	Willie McGee	Robin Yount
Barry Larkin	Flynn Sandberg	Willie Wilson
Will Clark		Rod Carew

Quad Club*	
Paul Molitor (3)	Luis Polonia
Juan Samuel (3)	Tony Gwynn
Robin Yount (2)	Tim Lincecum
Brady Anderson	Willie McGee
Deion Sanders	Flynn Sandberg
Felix Jose	Dan Gladden
Shawon Dunston	Kirk Gibson
Lonnie Smith	Darryl Strawberry
Barry Larkin	Dickie Thon
Joe Carter	Andre Dawson
Mike Greenwell	Larry Herndon

* Double digits in doubles, triples, homeruns, and steals

10 / 30 Club*
Barry Bonds '87, '91, '93
Jose Canseco '89, '91
Eric Davis '87, '88
Rickey Henderson '91
Darryl Strawberry '89
Andre Dawson '83

* Home Runs and Steals Base
** 40/40 club

