

**SALT LAKE**

**STRATO**

**LEAGUE**



**1992**

**YEARBOOK**

|              | FINAL STANDINGS |     |     |     | HOME |    |     | AWAY |    |     | VS EAST |    |     | VS WEST |    |     |
|--------------|-----------------|-----|-----|-----|------|----|-----|------|----|-----|---------|----|-----|---------|----|-----|
|              | W               | L   | PCT | GB  | W    | L  | PCT | W    | L  | PCT | W       | L  | PCT | W       | L  | PCT |
| EAST         |                 |     |     |     |      |    |     |      |    |     |         |    |     |         |    |     |
| WASHINGTON   | 98              | 64  | 604 | --- | 45   | 36 | 555 | 53   | 28 | 654 | 46      | 26 | 638 | 41      | 31 | 569 |
| ARIZONA      | 84              | 78  | 518 | 14  | 44   | 37 | 543 | 40   | 41 | 493 | 39      | 33 | 541 | 33      | 39 | 458 |
| VERNAL       | 79              | 83  | 487 | 19  | 40   | 41 | 493 | 39   | 42 | 481 | 38      | 34 | 527 | 34      | 38 | 472 |
| MALIBU       | 78              | 84  | 481 | 20  | 41   | 40 | 506 | 37   | 44 | 456 | 35      | 37 | 486 | 34      | 38 | 472 |
| NEW YORK     | 71              | 91  | 438 | 27  | 35   | 46 | 432 | 36   | 45 | 444 | 36      | 36 | 500 | 28      | 44 | 388 |
| ALBANY       | 62              | 100 | 382 | 36  | 37   | 44 | 456 | 25   | 56 | 308 | 22      | 50 | 305 | 32      | 40 | 444 |
|              |                 |     |     |     | HOME |    |     | AWAY |    |     | VS WEST |    |     | VS EAST |    |     |
| WEST         | W               | L   | PCT | GB  | W    | L  | PCT | W    | L  | PCT | W       | L  | PCT | W       | L  | PCT |
| LAKE TAHOE   | 101             | 61  | 623 | --- | 51   | 30 | 629 | 50   | 31 | 617 | 56      | 34 | 622 | 45      | 27 | 625 |
| IOWA         | 97              | 65  | 598 | 4   | 49   | 32 | 604 | 48   | 33 | 592 | 51      | 39 | 566 | 46      | 26 | 638 |
| EVANSTON     | 81              | 81  | 500 | 20  | 42   | 39 | 518 | 39   | 42 | 481 | 42      | 48 | 466 | 39      | 33 | 541 |
| GIRARD       | 78              | 84  | 481 | 23  | 40   | 41 | 493 | 38   | 43 | 469 | 39      | 51 | 433 | 39      | 33 | 541 |
| CALIFORNIA   | 74              | 88  | 456 | 27  | 43   | 38 | 530 | 31   | 50 | 382 | 48      | 42 | 533 | 26      | 46 | 361 |
| JACKSON HOLE | 69              | 93  | 425 | 32  | 34   | 47 | 419 | 35   | 46 | 432 | 35      | 55 | 388 | 34      | 38 | 472 |

QUALIFYING ROUND

IOWA 4 EVANSTON 1

ARIZONA 4 VERNAL 2

DIVISION CHAPIONSHIP

LAKE TAHOE 4 IOWA 2

WASHINGTON 4 ARIZONA 2

SLSOM CHAMPIONSHIP

WASHINGTON 4 LAKE TAHOE 2

MVP- DAVID CONE

| TEAM         | G   | AB   | R   | H    | 2B  | 3B | HR  | RBI | SO   | BB  | HB | S   | SF | GDP | SB  | CS | E   | PCT | OBA | SLG |
|--------------|-----|------|-----|------|-----|----|-----|-----|------|-----|----|-----|----|-----|-----|----|-----|-----|-----|-----|
| WASHINGTON   | 162 | 5563 | 873 | 1479 | 262 | 27 | 183 | 823 | 977  | 687 | 44 | 41  | 40 | 107 | 210 | 89 | 115 | 266 | 349 | 421 |
| IOWA         | 162 | 5727 | 790 | 1549 | 266 | 31 | 183 | 744 | 997  | 510 | 41 | 45  | 39 | 137 | 110 | 46 | 70  | 270 | 332 | 424 |
| MALIBU       | 162 | 5526 | 761 | 1483 | 263 | 59 | 128 | 715 | 895  | 542 | 33 | 140 | 56 | 96  | 163 | 42 | 89  | 268 | 334 | 407 |
| ARIZONA      | 162 | 5597 | 751 | 1496 | 290 | 44 | 131 | 708 | 911  | 548 | 22 | 47  | 51 | 101 | 219 | 57 | 116 | 267 | 332 | 405 |
| LAKE TAHOE   | 162 | 5485 | 739 | 1470 | 279 | 31 | 179 | 710 | 986  | 480 | 19 | 54  | 35 | 133 | 183 | 72 | 123 | 268 | 327 | 428 |
| GIRARD       | 162 | 5522 | 724 | 1451 | 191 | 30 | 166 | 653 | 930  | 534 | 23 | 60  | 45 | 135 | 123 | 42 | 102 | 263 | 328 | 398 |
| EVANSTON     | 162 | 5458 | 703 | 1415 | 247 | 43 | 166 | 660 | 975  | 420 | 43 | 41  | 34 | 109 | 160 | 56 | 96  | 259 | 315 | 412 |
| NEW YORK     | 162 | 5453 | 692 | 1365 | 237 | 39 | 188 | 652 | 951  | 540 | 57 | 92  | 37 | 137 | 131 | 56 | 138 | 250 | 322 | 412 |
| JACKSON HOLE | 162 | 5509 | 683 | 1410 | 278 | 38 | 164 | 618 | 964  | 434 | 23 | 97  | 17 | 82  | 121 | 51 |     | 256 | 312 | 410 |
| VERNAL       | 162 | 5610 | 668 | 1350 | 258 | 24 | 188 | 636 | 1045 | 518 | 34 | 34  | 24 | 113 | 156 | 46 | 126 | 241 | 307 | 396 |
| ALBANY       | 162 | 5556 | 660 | 1368 | 242 | 39 | 148 | 623 | 906  | 548 | 35 | 47  | 47 | 109 | 153 | 68 | 137 | 246 | 315 | 384 |
| CALIFORNIA   | 162 | 5520 | 607 | 1311 | 280 | 40 | 150 | 564 | 1001 | 483 | 45 | 40  | 28 | 141 | 220 | 83 | 81  | 238 | 303 | 384 |


| TEAM         | ERA  | W   | L   | PCT | SV | G   | GS  | CG | GF  | IP      | H    | R   | ER  | HR  | BB  | SO   | SH | BK | WP |        |
|--------------|------|-----|-----|-----|----|-----|-----|----|-----|---------|------|-----|-----|-----|-----|------|----|----|----|--------|
| LAKE TAHOE   | 3.12 | 101 | 61  | 623 | 42 | 162 | 162 | 42 | 120 | 1455.67 | 1184 | 577 | 505 | 132 | 608 | 1175 | 10 | 12 | 32 | DP-123 |
| IOWA         | 3.51 | 97  | 65  | 599 | 28 | 162 | 165 | 54 | 107 | 1479.67 | 1267 | 615 | 577 | 147 | 556 | 1070 | 11 | 6  | 60 | DP-151 |
| CALIFORNIA   | 3.60 | 74  | 88  | 457 | 20 | 162 | 162 | 72 | 90  | 1477.67 | 1404 | 643 | 591 | 154 | 501 | 998  | 13 | 4  | 46 | DP-123 |
| EVANSTON     | 3.75 | 81  | 81  | 500 | 32 | 162 | 162 | 43 | 112 | 1465.33 | 1418 | 668 | 610 | 144 | 459 | 928  | 6  | 3  | 41 | DP-107 |
| VERNAL       | 3.91 | 79  | 83  | 488 | 30 | 162 | 162 | 46 | 104 | 1448.33 | 1368 | 708 | 629 | 180 | 479 | 979  | 3  | 14 | 29 | DP-130 |
| GIRARD       | 3.99 | 78  | 84  | 481 | 31 | 162 | 162 | 31 | 130 | 1454.00 | 1463 | 711 | 644 | 170 | 459 | 908  | 11 | 5  | 37 | DP- 99 |
| WASHINGTON   | 4.22 | 98  | 64  | 605 | 34 | 162 | 162 | 58 | 104 | 1461.33 | 1515 | 734 | 685 | 151 | 496 | 949  | 4  | 5  | 58 | DP-153 |
| ARIZONA      | 4.09 | 84  | 78  | 519 | 37 | 162 | 162 | 47 | 115 | 1455.00 | 1465 | 740 | 661 | 160 | 495 | 871  | 4  | 11 | 59 | DP-124 |
| MALIBU       | 4.26 | 78  | 84  | 481 | 25 | 162 | 162 | 49 | 111 | 1453.67 | 1462 | 744 | 688 | 164 | 534 | 932  | 4  | 17 | 67 | DP-148 |
| JACKSON HOLE | 4.45 | 70  | 93  | 429 | 32 | 162 | 162 | 27 | 0   | 1439.00 | 1484 | 799 | 711 | 157 | 567 | 877  | 7  | 4  | 26 |        |
| NEW YORK     | 4.51 | 71  | 91  | 438 | 39 | 162 | 162 | 14 | 148 | 1448.67 | 1585 | 822 | 726 | 180 | 491 | 829  | 3  | 5  | 26 | DP-107 |
| ALBANY       | 4.72 | 62  | 100 | 383 | 24 | 162 | 162 | 42 | 120 | 1459.67 | 1489 | 869 | 766 | 213 | 655 | 1089 | 7  | 19 | 49 | DP-120 |

1992 was another terrific year for the Salt Lake Strato League. The league added a twelfth member, crowned a new champion, had some record setting play, and kicked off a new decade of fun.

Kim Peterson joined the SLSL as manager of the Malibu Wave. Malibu's gain was Kentucky's loss. Not that the Kentucky franchise was taken over by Kim. Rather, the Arizona Heat became the Malibu Wave. And the Kentucky K-Nines became the Arizona Heat. That's life in Strato. Kim's enthusiasm was a shot in the arm for our already thriving league. Kim's creativity and long years of isolated S-O-M experience left us all with wonderful newsletter articles and images of Strat as real life. Kim also reinvigorated the trading spirit of the league. With Kim, Ochi and Dennis in the league, there is always a trade to be made or talks to be had.

Both Ochi and Dennis made impressive use of their trading ability in their team's playoff runs. "Trader" Mike brought some veteran talent and an experienced coach together, and turned a pre-season cellar dweller into a play-off Cinderella story. The Evanston Equine bucked the popular "youth" trend and rode the backs of Don Mattingly, Ryne Sandberg and Scott Sanderson. This combination was complimented by the choice of Jay Blain as coach for the team. The mixture worked to the tune of an 81-81 season and a birth in the West playoffs.

Dennis, on the other hand, dismissed his team's proxy coach and took the reigns. Savvy trading and his experienced coaching led the team not only out of Vancouver and into Lake Tahoe, but out of the league's basement and into the penthouse. The Dealers worst to first season marked the largest single season turn around in league history (a remarkable 36 win improvement).



Andre Dawson joined the "veteran brigade" that lead Evanston to the playoffs.


Lake Tahoe and Evanston joined reigning champ, Iowa in the Western division playoffs. Evanston's Cinderella express proved no match for the more experienced Iowa Humidity falling 4 games to 1 in the first round. The long awaited Humidity-Dealers match-up marked the first ever play-off meeting between Rick and Dennis. The contest was as exciting as expected with the Dealers prevailing 4-2.

Lake Tahoe's visit to the Championship series marked Dennis' third such trip (two championships with Las Vegas), and matched him against Mike H. (his fifth final) in a first ever championship showdown for the two. Washington managed their way to the finals by besting the K-Nines in a six-game series. The 'Nines knocking Vernal out in the first round.

The championship series matched the league's best pitching staff, Lake Tahoe against the league's best offense, Washington. After a chess match of low scoring, close games, the Washington Generals walked away with their first ever Championship. And, although it was Mike's second ('88 Vancouver), it marked the tenth different league champion in eleven years.

Washington's success was due in large part to league MVP Jose Canseco. Canseco recorded the third 50+ homer, 150+ RBI season in league history. And is the first player to do it twice (also in '90). He is also the first multiple league MVP, having won it in 1989. Joining Canseco as a multiple winner is Nolan Ryan. Ryan won Pitcher of the Year honors behind a league best 2.13 ERA and 25 victories. Ryan previously won the award in 1990. Rookie of the Year honor went to Iowa's Chito Martinez.

But the most impressive post-season honor must be that of Manager of the Year. Jay Blain was awarded Manager of the Year. His award however was not for the 79 win performance of his Vernal Equinox. It was for the remarkable success of the Evanston Equine. Jay's coaching was deemed by many to be the key ingredient in the team's success. And this honor is truly unique in the history of our league.



Jose Canseco "bashed" his way to league MVP and lead the Washington Generals to the title.

Salt Lake Strato League

Salt Lake Strato League

Salt Lake Strato League

Other notable accomplishments during the season include: a third batting title by Arizona's Tony Gwynn, a second consecutive stolen base title by Otis Nixon, a second best all-time 28 win season by Roger Clemens (along with a strikeout and shut-out mark), Bill Swift's 33 saves, and Girard's Mike Morgan with 5 shut-outs. Team single season records were posted by Jackson Hole with a record fewest 82 double plays ground into, and the selfless Malibu Wave recording a remarkable 140 sacrifice hits *and* 56 sacrifice flies. On defense, the Dealers allowed a record fewest 1184 hits, and the Humidity committed only 70 errors. Records of futility were registered by Vernal with only 24 triples, Jackson Hole hit a meager 17 sacrifice flies and New York posted an anemic 14 complete games.

The Salt Lake Strato League began its first decade with seven teams, seven coaches and struggled through some growing pains. The second decade has twelve teams, twelve coaches and an efficient and entertaining operation. For Steve, Jay and Mike (the only remnants of the first season) its been a long and fruitful experience. For Doug, who nursed it through the worst of times, its been an aggravation and a joy. For Dennis, Roger, and Craig its been a distraction, both good and bad. For Rick, Ochi, Mark, Paul, and Kim its just beginning to get good.

## COMMISH'S CORNER

Well, 1992 has come and gone. It is hard to believe we have been at this for eleven years as a league; seven of which have been play by mail. I did a little research to find out how our teams have done since going to the play by mail format. You can see the graphs of each team on the following page. Here are the accumulative records for the last five years:

| TEAM                   | W   | L   | PCT  | average place | times in playoffs |
|------------------------|-----|-----|------|---------------|-------------------|
| Las Vegas/ Iowa        | 473 | 337 | .584 | 1.6           | 5                 |
| Washington             | 470 | 340 | .580 | 1.6           | 5                 |
| Vancouver/Lake Tahoe   | 439 | 371 | .542 | 2.4           | 4                 |
| New York               | 426 | 384 | .526 | 2.6           | 4                 |
| Vernal                 | 425 | 385 | .525 | 3.4           | 3                 |
| Arizona /Malibu        | 416 | 394 | .514 | 3.0           | 3                 |
| Kentucky/Arizona       | 405 | 405 | .500 | 3.2           | 2                 |
| California             | 382 | 428 | .472 | 4.4           | 1                 |
| Iowa City/Jackson Hole | 384 | 446 | .449 | 4.6           | 1                 |
| Albany                 | 363 | 447 | .448 | 4.6           | 1                 |
| Wisconsin/Evanston     | 356 | 454 | .440 | 5.4           | 1                 |
| Hawaii/Girard          | 339 | 471 | .419 | 5.2           | 0                 |

So much for the distant past. Last year was probably our most successful year. I could only find one year, 1987, in which we completed all the games by the third week of October. We had our share of controversy, but that only makes for an interesting season. I appreciate all that you have done to make this past season a success.

Congratulations go to Mike for his league championship. It is about time the Generals won the whole thing. They have been one of the top teams year in and year out. Washington had the Eastern Division wrapped up from day one; the West on the other hand was a hard fought battle between Lake Tahoe and Iowa. The West always seems to be a two team race between Las Vegas/Iowa and Vancouver/Lake Tahoe, skipping last year of course.

Jose Canseco became the first two-time MVP and Nolan Ryan became a two-time Pitcher of the Year. Ryan also was pitcher of the month three of the six months of the season. He is certainly glad that New York traded him to Lake Tahoe.

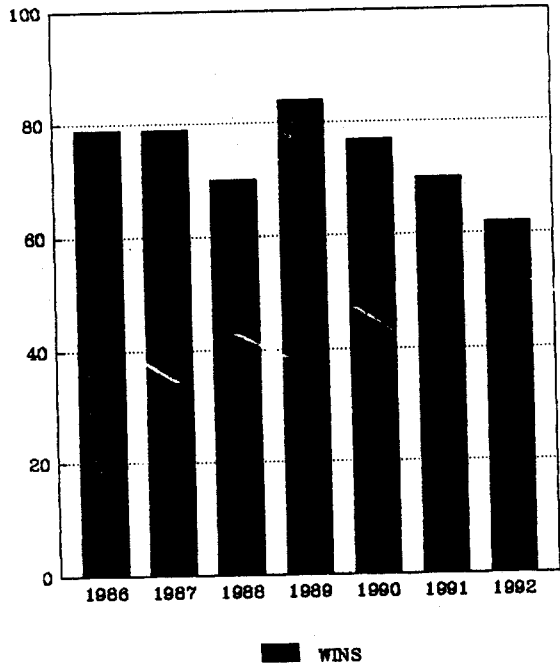
I do not recall an All-Star ballot as close as we had this year. All the races except for short, third and outfield came down to the last two ballots. At firstbase, Fielder went from fourth to first in the last three ballots that were cast. I think that this closeness is good for the league.

Kim was a definite welcome to the league. He always contributed to the league newsletter with his great press releases and humorous tidbits. It is nice to have those creative juices in our league. I would encourage all manager to send a press release about their team at least every other month as a minimum. I think it really adds to the entertainment value of the newsletter.

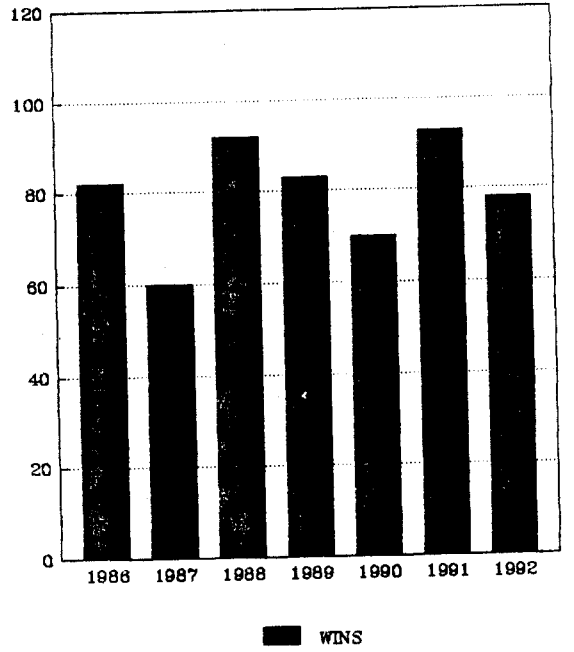
I still would like to do a lifetime yearbook, maybe this summer I will be able to work on it. At present I have each player and which team they played for year by year, now I just have to put in the stats. I did my teams career stats from 1983 to 1992, it was quite interesting. Steve is working on a similar thing for his two teams; I look forward to the results.

I hope that 1993 will be as successful as 1992 was, even more so. Good luck in 1993.

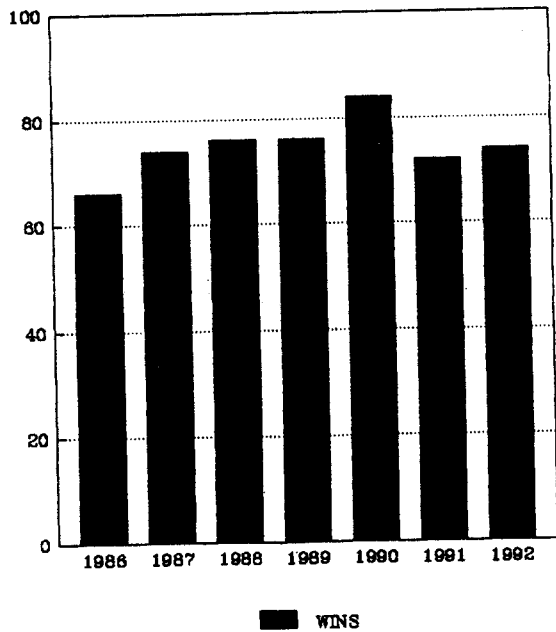
### ALBANY EMPIRE



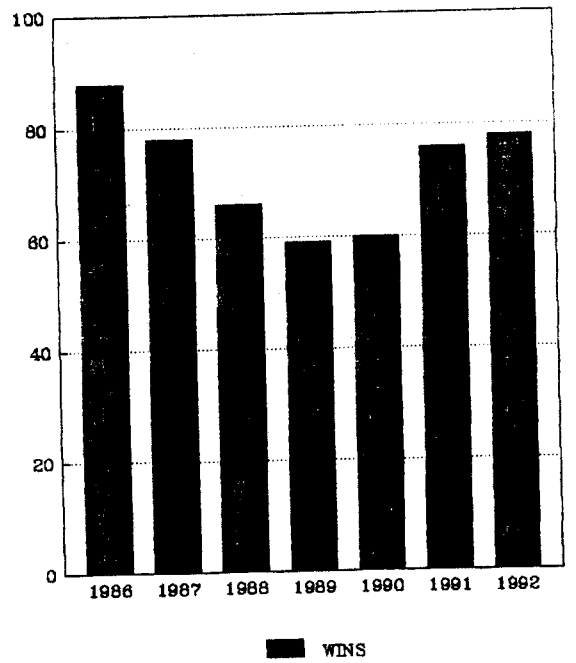
### ARIZONA HEAT/MALIBU WAVE ARIZONA 1986-91; MALIBU 1992



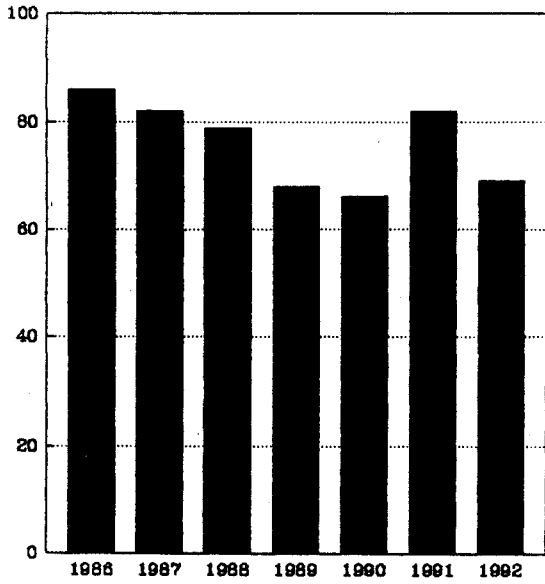
### CALIFORNIA GOLDEN DRAGONS



### HAWAII DIAMONDS/GIRARD EARTHSHAKERS HAWAII 1986-90; GIRARD 1991-92



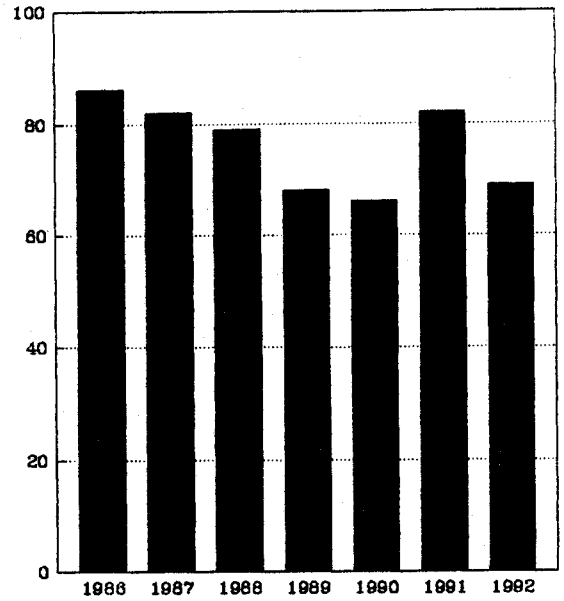
IOWA CITY LIGHTNING/ OGDEN ODDS/  
JACKSON HOLE GUIDES



■ WINS

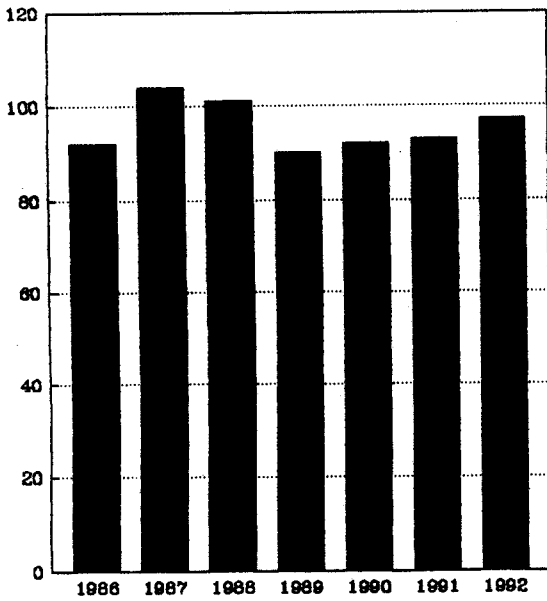
IOWA 86-89; OGDEN 90; JACKSON 91-92

KENTUCKY K-9/ ARIZONA HEAT  
KENTUCKY 1986-91; ARIZONA 1992



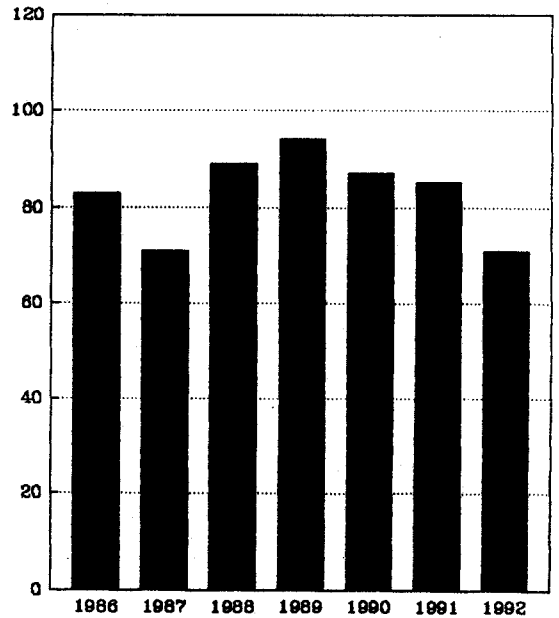
■ WINS

LAS VEGAS SILVERSOX/ IOWA TOP SOIL  
LAS VEGAS 1986-89; IOWA 1990-92



■ WINS

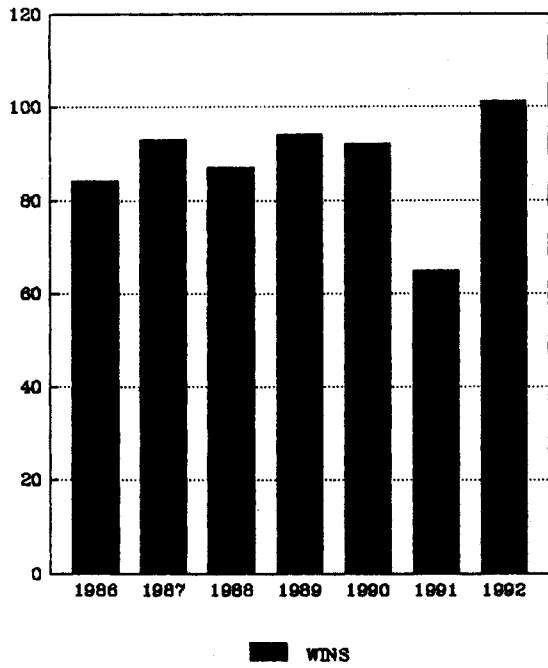
NEW YORK KNIGHTS



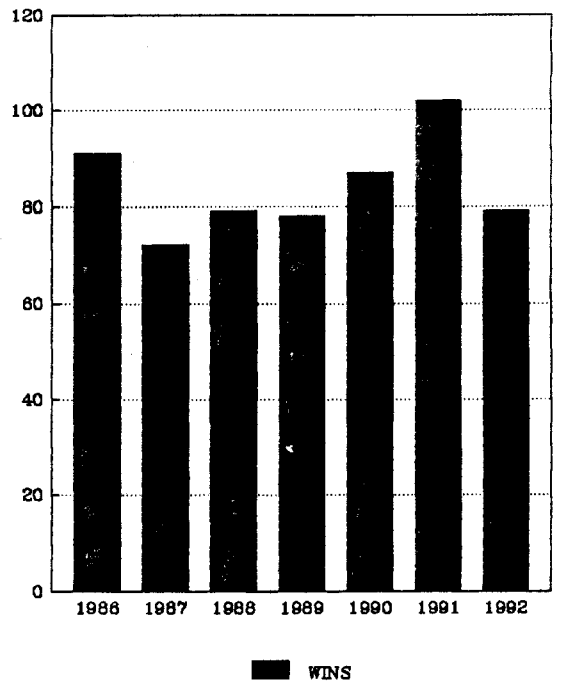
■ WINS



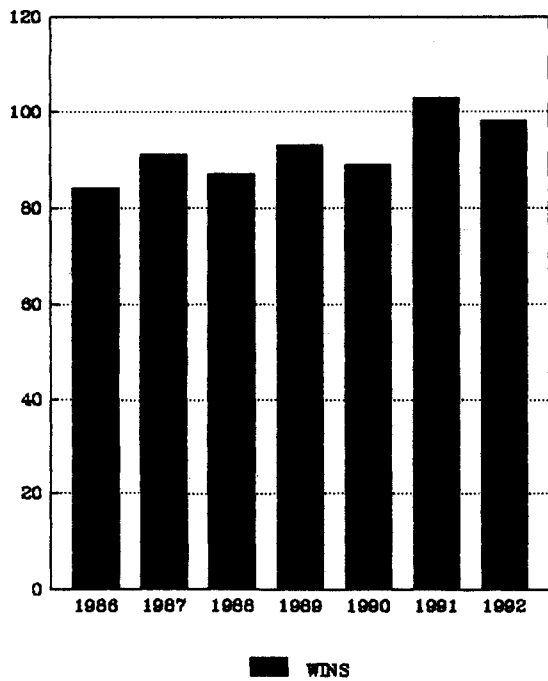
VANCOUVER MOUNTIES/ LAKE TAHOE DEALE  
VANCOUVER 1986-90; LAKE TAHOE 1991-92



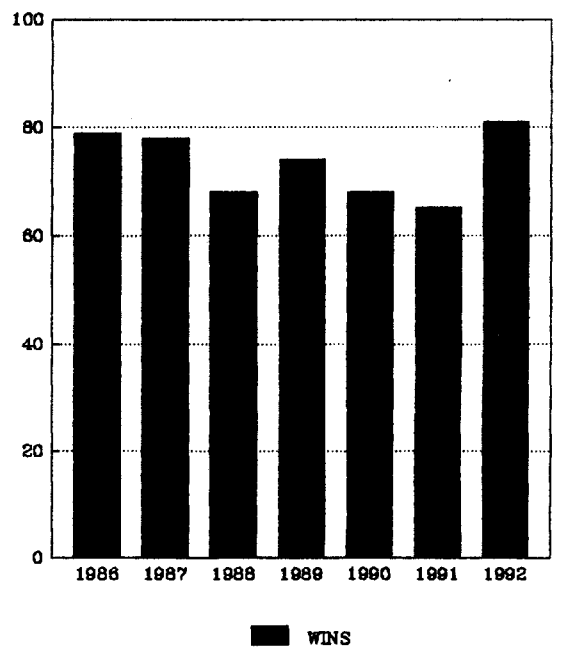
VERNAL EQUINOX



WASHINGTON GENERALS



WISCONSIN ROCK/ ONTARIO OWLS/  
EVANSTON EQUINE



ROCK 86-89, OWLS 90-91; EQUINE 92

## BATTING LEADERS

### Batting Avg. (min.480 PA)

|                  |    |      |
|------------------|----|------|
| GWYNN, TONY      | AZ | .332 |
| GRIFFEY, KEN     | LT | .324 |
| FRANCO, JULIO    | CA | .324 |
| PALMEIRO, RAFAEL | LT | .316 |
| THOMPSON, MILT   | LT | .313 |
| JOYNER, WALLY    | MU | .307 |
| BELLE, ALBERT    | EV | .304 |
| TARTABULL, DANNY | JH | .298 |
| MORRIS, HAL      | JH | .298 |
| PENDLETON, TERRY | LT | .296 |
| BOGGS, WADE      | IA | .293 |
| SABO, CHRIS      | MU | .292 |
| SIERRA, REUBEN   | MU | .292 |
| BUTLER, BRETT    | GI | .291 |
| THOMAS, FRANK    | MU | .291 |

### On Base Pct. (480PA min.)

|                  |    |      |
|------------------|----|------|
| THOMAS, FRANK    | MU | .410 |
| WHITAKER, LOU    | IA | .383 |
| FRANCO, JULIO    | CA | .381 |
| SMITH, OZZIE     | WA | .377 |
| JOYNER, WALLY    | MU | .377 |
| PHILLIPS, TONY   | GI | .374 |
| BONDS, BARRY     | WA | .373 |
| BUTLER, BRETT    | GI | .373 |
| GWYNN, TONY      | AZ | .372 |
| GRIFFEY, KEN     | VC | .370 |
| DYKSTRA, LENNY   | MU | .366 |
| RANDOLPH, WILLIE | NY | .366 |
| PALMEIRO, RAFAEL | VC | .365 |
| MORRIS, HAL      | JH | .363 |
| THOMPSON, MILT   | VC | .360 |

### Slugging Pct. (480PA min)

|                  |    |      |
|------------------|----|------|
| CANSECO, JOSE    | WA | .627 |
| TARTABULL, DANNY | JH | .589 |
| BELLE, ALBERT    | EV | .574 |
| GRIFFEY, KEN     | VC | .531 |
| JOHNSON, HOWARD  | AZ | .518 |
| MITCHELL, KEVIN  | NY | .511 |
| MCGRIFF, FRED    | VN | .508 |
| CLARK, WILL      | AZ | .502 |
| WILLIAMS, MATT   | EV | .502 |
| THOMAS, FRANK    | MU | .499 |
| FIELDER, CECIL   | GI | .499 |
| DAVIS, CHILI     | GI | .491 |
| BAINES, HAROLD   | VN | .489 |
| SABO, CHRIS      | MU | .485 |
| RIPKEN, CAL      | IA | .483 |

### Games Played

|                    |    |     |
|--------------------|----|-----|
| RIPKEN, CAL        | IA | 162 |
| GRIFFEY, KEN       | LT | 162 |
| FIELDER, CECIL     | GI | 162 |
| COLE, ALEX         | EV | 162 |
| STRAWBERRY, DARRYL | AL | 162 |
| WALKER, LARRY      | IA | 161 |
| MCGRIFF, FRED      | VN | 161 |
| SABO, CHRIS        | MU | 161 |
| BAERGA, CARLOS     | AL | 161 |
| CLARK, WILL        | AZ | 160 |
| PECOTA, BILL       | VN | 160 |
| BUECHELE, STEVE    | CA | 160 |
| NIXON, OTIS        | AZ | 159 |
| FRANCO, JULIO      | CA | 159 |
| SMITH, OZZIE       | WA | 159 |

### At Bats

|                  |    |     |
|------------------|----|-----|
| RIPKEN, CAL      | IA | 665 |
| NIXON, OTIS      | AZ | 661 |
| FRANCO, JULIO    | CA | 658 |
| SMITH, OZZIE     | WA | 654 |
| GRIFFEY, KEN     | LT | 648 |
| WALKER, LARRY    | IA | 644 |
| BUTLER, BRETT    | GI | 642 |
| WILLIAMS, MATT   | EV | 641 |
| ALOMAR, ROBERTO  | JH | 634 |
| CLARK, WILL      | AZ | 631 |
| FIELDER, CECIL   | GI | 630 |
| DYKSTRA, LENNY   | MU | 628 |
| MCGEE, WILLIE    | VN | 627 |
| TARTABULL, DANNY | JH | 627 |
| BELLE, ALBERT    | EV | 624 |

### Hits

|                  |    |     |
|------------------|----|-----|
| GWYNN, TONY      | AZ | 214 |
| FRANCO, JULIO    | CA | 213 |
| GRIFFEY, KEN     | LT | 210 |
| BELLE, ALBERT    | EV | 190 |
| TARTABULL, DANNY | JH | 187 |
| BUTLER, BRETT    | GI | 187 |
| SMITH, OZZIE     | WA | 187 |
| RIPKEN, CAL      | IA | 186 |
| ALOMAR, ROBERTO  | JH | 182 |
| SABO, CHRIS      | MU | 181 |
| NIXON, OTIS      | AZ | 181 |
| PALMEIRO, RAFAEL | LT | 180 |
| SIERRA, REUBEN   | MU | 179 |
| CLARK, WILL      | AZ | 179 |
| COLE, ALEX       | EV | 174 |

### Doubles

|                  |    |    |
|------------------|----|----|
| TARTABULL, DANNY | JH | 50 |
| BONILLA, BOBBY   | AZ | 48 |
| WHITE, DEVON     | CA | 46 |
| GRIFFEY, KEN     | LT | 46 |
| PALMEIRO, RAFAEL | LT | 46 |
| CLARK, WILL      | AZ | 43 |
| ALOMAR, ROBERTO  | JH | 43 |
| BOGGS, WADE      | IA | 42 |
| ZEILE, TODD      | VN | 40 |
| CANSECO, JOSE    | WA | 38 |
| SABO, CHRIS      | MU | 38 |
| MILLER, KEITH    | AZ | 37 |
| JOHNSON, HOWARD  | AZ | 37 |
| MACK, SHANE      | JH | 37 |
| SIERRA, REUBEN   | MU | 37 |
| KRUK, JOHN       | AL | 37 |

### Triples

|                  |    |    |
|------------------|----|----|
| DYKSTRA, LENNY   | MU | 12 |
| HAMILTON, DARYL  | IA | 11 |
| DUNSTON, SHAWON  | MU | 10 |
| JOSE, FELIX      | NY | 10 |
| FERNANDEZ, TONY  | VN | 9  |
| WHITE, DEVON     | CA | 9  |
| GWYNN, TONY      | AZ | 9  |
| THOMPSON, MILT   | LT | 8  |
| GRISSOM, MARQUIS | NY | 8  |
| PUCKETT, KIRBY   | CA | 7  |
| SPIERS, BILLY    | AZ | 7  |
| BELL, JAY        | EV | 7  |
| FINLEY, STEVE    | AL | 7  |
| MCGEE, WILLIE    | VN | 7  |
| CLARK, WILL      | AZ | 7  |
| ALOMAR, ROBERTO  | JH | 7  |
| WILLIAMS, MATT   | EV | 7  |

### Home Runs

|                    |    |    |
|--------------------|----|----|
| CANSECO, JOSE      | WA | 56 |
| MCGRIFF, FRED      | VN | 47 |
| FIELDER, CECIL     | GI | 47 |
| MITCHELL, KEVIN    | NY | 45 |
| WILLIAMS, MATT     | EV | 43 |
| BELLE, ALBERT      | EV | 42 |
| TARTABULL, DANNY   | JH | 40 |
| JOHNSON, HOWARD    | AZ | 39 |
| DAVIS, CHILI       | GI | 36 |
| STRAWBERRY, DARRYL | AL | 36 |
| MARTINEZ, CHITO    | IA | 35 |
| RIPKEN, CAL        | IA | 33 |
| MACFARLANE, MIKE   | CA | 31 |
| BAINES, HAROLD     | VN | 29 |
| VENTURA, ROBIN     | GI | 28 |
| GRIFFEY, KEN       | LT | 28 |

## BATTING LEADERS

### Runs

|                  |    |     |
|------------------|----|-----|
| CANSECO, JOSE    | WA | 123 |
| DYKSTRA, LENNY   | MU | 117 |
| SMITH, OZZIE     | WA | 114 |
| BONDS, BARRY     | WA | 109 |
| GRIFFEY, KEN     | LT | 105 |
| FIELDER, CECIL   | GI | 103 |
| CLARK, WILL      | AZ | 103 |
| MCGRIFF, FRED    | VN | 102 |
| TARTABULL, DANNY | JH | 101 |
| BUTLER, BRETT    | GI | 99  |
| RIPKEN, CAL      | IA | 99  |
| WILLIAMS, MATT   | EV | 95  |
| JOHNSON, HOWARD  | AZ | 93  |
| THOMAS, FRANK    | MU | 92  |
| COLE, ALEX       | EV | 92  |
| ALOMAR, ROBERTO  | JH | 92  |

### Runs Batted In

|                    |    |     |
|--------------------|----|-----|
| CANSECO, JOSE      | WA | 150 |
| FIELDER, CECIL     | GI | 132 |
| TARTABULL, DANNY   | JH | 123 |
| RIPKEN, CAL        | IA | 120 |
| BELLE, ALBERT      | EV | 119 |
| THOMAS, FRANK      | MU | 118 |
| MITCHELL, KEVIN    | NY | 116 |
| JOHNSON, HOWARD    | AZ | 115 |
| GRIFFEY, KEN       | LT | 115 |
| MCGRIFF, FRED      | VN | 112 |
| CLARK, WILL        | AZ | 112 |
| BONDS, BARRY       | WA | 101 |
| WILLIAMS, MATT     | EV | 100 |
| MARTINEZ, CHITO    | IA | 91  |
| STRAWBERRY, DARRYL | AL | 91  |
| SABO, CHRIS        | MU | 91  |

### Stolen Bases

|                   |    |    |
|-------------------|----|----|
| NIXON, OTIS       | AZ | 98 |
| HENDERSON, RICKEY | LT | 77 |
| GRISSOM, MARQUIS  | NY | 67 |
| DYKSTRA, LENNY    | MU | 63 |
| FRANCO, JULIO     | CA | 56 |
| COLE, ALEX        | EV | 56 |
| WHITE, DEVON      | CA | 54 |
| FINLEY, STEVE     | AL | 45 |
| RAINES, TIM       | IA | 38 |
| SMITH, OZZIE      | WA | 38 |
| LANKFORD, RAY     | AZ | 37 |
| BONDS, BARRY      | WA | 37 |
| ALOMAR, ROBERTO   | JH | 36 |
| LARKIN, BARRY     | CA | 35 |
| DESHEILDS, DELANO | WA | 33 |

### Base On Ball

|                    |    |     |
|--------------------|----|-----|
| THOMAS, FRANK      | MU | 116 |
| WHITAKER, LOU      | IA | 100 |
| HENDERSON, RICKEY  | LT | 99  |
| TETTLETON, MICKEY  | LT | 98  |
| SMITH, OZZIE       | WA | 97  |
| BONILLA, BOBBY     | AZ | 95  |
| STRAWBERRY, DARRYL | AL | 95  |
| MCGRIFF, FRED      | VN | 95  |
| DYKSTRA, LENNY     | MU | 93  |
| BONDS, BARRY       | WA | 91  |
| DAVIS, CHILI       | GI | 87  |
| BUTLER, BRETT      | GI | 87  |
| JOHNSON, HOWARD    | AZ | 85  |
| JUSTICE, DAVE      | JH | 83  |
| RANDOLPH, WILLIE   | NY | 77  |

### Strike Outs

|                    |    |     |
|--------------------|----|-----|
| MCGRIFF, FRED      | VN | 176 |
| WALKER, LARRY      | IA | 171 |
| CANSECO, JOSE      | WA | 168 |
| WILLIAMS, MATT     | EV | 164 |
| FIELDER, CECIL     | GI | 161 |
| TARTABULL, DANNY   | JH | 156 |
| STRAWBERRY, DARRYL | AL | 153 |
| WHITE, DEVON       | CA | 151 |
| BELLE, ALBERT      | EV | 149 |
| MACK, SHANE        | JH | 143 |
| MACFARLANE, MIKE   | CA | 142 |
| TETTLETON, MICKEY  | LT | 139 |
| THOMAS, FRANK      | MU | 139 |
| DAVIS, CHILI       | GI | 133 |
| JOHNSON, HOWARD    | AZ | 132 |

### GIDP

|                  |    |    |
|------------------|----|----|
| VENTURA, ROBIN   | GI | 27 |
| MACFARLANE, MIKE | CA | 23 |
| BAINES, HAROLD   | VN | 22 |
| BONILLA, BOBBY   | AZ | 22 |
| SIERRA, REUBEN   | MU | 22 |
| JOSE, FELIX      | NY | 20 |
| SANDBERG, RYNE   | EV | 20 |
| PENDLETON, TERRY | LT | 20 |
| DAVIS, CHILI     | GI | 19 |
| MITCHELL, KEVIN  | NY | 19 |
| RIPKEN, CAL      | IA | 19 |
| BOGGS, WADE      | IA | 18 |
| KRUK, JOHN       | AL | 18 |
| SABO, CHRIS      | MU | 17 |
| GRIFFEY, KEN     | LT | 17 |

**Salt Lake Strato League**

**Baseball 1992**

## PITCHING LEADERS

### ERA

|                  |    |      |
|------------------|----|------|
| RYAN, NOLAN      | LT | 2.13 |
| CLEMENS, ROGER   | IA | 2.51 |
| WEGMAN, BILL     | CA | 2.89 |
| BELCHER, TIM     | AZ | 3.09 |
| BENES, ANDY      | LT | 3.19 |
| HARRIS, GREG W.  | EV | 3.44 |
| HILL, KEN        | CA | 3.48 |
| HARNISCH, PETE   | LT | 3.57 |
| HERSHISER, OREL  | MU | 3.63 |
| MORGAN, MIKE     | GI | 3.64 |
| RIJO, JOSE       | VN | 3.65 |
| SWINDELL, GREG   | VN | 3.65 |
| SANDERSON, SCOTT | EV | 3.69 |
| SABERHAGEN, BRET | CA | 3.72 |
| BOSIO, CHRIS     | EV | 3.78 |

### Wins

|                  |    |    |
|------------------|----|----|
| CLEMENS, ROGER   | IA | 28 |
| RYAN, NOLAN      | LT | 25 |
| CANDIOTTI, TOM   | WA | 25 |
| CONE, DAVID      | WA | 23 |
| BELCHER, TIM     | AZ | 21 |
| TAPANI, KEVIN    | AZ | 21 |
| MARTINEZ, DENNIS | WA | 21 |
| MCDOWELL, JACK   | IA | 21 |
| MORGAN, MIKE     | GI | 20 |
| HARNISCH, PETE   | LT | 20 |
| WEGMAN, BILL     | CA | 18 |
| APPIER, KEVIN    | EV | 18 |
| GREENE, TOMMY    | MU | 17 |
| SANDERSON, SCOTT | EV | 17 |

### Complete Games

|                  |    |    |
|------------------|----|----|
| CLEMENS, ROGER   | LT | 31 |
| HURST, BRUCE     | CA | 20 |
| CONE, DAVID      | WA | 20 |
| CANDIOTTI, TOM   | WA | 19 |
| SABERHAGEN, BRET | CA | 17 |
| BELCHER, TIM     | AZ | 17 |
| MORGAN, MIKE     | GI | 17 |
| MADDUX, GREG     | AL | 17 |
| WEGMAN, BILL     | CA | 16 |
| TAPANI, KEVIN    | AZ | 16 |
| MARTINEZ, DENNIS | WA | 16 |
| GLAVINE, TOM     | MU | 16 |
| RYAN, NOLAN      | LT | 15 |
| GREENE, TOMMY    | MU | 14 |
| MCDOWELL, JACK   | IA | 14 |
| MARTINEZ, RAMON  | VN | 14 |

### Games

|                   |    |     |
|-------------------|----|-----|
| HENKE, TOM        | NY | 102 |
| GOSSAGE, GOOSE    | NY | 97  |
| WARD, DUANE       | GI | 95  |
| INNIS, JEFF       | IA | 83  |
| BELINDA, STAN     | EV | 75  |
| FARR, STEVE       | JH | 72  |
| FROHWIRTH, TODD   | GI | 71  |
| ECKERSLEY, DENNIS | NY | 70  |
| HABYAN, JOHN      | JH | 69  |
| FREEMAN, MARVIN   | AZ | 67  |
| GRAY, JEFF        | EV | 65  |
| HILLEGAS, SHAWN   | VN | 64  |
| TERRY, SCOTT      | NY | 63  |
| AGUILERA, RICK    | IA | 63  |
| MADDUX, MIKE      | MU | 62  |

### Losses

|                 |    |    |
|-----------------|----|----|
| HURST, BRUCE    | CA | 22 |
| GLAVINE, TOM    | MU | 22 |
| MADDUX, GREG    | AL | 21 |
| MARTINEZ, RAMON | VN | 20 |
| LANGSTON, MARK  | AL | 19 |
| BOSIO, CHRIS    | EV | 18 |
| CASTILLO, FRANK | GI | 18 |
| MORGAN, MIKE    | GI | 17 |
| GREENE, TOMMY   | MU | 17 |
| HARNISCH, PETE  | LT | 16 |
| WILSON, TREVOR  | EV | 16 |
| ERICKSON, SCOTT | JH | 16 |

### Shut Outs

|                |    |   |
|----------------|----|---|
| CLEMENS, ROGER | IA | 5 |
| MORGAN, MIKE   | GI | 5 |
| HILL, KEN      | CA | 3 |
| WEGMAN, BILL   | CA | 3 |
| BENES, ANDY    | LT | 3 |
| APPIER, KEVIN  | EV | 3 |

### Innings Pitched

|                  |    |        |
|------------------|----|--------|
| CLEMENS, ROGER   | IA | 359.87 |
| CANDIOTTI, TOM   | WA | 321.00 |
| MORGAN, MIKE     | GI | 313.67 |
| MARTINEZ, DENNIS | WA | 310.67 |
| MADDUX, GREG     | AL | 307.67 |
| SANDERSON, SCOTT | EV | 307.00 |
| MARTINEZ, RAMON  | VN | 306.67 |
| HARNISCH, PETE   | LT | 305.00 |
| HURST, BRUCE     | CA | 304.67 |
| BELCHER, TIM     | AZ | 302.67 |
| CONE, DAVID      | WA | 300.00 |
| RIJO, JOSE       | VN | 293.67 |
| GLAVINE, TOM     | MU | 292.33 |
| GREENE, TOMMY    | MU | 289.33 |
| BOSIO, CHRIS     | EV | 288.33 |

### Winning Pct. (12 dec.)

|                  |    |      |
|------------------|----|------|
| RYAN, NOLAN      | LT | .933 |
| BERENGUER, JUAN  | VN | .750 |
| CLEMENS, ROGER   | IA | .718 |
| MCDOWELL, JACK   | IA | .700 |
| CANDIOTTI, TOM   | WA | .676 |
| CONE, DAVID      | WA | .657 |
| WEGMAN, BILL     | CA | .621 |
| BELCHER, TIM     | AZ | .618 |
| MARTINEZ, DENNIS | WA | .618 |
| TAPANI, KEVIN    | AZ | .600 |
| HARRIS, GREG W.  | EV | .600 |
| KEY, JIMMY       | JH | .600 |
| AGUILERA, RICK   | IA | .600 |
| DIBBLE, ROB      | AL | .583 |
| HERSHISER, OREL  | MU | .577 |
| HENKE, TOM       | NY | .577 |

### Saves

|                  |    |    |
|------------------|----|----|
| SWIFT, BILL      | AZ | 33 |
| HENKE, TOM       | NY | 32 |
| HARVEY, BRYAN    | LT | 30 |
| FARR, STEVE      | JH | 18 |
| AGUILERA, RICK   | IA | 17 |
| MONTGOMERY, JEFF | CA | 13 |
| WILLIS, CARL     | WA | 13 |
| WARD, DUANE      | GI | 13 |
| MASON, ROGER     | GI | 12 |
| PALL, DONN       | WA | 12 |
| BERENGUER, JUAN  | VN | 12 |
| DIBBLE, ROB      | AL | 12 |
| RADINSKY, SCOTT  | MU | 11 |
| GRAY, JEFF       | EV | 11 |
| BELINDA, STAN    | EV | 11 |

## PITCHING LEADERS

### Strike Outs

|                 |    |     |
|-----------------|----|-----|
| CLEMENS, ROGER  | IA | 328 |
| CONE, DAVID     | WA | 296 |
| RYAN, NOLAN     | LT | 295 |
| MADDUX, GREG    | AL | 228 |
| CANDIOTTI, TOM  | WA | 219 |
| RIJO, JOSE      | VN | 216 |
| MCDOWELL, JACK  | IA | 211 |
| GREENE, TOMMY   | MU | 209 |
| MARTINEZ, RAMON | VN | 208 |
| APPIER, KEVIN   | EV | 205 |
| HARNISCH, PETE  | LT | 204 |
| LANGSTON, MARK  | AL | 203 |
| BELCHER, TIM    | AZ | 198 |
| HURST, BRUCE    | CA | 194 |
| GORDON, TOM     | CA | 193 |

### Base on Balls

|                  |    |     |
|------------------|----|-----|
| LANGSTON, MARK   | AL | 149 |
| GUZMAN, JUAN     | LT | 126 |
| BELCHER, TIM     | AZ | 125 |
| HARNISCH, PETE   | LT | 125 |
| MOORE, MIKE      | IA | 124 |
| GORDON, TOM      | CA | 118 |
| GUZMAN, JOSE     | JH | 117 |
| KILE, DARYL      | AL | 116 |
| GREENE, TOMMY    | MU | 116 |
| RYAN, NOLAN      | LT | 115 |
| MCDOWELL, JACK   | IA | 107 |
| AVERY, STEVE     | JH | 105 |
| BOSIO, CHRIS     | EV | 101 |
| MARTINEZ, DENNIS | WA | 100 |

### Home Runs Allowed

|                  |    |    |
|------------------|----|----|
| LANGSTON, MARK   | AL | 51 |
| MARTINEZ, RAMON  | VN | 43 |
| HURST, BRUCE     | CA | 39 |
| MADDUX, GREG     | AL | 39 |
| GREENE, TOMMY    | MU | 38 |
| MORGAN, MIKE     | GI | 38 |
| GLAVINE, TOM     | MU | 37 |
| CANDIOTTI, TOM   | WA | 37 |
| TAPANI, KEVIN    | AZ | 36 |
| DELEON, JOSE     | GI | 35 |
| AVERY, STEVE     | JH | 35 |
| SANDERSON, SCOTT | EV | 35 |
| CLEMENS, ROGER   | IA | 35 |
| SMOLTZ, JOHN     | AZ | 34 |
| HARNISCH, PETE   | LT | 34 |

Baseball 1992

Salt Lake Strato League

Pitching Leaders



Roger Clemens, IA 28 Wins

Nolan Ryan, LT 2.13 ERA

Bill Swift, AZ 33 Saves

| PLAYER             | G   | AB  | R   | H   | 2B | 3B | HR | RBI | SO  | BB | HB | S  | SF | GDP | SB | CS | E  | PCT | OBA | SLG |
|--------------------|-----|-----|-----|-----|----|----|----|-----|-----|----|----|----|----|-----|----|----|----|-----|-----|-----|
| ALOMAR, ROBERTO    | 154 | 634 | 92  | 182 | 43 | 7  | 7  | 44  | 76  | 54 | 3  | 11 | 2  | 5   | 36 | 12 |    | 287 | 345 | 410 |
| ANDERSON, BRADY    | 28  | 33  | 4   | 6   | 3  | 0  | 0  | 4   | 9   | 3  | 1  | 0  | 1  | 0   | 6  | 3  | 0  | 182 | 263 | 273 |
| ANTHONY, ERIC      | 1   | 1   | 0   | 0   | 0  | 0  | 0  | 0   | 1   | 0  | 0  | 0  | 0  | 0   | 0  | 0  | 0  | 000 | 000 | 000 |
| BAERGA, CARLOS     | 161 | 589 | 70  | 149 | 29 | 3  | 14 | 41  | 77  | 45 | 5  | 5  | 1  | 14  | 2  | 0  | 27 | 253 | 311 | 384 |
| BAGWELL, JEFF      | 61  | 160 | 22  | 46  | 11 | 1  | 1  | 8   | 41  | 27 | 4  | 0  | 1  | 6   | 2  | 1  | 0  | 288 | 401 | 388 |
| BAINES, HAROLD     | 146 | 513 | 53  | 139 | 23 | 1  | 29 | 75  | 84  | 59 | 0  | 0  | 1  | 22  | 0  | 0  | 0  | 271 | 346 | 489 |
| BARBERI, BRET      | 50  | 84  | 6   | 20  | 8  | 0  | 1  | 19  | 18  | 8  | 1  | 0  | 0  | 4   | 0  | 1  | 1  | 238 | 312 | 369 |
| BARFIELD, JESSE    | 83  | 156 | 28  | 41  | 10 | 0  | 9  | 30  | 40  | 16 | 0  | 1  | 2  | 2   | 0  | 0  | 2  | 263 | 328 | 500 |
| BARNES, SKETTER    | 42  | 35  | 3   | 8   | 0  | 0  | 1  | 3   | 6   | 2  | 0  | 0  | 0  | 0   | 1  | 1  | 0  | 229 | 270 | 314 |
| BELL, GEORGE       | 73  | 229 | 32  | 60  | 10 | 0  | 14 | 31  | 24  | 8  | 3  | 0  | 2  | 8   | 0  | 0  | 3  | 262 | 293 | 489 |
| BELL, JAY          | 152 | 554 | 84  | 147 | 29 | 7  | 18 | 70  | 126 | 38 | 9  | 19 | 0  | 13  | 7  | 3  | 27 | 265 | 323 | 440 |
| BELLE, ALBERT      | 155 | 624 | 88  | 190 | 34 | 4  | 42 | 119 | 149 | 36 | 7  | 0  | 3  | 12  | 2  | 2  | 2  | 304 | 348 | 574 |
| BERGMAN, DAVE      | 63  | 161 | 14  | 31  | 6  | 0  | 4  | 15  | 45  | 25 | 0  | 0  | 1  | 2   | 0  | 1  | 3  | 193 | 299 | 304 |
| BICHETTE, DANTE    | 54  | 109 | 7   | 28  | 5  | 2  | 2  | 9   | 22  | 3  | 0  | 0  | 0  | 6   | 3  | 0  |    | 000 | 000 | 000 |
| BIGGIO, CRAIG      | 151 | 568 | 74  | 160 | 18 | 6  | 7  | 57  | 86  | 58 | 0  | 18 | 4  | 11  | 12 | 3  | 17 | 282 | 346 | 371 |
| BLANKENSHIP, LANCE | 24  | 72  | 12  | 18  | 3  | 0  | 0  | 7   | 13  | 9  | 1  | 2  | 1  | 0   | 10 | 2  | 2  | 250 | 337 | 292 |
| BLAUSER, JEFF      | 51  | 114 | 19  | 29  | 2  | 2  | 2  | 6   | 18  | 31 | 3  | 7  | 0  | 1   | 2  | 2  |    | 254 | 426 | 360 |
| BOGGS, WADE        | 147 | 491 | 50  | 144 | 42 | 0  | 0  | 55  | 49  | 52 | 0  | 2  | 4  | 18  | 0  | 2  | 9  | 293 | 358 | 379 |
| BONDS, BARRY       | 158 | 619 | 109 | 173 | 35 | 3  | 24 | 101 | 115 | 91 | 6  | 1  | 7  | 15  | 37 | 7  | 4  | 279 | 373 | 462 |
| BONILLA, BOBBY     | 156 | 592 | 85  | 152 | 48 | 6  | 15 | 76  | 89  | 95 | 3  | 0  | 6  | 22  | 3  | 5  | 5  | 257 | 359 | 434 |
| BORDERS, PAT       | 12  | 26  | 0   | 4   | 3  | 0  | 0  | 2   | 5   | 0  | 0  | 0  | 0  | 0   | 0  | 0  | 1  | 154 | 154 | 269 |
| BORDICK, MIKE      | 5   | 17  | 3   | 5   | 1  | 0  | 0  | 3   | 2   | 2  | 0  | 1  | 0  | 1   | 0  | 0  | 0  | 294 | 368 | 353 |
| BOSTON, DARYL      | 121 | 338 | 42  | 90  | 18 | 4  | 1  | 37  | 56  | 40 | 0  | 1  | 2  | 10  | 21 | 16 | 6  | 266 | 342 | 352 |
| BRAGGS, GLENN      | 19  | 24  | 2   | 3   | 0  | 0  | 0  | 2   | 5   | 2  | 0  | 0  | 0  | 1   | 0  | 0  | 0  | 125 | 192 | 125 |
| BREAM, SID         | 85  | 262 | 28  | 65  | 16 | 3  | 12 | 24  | 25  | 33 | 0  | 4  | 0  | 2   | 0  | 1  | 2  | 248 | 332 | 469 |
| BRETT, GEORGE      | 21  | 50  | 6   | 9   | 5  | 0  | 0  | 10  | 14  | 4  | 0  | 0  | 1  | 4   | 0  | 0  | 0  | 180 | 236 | 280 |
| BRUNANSKY, TOM     | 7   | 11  | 2   | 4   | 1  | 0  | 0  | 1   | 1   | 1  | 1  | 0  | 0  | 1   | 0  | 0  | 0  | 364 | 462 | 455 |
| BUECHELE, STEVE    | 160 | 563 | 53  | 119 | 26 | 0  | 20 | 61  | 114 | 34 | 5  | 11 | 2  | 14  | 0  | 0  | 11 | 211 | 262 | 364 |
| BUHNER, JAY        | 107 | 204 | 33  | 40  | 5  | 2  | 14 | 33  | 78  | 12 | 7  | 2  | 2  | 2   | 0  | 0  | 5  | 196 | 262 | 446 |
| BURKS, ELLIS       | 41  | 100 | 11  | 29  | 10 | 2  | 4  | 18  | 18  | 3  | 1  | 2  | 0  | 3   | 1  | 2  | 0  | 290 | 317 | 550 |
| BUTLER, BRETT      | 158 | 642 | 99  | 187 | 19 | 4  | 2  | 17  | 80  | 87 | 0  | 2  | 5  | 2   | 32 | 20 | 0  | 291 | 373 | 343 |
| CABRERA, FRANK     | 7   | 25  | 2   | 4   | 1  | 0  | 1  | 3   | 4   | 2  | 0  | 0  | 0  | 0   | 0  | 1  | 0  | 160 | 222 | 320 |
| CALDERON, IVAN     | 130 | 441 | 57  | 103 | 24 | 1  | 14 | 56  | 56  | 53 | 0  | 1  | 3  | 11  | 26 | 19 | 1  | 234 | 314 | 388 |
| CAMINITI, KEN      | 39  | 136 | 13  | 44  | 4  | 2  | 4  | 25  | 17  | 5  | 1  | 1  | 1  | 4   | 1  | 3  | 4  | 324 | 350 | 471 |
| CANDAELE, CASEY    | 54  | 101 | 7   | 25  | 3  | 2  | 0  | 9   | 14  | 5  | 0  | 0  | 0  | 1   | 1  | 1  | 3  | 248 | 283 | 317 |
| CANSECO, JOSE      | 153 | 579 | 123 | 157 | 38 | 0  | 56 | 150 | 168 | 72 | 9  | 2  | 8  | 8   | 30 | 5  | 2  | 271 | 356 | 627 |
| CARTER, GARY       | 84  | 270 | 27  | 59  | 15 | 0  | 11 | 27  | 29  | 8  | 1  | 1  | 1  | 3   | 0  | 1  |    | 219 | 243 | 396 |
| CARTER, JOE        | 97  | 222 | 34  | 62  | 11 | 1  | 16 | 42  | 45  | 8  | 4  | 1  | 3  | 3   | 6  | 0  | 0  | 279 | 312 | 554 |
| CERONE, RICK       | 69  | 68  | 9   | 15  | 2  | 0  | 2  | 8   | 9   | 12 | 0  | 3  | 2  | 4   | 0  | 0  | 1  | 221 | 329 | 338 |
| CHAMBERLAIN, WES   | 38  | 121 | 14  | 29  | 4  | 0  | 4  | 17  | 15  | 11 | 0  | 1  | 3  | 2   | 3  | 1  | 0  | 240 | 296 | 372 |
| CLARK, JACK        | 53  | 111 | 17  | 28  | 5  | 1  | 12 | 30  | 25  | 13 | 0  | 0  | 1  | 6   | 0  | 0  | 0  | 252 | 328 | 640 |
| CLARK, WILL        | 160 | 631 | 103 | 179 | 43 | 7  | 27 | 112 | 104 | 46 | 1  | 4  | 7  | 8   | 5  | 2  | 8  | 284 | 330 | 502 |
| COLE, ALEX         | 162 | 613 | 92  | 174 | 25 | 2  | 0  | 38  | 88  | 71 | 0  | 1  | 5  | 5   | 56 | 25 | 8  | 284 | 356 | 331 |
| COLEMAN, VINCE     | 17  | 40  | 9   | 11  | 0  | 1  | 0  | 0   | 8   | 7  | 0  | 0  | 0  | 0   | 11 | 1  |    | 275 | 383 | 325 |
| CORA, JOEY         | 1   | 3   | 0   | 1   | 0  | 0  | 0  | 0   | 0   | 0  | 0  | 0  | 0  | 0   | 0  | 0  | 0  | 333 | 333 | 333 |
| COTTO, HENRY       | 50  | 93  | 14  | 23  | 2  | 0  | 3  | 15  | 23  | 3  | 0  | 0  | 0  | 1   | 11 | 0  |    | 247 | 271 | 366 |
| CROMARTIE, WARREN  | 45  | 79  | 8   | 31  | 6  | 0  | 1  | 21  | 15  | 13 | 0  | 0  | 2  | 1   | 0  | 1  | 2  | 392 | 468 | 506 |
| CUTLER, MILT       | 85  | 132 | 19  | 24  | 3  | 1  | 0  | 11  | 29  | 14 | 2  | 9  | 1  | 0   | 16 | 8  | 5  | 182 | 268 | 220 |
| DASCENZO, DOUG     | 58  | 35  | 6   | 8   | 1  | 0  | 0  | 1   | 4   | 3  | 0  | 1  | 0  | 1   | 4  | 1  | 0  | 229 | 289 | 257 |
| DAULTON, DARREN    | 65  | 157 | 19  | 38  | 9  | 0  | 6  | 23  | 31  | 23 | 1  | 0  | 0  | 5   | 1  | 0  | 3  | 242 | 343 | 414 |

| PLAYER            | G   | AB  | R   | H   | 2B | 3B | HR | RBI | SO  | BB | HB | S  | SF | GDP | SB | CS | E  | PCT | OBA | SLG  |
|-------------------|-----|-----|-----|-----|----|----|----|-----|-----|----|----|----|----|-----|----|----|----|-----|-----|------|
| DAVIS, CHILI      | 157 | 556 | 84  | 133 | 30 | 1  | 36 | 78  | 133 | 87 | 0  | 0  | 6  | 19  | 0  | 2  | 3  | 239 | 339 | 491  |
| DAVIS, ERIC       | 33  | 51  | 10  | 10  | 0  | 0  | 1  | 3   | 18  | 10 | 0  | 1  | 0  | 2   | 8  | 2  | 1  | 196 | 328 | 255  |
| DAWSON, ANDRE     | 147 | 582 | 61  | 128 | 23 | 1  | 27 | 56  | 93  | 15 | 7  | 0  | 3  | 15  | 2  | 6  | 3  | 220 | 247 | 402  |
| DEAVEREAUX, MIKE  | 51  | 106 | 17  | 31  | 5  | 4  | 3  | 24  | 17  | 2  | 0  | 3  | 3  | 0   | 5  | 0  | 0  | 292 | 297 | 500  |
| DECKER, STEVE     | 2   | 5   | 0   | 0   | 0  | 0  | 0  | 0   | 0   | 0  | 0  | 0  | 0  | 0   | 0  | 0  | 0  | 000 | 000 | 000  |
| DEER, ROB         | 5   | 12  | 3   | 3   | 2  | 0  | 0  | 2   | 4   | 2  | 0  | 0  | 0  | 0   | 0  | 0  | 0  | 250 | 357 | 417  |
| DESHEILDS, DELINO | 136 | 369 | 70  | 97  | 11 | 2  | 13 | 50  | 98  | 65 | 0  | 12 | 1  | 2   | 33 | 15 | 10 | 263 | 372 | 409  |
| DORAN, BILL       | 56  | 117 | 12  | 27  | 3  | 1  | 2  | 8   | 16  | 15 | 0  | 2  | 0  | 1   | 1  | 2  | 1  | 231 | 318 | 325  |
| DOWNING, BRIAN    | 46  | 139 | 13  | 30  | 6  | 0  | 5  | 18  | 24  | 17 | 2  | 0  | 2  | 7   | 1  | 0  | 0  | 216 | 306 | 367  |
| DUNCAN, MARIANO   | 3   | 1   | 0   | 0   | 0  | 0  | 0  | 0   | 0   | 0  | 0  | 0  | 0  | 0   | 0  | 0  | 0  | 000 | 000 | 000  |
| DUNSTON, SHAWON   | 143 | 444 | 53  | 116 | 20 | 10 | 11 | 60  | 66  | 12 | 4  | 27 | 4  | 7   | 18 | 1  | 24 | 261 | 284 | 426  |
| DTKSTRA, LENNY    | 154 | 628 | 117 | 171 | 32 | 12 | 7  | 51  | 76  | 93 | 4  | 0  | 7  | 4   | 63 | 12 | 8  | 272 | 366 | 395  |
| EISENREICH, JIM   | 9   | 5   | 0   | 1   | 0  | 0  | 0  | 0   | 0   | 0  | 0  | 0  | 0  | 0   | 0  | 0  | 0  | 200 | 200 | 200  |
| ELSTER, KEVIN     | 58  | 180 | 19  | 39  | 8  | 0  | 4  | 21  | 36  | 18 | 0  | 1  | 7  | 2   | 0  | 1  | 10 | 217 | 278 | 328  |
| EVANS, DWIGHT     | 63  | 152 | 23  | 39  | 9  | 0  | 1  | 18  | 31  | 47 | 4  | 0  | 0  | 1   | 0  | 1  | 0  | 257 | 443 | 336  |
| FELDER, MARK      | 107 | 226 | 27  | 57  | 9  | 5  | 0  | 15  | 33  | 20 | 1  | 1  | 2  | 2   | 14 | 4  | 1  | 252 | 313 | 336  |
| FELIX, JUNIOR     | 2   | 2   | 0   | 0   | 0  | 0  | 0  | 0   | 1   | 0  | 0  | 0  | 0  | 0   | 0  | 0  | 0  | 000 | 000 | 000  |
| FERNANDEZ, TONY   | 159 | 561 | 67  | 142 | 20 | 9  | 3  | 35  | 85  | 55 | 0  | 3  | 2  | 6   | 23 | 10 | 29 | 253 | 319 | 337  |
| FIELDER, CECIL    | 162 | 630 | 103 | 155 | 12 | 3  | 47 | 132 | 161 | 63 | 8  | 0  | 6  | 15  | 0  | 0  | 11 | 246 | 320 | 498  |
| FINLEY, STEVE     | 141 | 556 | 75  | 155 | 27 | 7  | 10 | 54  | 65  | 34 | 1  | 5  | 3  | 11  | 45 | 18 | 6  | 279 | 320 | 406  |
| FISK, CARLTON     | 140 | 427 | 42  | 90  | 22 | 0  | 20 | 44  | 100 | 28 | 2  | 1  | 1  | 14  | 4  | 3  | 5  | 211 | 262 | 403  |
| FLETCHER, DARRIN  | 2   | 1   | 0   | 0   | 0  | 0  | 0  | 0   | 0   | 0  | 0  | 0  | 0  | 0   | 0  | 0  | 0  | 000 | 000 | 000  |
| FRANCO, JULIO     | 159 | 658 | 78  | 213 | 24 | 6  | 9  | 41  | 84  | 61 | 1  | 0  | 1  | 16  | 56 | 24 | 13 | 324 | 381 | 419  |
| FRYMAN, TRAVIS    | 98  | 264 | 20  | 56  | 13 | 2  | 5  | 30  | 78  | 8  | 1  | 12 | 3  | 5   | 6  | 4  | 16 | 212 | 236 | 333  |
| GAGNE, GREG       | 139 | 429 | 44  | 94  | 14 | 0  | 10 | 36  | 79  | 24 | 4  | 29 | 1  | 8   | 12 | 12 |    | 219 | 266 | 322  |
| GALLAGHER, DAVE   | 31  | 44  | 2   | 13  | 3  | 0  | 0  | 3   | 12  | 4  | 0  | 1  | 0  | 1   | 0  | 0  | 0  | 295 | 354 | 364  |
| GALLEGO, MIKE     | 108 | 265 | 40  | 55  | 8  | 2  | 10 | 35  | 52  | 43 | 4  | 13 | 2  | 2   | 4  | 0  | 11 | 208 | 325 | 366  |
| GANT, RONNIE      | 124 | 386 | 39  | 66  | 23 | 1  | 13 | 41  | 98  | 38 | 2  | 1  | 1  | 9   | 22 | 6  | 5  | 171 | 248 | 337  |
| GIBSON, KIRK      | 61  | 134 | 19  | 28  | 3  | 3  | 4  | 18  | 40  | 22 | 1  | 0  | 4  | 2   | 9  | 2  | 2  | 209 | 317 | 366  |
| GOMEZ, LEO        | 15  | 54  | 5   | 10  | 3  | 0  | 3  | 5   | 10  | 5  | 0  | 0  | 1  | 2   | 0  | 0  |    | 185 | 250 | 407  |
| GONZALES, RENE    | 49  | 61  | 4   | 7   | 2  | 0  | 0  | 6   | 14  | 7  | 3  | 7  | 1  | 1   | 0  | 0  | 6  | 115 | 236 | 148  |
| GONZALEZ, JUAN    | 83  | 139 | 13  | 26  | 5  | 0  | 6  | 14  | 28  | 6  | 7  | 0  | 1  | 2   | 0  | 0  | 4  | 187 | 255 | 353  |
| GONZALEZ, LUIS    | 76  | 141 | 12  | 34  | 8  | 4  | 2  | 16  | 37  | 6  | 1  | 0  | 4  | 6   | 1  | 2  | 1  | 241 | 270 | 397  |
| GRACE, MARK       | 6   | 4   | 0   | 2   | 2  | 0  | 0  | 0   | 0   | 1  | 0  | 0  | 0  | 0   | 0  | 0  | 0  | 500 | 600 | 1000 |
| GREBECK, CRAIG    | 145 | 450 | 52  | 89  | 29 | 5  | 5  | 40  | 82  | 63 | 2  | 11 | 1  | 7   | 1  | 5  | 25 | 198 | 298 | 318  |
| GREENWELL, MIKE   | 74  | 159 | 15  | 40  | 2  | 4  | 2  | 21  | 15  | 7  | 1  | 0  | 0  | 2   | 7  | 2  | 1  | 252 | 287 | 352  |
| GRIFFEY, KEN      | 162 | 648 | 105 | 210 | 46 | 2  | 28 | 115 | 125 | 49 | 0  | 3  | 3  | 17  | 31 | 8  | 4  | 324 | 370 | 531  |
| GRISSOM, MARQUIS  | 140 | 524 | 67  | 143 | 28 | 8  | 6  | 44  | 86  | 35 | 0  | 3  | 1  | 10  | 67 | 25 | 4  | 273 | 318 | 391  |
| GRUBER, KELLY     | 92  | 173 | 21  | 42  | 7  | 0  | 8  | 21  | 30  | 13 | 4  | 2  | 2  | 4   | 2  | 0  | 5  | 243 | 307 | 422  |
| GUERRERO, PEDRO   | 86  | 286 | 33  | 88  | 7  | 2  | 11 | 61  | 39  | 15 | 0  | 1  | 2  | 12  | 6  | 5  | 7  | 308 | 340 | 462  |
| GUILLEN, OZZIE    | 157 | 566 | 56  | 142 | 14 | 3  | 5  | 53  | 58  | 19 | 0  | 13 | 2  | 14  | 21 | 3  | 17 | 251 | 274 | 313  |
| GWYNN, TONY       | 151 | 644 | 85  | 214 | 26 | 9  | 4  | 76  | 62  | 44 | 0  | 5  | 6  | 10  | 10 | 7  | 4  | 332 | 372 | 419  |
| HALL, MEL         | 105 | 385 | 39  | 86  | 8  | 1  | 15 | 44  | 43  | 21 | 1  | 0  | 3  | 5   | 0  | 0  | 2  | 223 | 263 | 366  |
| HAMILTON, DARTL   | 135 | 512 | 77  | 143 | 17 | 11 | 1  | 39  | 46  | 39 | 0  | 3  | 0  | 15  | 21 | 9  | 2  | 279 | 330 | 361  |
| HARPER, BRIAN     | 62  | 137 | 7   | 45  | 12 | 1  | 2  | 21  | 14  | 8  | 2  | 0  | 1  | 2   | 0  | 0  | 4  | 328 | 372 | 474  |
| HARRIS, LENNY     | 68  | 174 | 26  | 51  | 9  | 1  | 0  | 15  | 16  | 13 | 1  | 22 | 2  | 4   | 10 | 2  | 3  | 293 | 342 | 356  |
| HATCHER, BILLY    | 2   | 1   | 0   | 0   | 0  | 0  | 0  | 0   | 1   | 0  | 0  | 0  | 0  | 0   | 0  | 0  | 0  | 000 | 000 | 000  |
| HAYES, CHARLIE    | 1   | 1   | 0   | 0   | 0  | 0  | 0  | 0   | 1   | 0  | 0  | 0  | 0  | 0   | 0  | 0  | 0  | 000 | 000 | 000  |
| HENDERSON, DAVE   | 103 | 230 | 37  | 68  | 16 | 0  | 13 | 34  | 39  | 18 | 2  | 2  | 1  | 6   | 1  | 1  | 0  | 296 | 351 | 535  |

|                   |     |     |     |     |    |    |    |     |     |    |   |    |    |    |    |    |    |     |     |      |
|-------------------|-----|-----|-----|-----|----|----|----|-----|-----|----|---|----|----|----|----|----|----|-----|-----|------|
| HENDERSON, RICKET | 159 | 611 | 103 | 126 | 16 | 0  | 17 | 49  | 114 | 99 | 7 | 1  | 3  | 16 | 77 | 16 | 12 | 206 | 322 | 316  |
| HOILES, CHRIS     | 75  | 153 | 13  | 29  | 8  | 1  | 4  | 17  | 36  | 12 | 1 | 1  | 1  | 6  | 0  | 0  | 0  | 190 | 251 | 333  |
| HOLLINS, DAVE     | 63  | 149 | 30  | 48  | 5  | 6  | 7  | 35  | 30  | 17 | 4 | 0  | 3  | 6  | 0  | 2  | 8  | 322 | 399 | 577  |
| HORN, SAM         | 106 | 296 | 44  | 68  | 15 | 1  | 22 | 54  | 101 | 29 | 2 | 0  | 2  | 4  | 0  | 0  | 0  | 230 | 301 | 510  |
| HOWARD, THOMAS    | 7   | 8   | 0   | 3   | 0  | 0  | 0  | 2   | 1   | 0  | 0 | 0  | 0  | 0  | 0  | 0  | 0  | 375 | 375 | 375  |
| HRBEK, KENT       | 146 | 494 | 65  | 121 | 21 | 2  | 25 | 68  | 77  | 73 | 0 | 4  | 0  | 15 | 4  | 1  | 4  | 245 | 342 | 447  |
| HUFF, MIKE        | 97  | 183 | 28  | 52  | 8  | 1  | 0  | 12  | 32  | 22 | 5 | 6  | 1  | 3  | 11 | 2  | 0  | 284 | 374 | 339  |
| HUNTER, BRIAN     | 32  | 77  | 8   | 12  | 5  | 0  | 1  | 8   | 11  | 3  | 0 | 0  | 1  | 1  | 0  | 0  | 5  | 156 | 185 | 260  |
| JACKSON, BO       | 1   | 3   | 0   | 0   | 0  | 0  | 0  | 0   | 1   | 0  | 0 | 0  | 0  | 0  | 0  | 0  | 0  | 000 | 000 | 000  |
| JACKSON, DARRIN   | 95  | 336 | 38  | 72  | 8  | 0  | 18 | 42  | 82  | 23 | 4 | 1  | 2  | 5  | 5  | 5  | 4  | 214 | 271 | 399  |
| JAVIER, STAN      | 13  | 0   | 2   | 0   | 0  | 0  | 0  | 0   | 0   | 0  | 0 | 0  | 0  | 0  | 1  | 0  | 0  | --- | --- | ---  |
| JEFFRIES, GREG    | 149 | 525 | 69  | 125 | 18 | 0  | 11 | 50  | 66  | 51 | 2 | 0  | 3  | 14 | 23 | 12 | 35 | 238 | 306 | 335  |
| JOHNSON, HOWARD   | 157 | 571 | 93  | 142 | 37 | 0  | 39 | 115 | 132 | 85 | 0 | 0  | 12 | 4  | 18 | 10 | 28 | 249 | 340 | 518  |
| JOHNSON, LANCE    | 34  | 37  | 8   | 10  | 0  | 2  | 0  | 3   | 5   | 4  | 0 | 0  | 0  | 3  | 1  | 0  | 0  | 270 | 341 | 378  |
| JONES, CHRIS      | 12  | 33  | 3   | 6   | 1  | 0  | 0  | 0   | 9   | 0  | 0 | 0  | 0  | 0  | 1  | 0  | 1  | 182 | 182 | 212  |
| JORDAN, RICKY     | 69  | 217 | 20  | 52  | 12 | 3  | 6  | 30  | 35  | 7  | 0 | 2  | 0  | 0  | 0  | 0  |    | 240 | 263 | 406  |
| JOSE, FELIX       | 146 | 512 | 56  | 139 | 18 | 10 | 15 | 58  | 102 | 34 | 3 | 0  | 3  | 20 | 13 | 6  | 4  | 271 | 319 | 434  |
| JOYNER, WALLY     | 149 | 522 | 87  | 160 | 21 | 0  | 17 | 86  | 62  | 63 | 0 | 1  | 7  | 14 | 0  | 0  | 5  | 307 | 377 | 444  |
| JUSTICE, DAVE     | 153 | 538 | 68  | 124 | 31 | 2  | 27 | 85  | 116 | 83 | 3 | 0  | 1  | 4  | 7  | 7  |    | 230 | 336 | 446  |
| KARKOVIC, RON     | 82  | 156 | 18  | 34  | 11 | 0  | 1  | 10  | 47  | 19 | 1 | 9  | 1  | 2  | 0  | 0  | 5  | 218 | 305 | 308  |
| KELLY, ROBERTO    | 91  | 279 | 40  | 60  | 7  | 1  | 6  | 25  | 50  | 24 | 3 | 1  | 1  | 4  | 21 | 6  | 2  | 215 | 283 | 312  |
| KING, JEFF        | 37  | 93  | 15  | 21  | 5  | 1  | 4  | 9   | 14  | 12 | 2 | 0  | 1  | 2  | 3  | 0  | 3  | 226 | 324 | 430  |
| KNOBLAUGH, CHUCK  | 18  | 21  | 5   | 4   | 0  | 0  | 0  | 1   | 1   | 2  | 0 | 0  | 0  | 0  | 3  | 0  | 0  | 190 | 261 | 190  |
| KRUK, JOHN        | 157 | 614 | 72  | 173 | 37 | 6  | 21 | 88  | 119 | 54 | 0 | 0  | 7  | 18 | 2  | 1  | 4  | 282 | 336 | 464  |
| LANKFORD, RAT     | 135 | 445 | 60  | 102 | 15 | 6  | 4  | 34  | 89  | 28 | 0 | 8  | 3  | 4  | 37 | 3  | 4  | 229 | 273 | 317  |
| LARKIN, BARRY     | 148 | 580 | 72  | 139 | 29 | 4  | 21 | 65  | 116 | 60 | 3 | 2  | 3  | 15 | 35 | 11 | 15 | 240 | 313 | 412  |
| LAVALIERE, MIKE   | 85  | 252 | 25  | 83  | 7  | 0  | 0  | 27  | 29  | 25 | 1 | 1  | 0  | 4  | 0  | 0  | 0  | 329 | 392 | 357  |
| LEIUS, SCOTT      | 38  | 101 | 14  | 27  | 4  | 1  | 2  | 11  | 19  | 11 | 0 | 2  | 2  | 0  | 1  | 1  | 3  | 267 | 333 | 386  |
| LEWIS, DARREN     | 97  | 193 | 32  | 40  | 4  | 1  | 1  | 16  | 29  | 30 | 1 | 7  | 2  | 7  | 9  | 5  | 1  | 207 | 314 | 254  |
| LEWIS, MARK       | 65  | 39  | 4   | 9   | 0  | 0  | 0  | 2   | 2   | 0  | 0 | 1  | 0  | 1  | 0  | 0  | 1  | 231 | 231 | 231  |
| LIND, JOSE        | 123 | 389 | 41  | 97  | 16 | 6  | 4  | 40  | 45  | 9  | 0 | 10 | 4  | 3  | 3  | 1  | 5  | 249 | 264 | 352  |
| MAAS, KEVIN       | 5   | 4   | 0   | 0   | 0  | 0  | 0  | 0   | 1   | 1  | 0 | 0  | 0  | 0  | 0  | 0  | 0  | 000 | 200 | 000  |
| MACFARLANE, MIKE  | 152 | 586 | 66  | 111 | 30 | 3  | 31 | 67  | 142 | 26 | 9 | 0  | 2  | 23 | 3  | 1  | 8  | 189 | 234 | 410  |
| MACK, SHANE       | 157 | 600 | 78  | 151 | 37 | 6  | 19 | 70  | 143 | 48 | 4 | 11 | 0  | 11 | 13 | 4  |    | 252 | 311 | 428  |
| MAGADAN, DAVE     | 6   | 22  | 1   | 5   | 0  | 2  | 0  | 2   | 3   | 4  | 0 | 1  | 0  | 0  | 0  | 0  |    | 227 | 346 | 409  |
| MALDONADO, CANDY  | 9   | 18  | 1   | 3   | 0  | 0  | 0  | 1   | 7   | 2  | 0 | 0  | 0  | 0  | 0  | 0  | 0  | 167 | 250 | 167  |
| MARTINEZ, CHITO   | 134 | 448 | 64  | 129 | 19 | 2  | 35 | 91  | 118 | 16 | 0 | 0  | 4  | 12 | 2  | 1  | 11 | 288 | 310 | 574  |
| MARTINEZ, DAVE    | 128 | 433 | 49  | 113 | 16 | 6  | 8  | 43  | 54  | 21 | 4 | 5  | 4  | 7  | 22 | 11 | 6  | 261 | 299 | 381  |
| MARTINEZ, EDGAR   | 107 | 350 | 41  | 99  | 20 | 1  | 4  | 35  | 50  | 34 | 2 | 0  | 2  | 10 | 0  | 0  | 4  | 283 | 348 | 380  |
| MARTINEZ, TINO    | 8   | 9   | 1   | 5   | 1  | 0  | 1  | 2   | 1   | 0  | 0 | 0  | 1  | 0  | 0  | 0  | 1  | 556 | 500 | 1000 |
| MARZANO, JOHN     | 34  | 80  | 7   | 25  | 8  | 0  | 0  | 7   | 11  | 4  | 0 | 1  | 0  | 0  | 0  | 0  | 1  | 313 | 345 | 413  |
| MATTINGLY, DON    | 156 | 568 | 50  | 144 | 26 | 1  | 5  | 53  | 52  | 26 | 7 | 4  | 4  | 10 | 5  | 2  | 10 | 254 | 293 | 329  |
| MCCLENDON, LLOYD  | 51  | 140 | 28  | 38  | 2  | 0  | 11 | 28  | 21  | 18 | 2 | 0  | 3  | 3  | 1  | 0  | 0  | 271 | 356 | 521  |
| MCGEE, WILLIE     | 157 | 627 | 79  | 160 | 34 | 7  | 3  | 38  | 100 | 47 | 5 | 6  | 5  | 7  | 22 | 3  | 7  | 255 | 310 | 346  |
| MCGRIFF, FRED     | 161 | 620 | 102 | 158 | 16 | 0  | 47 | 112 | 176 | 95 | 2 | 0  | 3  | 5  | 8  | 0  | 11 | 255 | 354 | 508  |
| MCGWIRE, MARK     | 5   | 1   | 0   | 0   | 0  | 0  | 0  | 0   | 0   | 2  | 0 | 0  | 0  | 0  | 0  | 0  | 0  | 000 | 667 | 000  |
| MCRAE, BRIAN      | 4   | 5   | 0   | 1   | 0  | 0  | 0  | 2   | 0   | 0  | 0 | 0  | 1  | 0  | 0  | 0  | 0  | 200 | 167 | 200  |
| MCREYNOLDS, KEVIN | 112 | 389 | 43  | 86  | 23 | 2  | 6  | 36  | 40  | 22 | 4 | 0  | 2  | 7  | 6  | 6  | 1  | 221 | 269 | 337  |
| MILLER, KEITH     | 133 | 438 | 63  | 117 | 37 | 2  | 13 | 74  | 71  | 45 | 6 | 1  | 4  | 10 | 21 | 5  | 25 | 267 | 341 | 450  |



| PLAYER           | G   | AB  | R  | H   | 2B | 3B | HR | RBI | SO  | BB | HB | S  | SF | GDP | SB | CS | E  | PCT | OBA | SLG |
|------------------|-----|-----|----|-----|----|----|----|-----|-----|----|----|----|----|-----|----|----|----|-----|-----|-----|
| MILLIGAN, RANDY  | 73  | 146 | 16 | 36  | 1  | 0  | 5  | 22  | 31  | 24 | 2  | 0  | 4  | 4   | 1  | 0  | 0  | 247 | 352 | 356 |
| MITCHELL, KEITH  | 36  | 55  | 11 | 21  | 1  | 0  | 2  | 12  | 9   | 1  | 0  | 0  | 0  | 0   | 3  | 4  | 1  | 382 | 393 | 509 |
| MITCHELL, KEVIN  | 157 | 615 | 81 | 156 | 21 | 1  | 45 | 116 | 108 | 47 | 14 | 0  | 8  | 19  | 3  | 2  | 0  | 254 | 317 | 511 |
| MOLITOR, PAUL    | 155 | 585 | 52 | 144 | 25 | 6  | 10 | 63  | 65  | 46 | 7  | 1  | 4  | 12  | 29 | 6  | 5  | 246 | 307 | 361 |
| MORANDINI, MICKY | 21  | 58  | 9  | 16  | 2  | 0  | 0  | 4   | 8   | 10 | 0  | 5  | 1  | 0   | 1  | 1  | 1  | 276 | 377 | 310 |
| MORRIS, HALL     | 132 | 484 | 70 | 144 | 24 | 1  | 7  | 56  | 62  | 51 | 0  | 3  | 2  | 11  | 6  | 1  |    | 298 | 363 | 395 |
| MUNOZ, PEDRO     | 50  | 122 | 21 | 36  | 5  | 5  | 7  | 27  | 32  | 7  | 0  | 1  | 1  | 0   | 2  | 0  | 2  | 295 | 331 | 590 |
| MURRAY, EDDIE    | 120 | 418 | 45 | 105 | 17 | 1  | 21 | 55  | 64  | 21 | 0  | 0  | 2  | 9   | 2  | 1  |    | 251 | 286 | 447 |
| MYERS, GREG      | 6   | 17  | 1  | 4   | 0  | 0  | 0  | 0   | 1   | 0  | 0  | 0  | 0  | 2   | 0  | 0  | 1  | 235 | 235 | 235 |
| NIXON, OTIS      | 159 | 661 | 90 | 181 | 22 | 1  | 0  | 38  | 72  | 58 | 1  | 18 | 0  | 6   | 98 | 19 | 4  | 274 | 333 | 310 |
| NOKES, MATT      | 134 | 460 | 52 | 122 | 24 | 1  | 18 | 46  | 56  | 27 | 5  | 1  | 3  | 9   | 0  | 1  | 15 | 265 | 311 | 439 |
| O'NIELL, PAUL    | 127 | 450 | 56 | 92  | 25 | 0  | 18 | 65  | 92  | 72 | 0  | 0  | 2  | 8   | 24 | 8  | 1  | 204 | 313 | 380 |
| OLERUD, JOHN     | 101 | 250 | 26 | 65  | 13 | 1  | 8  | 39  | 58  | 28 | 3  | 2  | 4  | 8   | 0  | 2  | 2  | 260 | 337 | 416 |
| OLSON, GREG      | 69  | 148 | 15 | 45  | 10 | 1  | 3  | 16  | 20  | 9  | 3  | 3  | 4  | 2   | 1  | 1  | 2  | 304 | 348 | 446 |
| QUENDO, JOSE     | 48  | 25  | 4  | 4   | 1  | 0  | 0  | 1   | 7   | 6  | 1  | 2  | 0  | 0   | 0  | 0  | 1  | 160 | 344 | 200 |
| ORSULAK, JOE     | 5   | 9   | 0  | 2   | 1  | 0  | 0  | 1   | 0   | 0  | 0  | 0  | 0  | 0   | 0  | 0  | 0  | 222 | 222 | 333 |
| ORTIZ, JAVIER    | 22  | 28  | 3  | 9   | 2  | 0  | 2  | 8   | 1   | 4  | 0  | 0  | 0  | 4   | 0  | 0  | 0  | 321 | 406 | 607 |
| ORTIZ, JUNIOR    | 31  | 83  | 7  | 14  | 3  | 0  | 0  | 2   | 9   | 8  | 0  | 1  | 0  | 4   | 1  | 0  | 1  | 169 | 242 | 205 |
| OWEN, SPIKE      | 4   | 10  | 2  | 0   | 0  | 0  | 0  | 0   | 3   | 3  | 0  | 0  | 0  | 1   | 1  | 1  | 0  | 000 | 231 | 000 |
| PAGLIARULO, MIKE | 77  | 139 | 11 | 38  | 4  | 0  | 1  | 6   | 22  | 7  | 2  | 2  | 1  | 3   | 0  | 0  |    | 273 | 315 | 324 |
| PAGNOZZI, TOM    | 147 | 448 | 30 | 97  | 11 | 5  | 1  | 32  | 71  | 21 | 8  | 22 | 0  | 1   | 4  | 2  | 2  | 217 | 264 | 270 |
| PALMEIRO, RAFAEL | 155 | 586 | 88 | 185 | 46 | 3  | 13 | 90  | 81  | 46 | 3  | 0  | 6  | 16  | 5  | 3  | 9  | 316 | 365 | 471 |
| PALMER, DEAN     | 26  | 68  | 13 | 10  | 0  | 0  | 7  | 10  | 24  | 9  | 0  | 0  | 0  | 1   | 0  | 0  | 0  | 147 | 247 | 456 |
| PARRISH, LANCE   | 25  | 46  | 10 | 13  | 2  | 0  | 3  | 5   | 14  | 3  | 0  | 1  | 0  | 2   | 0  | 0  | 0  | 283 | 327 | 522 |
| PASQUA, DAN      | 103 | 293 | 43 | 67  | 14 | 3  | 17 | 37  | 72  | 56 | 2  | 0  | 2  | 9   | 0  | 0  | 3  | 229 | 354 | 471 |
| PECOTA, BILL     | 160 | 568 | 40 | 139 | 26 | 1  | 5  | 56  | 82  | 28 | 1  | 15 | 3  | 13  | 17 | 6  | 11 | 245 | 280 | 320 |
| PENA, GERONIMO   | 35  | 68  | 14 | 24  | 4  | 1  | 6  | 16  | 14  | 4  | 1  | 0  | 1  | 0   | 5  | 2  | 0  | 353 | 392 | 706 |
| PENA, TONY       | 97  | 180 | 23 | 50  | 7  | 0  | 6  | 16  | 30  | 12 | 0  | 0  | 0  | 4   | 2  | 0  | 1  | 278 | 323 | 417 |
| PENDLETON, TERRY | 151 | 557 | 69 | 165 | 30 | 6  | 20 | 61  | 70  | 35 | 0  | 4  | 3  | 20  | 8  | 1  | 28 | 296 | 336 | 479 |
| PHILLIPS, TONY   | 146 | 502 | 70 | 137 | 18 | 4  | 6  | 54  | 104 | 76 | 7  | 6  | 4  | 9   | 14 | 3  | 0  | 273 | 374 | 361 |
| PLANTIER, PHIL   | 43  | 148 | 25 | 42  | 5  | 1  | 6  | 21  | 36  | 19 | 0  | 0  | 3  | 2   | 0  | 0  | 1  | 284 | 359 | 453 |
| POLONIA, LUIS    | 98  | 334 | 35 | 88  | 7  | 4  | 1  | 27  | 39  | 20 | 0  | 9  | 2  | 4   | 15 | 8  |    | 263 | 303 | 317 |
| PUCKETT, KIRBY   | 93  | 331 | 35 | 95  | 16 | 7  | 4  | 38  | 48  | 10 | 1  | 3  | 5  | 10  | 4  | 2  | 4  | 287 | 305 | 414 |
| QUINTANA, CARLOS | 98  | 184 | 23 | 59  | 7  | 0  | 4  | 20  | 25  | 25 | 1  | 0  | 1  | 6   | 0  | 0  | 5  | 321 | 403 | 424 |
| RAINES, TIM      | 122 | 340 | 49 | 83  | 6  | 3  | 3  | 23  | 51  | 40 | 5  | 8  | 1  | 7   | 38 | 10 | 2  | 244 | 332 | 306 |
| RANDOLPH, WILLIE | 152 | 572 | 70 | 162 | 25 | 2  | 0  | 53  | 64  | 77 | 0  | 24 | 4  | 14  | 5  | 1  | 27 | 283 | 366 | 334 |
| REED, JEFF       | 13  | 39  | 2  | 6   | 1  | 0  | 0  | 2   | 9   | 2  | 0  | 0  | 2  | 2   | 0  | 0  | 0  | 154 | 186 | 179 |
| REED, JODY       | 150 | 425 | 42 | 100 | 22 | 0  | 5  | 32  | 55  | 39 | 5  | 14 | 2  | 6   | 7  | 3  | 13 | 235 | 306 | 322 |
| REIMER, KEVIN    | 44  | 118 | 10 | 28  | 3  | 0  | 9  | 18  | 35  | 5  | 4  | 0  | 0  | 4   | 0  | 0  | 5  | 237 | 291 | 492 |
| REYES, GIL       | 1   | 0   | 0  | 0   | 0  | 0  | 0  | 0   | 0   | 0  | 0  | 0  | 0  | 0   | 0  | 0  | 0  | 000 | 000 | 000 |
| REYNOLDS, HAROLD | 140 | 365 | 48 | 104 | 21 | 4  | 2  | 32  | 43  | 33 | 3  | 8  | 3  | 6   | 18 | 14 | 18 | 285 | 347 | 381 |
| RIPKEN, CAL      | 162 | 665 | 99 | 186 | 30 | 3  | 33 | 120 | 72  | 43 | 9  | 6  | 7  | 19  | 4  | 0  | 7  | 280 | 329 | 483 |
| RIVERA, LUIS     | 107 | 262 | 35 | 67  | 15 | 3  | 3  | 33  | 54  | 23 | 1  | 38 | 2  | 5   | 5  | 3  | 14 | 256 | 316 | 370 |
| ROBERTS, BIP     | 119 | 387 | 33 | 100 | 12 | 0  | 4  | 41  | 74  | 33 | 3  | 5  | 1  | 13  | 32 | 5  | 3  | 258 | 321 | 320 |
| RODRIGUEZ, IVAN  | 18  | 48  | 1  | 11  | 1  | 0  | 0  | 5   | 5   | 2  | 0  | 0  | 1  | 0   | 0  | 0  | 2  | 229 | 255 | 250 |
| ROSE, BOBBY      | 37  | 89  | 12 | 21  | 9  | 1  | 4  | 17  | 26  | 3  | 0  | 0  | 0  | 3   | 0  | 0  | 4  | 236 | 261 | 494 |
| SABO, CHRIS      | 161 | 619 | 83 | 181 | 38 | 6  | 23 | 91  | 80  | 36 | 9  | 12 | 2  | 17  | 17 | 5  | 15 | 292 | 339 | 485 |
| SAMUEL, JUAN     | 36  | 40  | 6  | 5   | 0  | 0  | 0  | 2   | 13  | 4  | 0  | 0  | 0  | 0   | 5  | 0  | 1  | 125 | 205 | 125 |
| SANDBERG, RYNE   | 139 | 539 | 76 | 135 | 24 | 3  | 21 | 86  | 105 | 70 | 4  | 0  | 7  | 20  | 20 | 1  | 7  | 250 | 337 | 423 |

| PLAYER             | G   | AB  | R   | H   | 2B | 3B | HR | RBI | SO  | BB  | HB | S  | SF | GDP | SB | CS | E  | PCT | OBA | SLG |
|--------------------|-----|-----|-----|-----|----|----|----|-----|-----|-----|----|----|----|-----|----|----|----|-----|-----|-----|
| SANDERS, DEION     | 77  | 30  | 26  | 4   | 1  | 1  | 0  | 2   | 3   | 4   | 0  | 0  | 0  | 0   | 22 | 7  | 0  | 133 | 235 | 233 |
| SANDERS, REGGIE    | 8   | 0   | 3   | 0   | 0  | 0  | 0  | 0   | 0   | 0   | 0  | 0  | 0  | 0   | 0  | 1  | 0  | --- | --- | --- |
| SANTIAGO, BENITO   | 133 | 377 | 37  | 91  | 7  | 0  | 7  | 33  | 76  | 10  | 5  | 6  | 3  | 10  | 4  | 6  | 11 | 241 | 268 | 316 |
| SASSER, MACKET     | 132 | 441 | 43  | 101 | 32 | 3  | 8  | 39  | 43  | 17  | 5  | 0  | 1  | 12  | 0  | 1  | 5  | 229 | 265 | 370 |
| SAX, STEVE         | 64  | 181 | 28  | 51  | 9  | 1  | 4  | 13  | 20  | 7   | 0  | 5  | 0  | 2   | 15 | 7  | 0  | 282 | 309 | 409 |
| SCHOFIELD, DICK    | 29  | 26  | 3   | 7   | 0  | 0  | 0  | 2   | 2   | 2   | 0  | 2  | 0  | 1   | 0  | 1  | 1  | 269 | 321 | 269 |
| SCIOSCIA, MIKE     | 133 | 471 | 75  | 135 | 20 | 3  | 10 | 56  | 43  | 48  | 2  | 4  | 0  | 6   | 4  | 7  | 5  | 287 | 355 | 406 |
| SHARPERSON, MIKE   | 39  | 113 | 12  | 27  | 5  | 0  | 2  | 10  | 15  | 13  | 1  | 2  | 0  | 0   | 2  | 1  | 1  | 239 | 323 | 336 |
| SHEFFIELD, GARY    | 8   | 25  | 4   | 3   | 2  | 0  | 1  | 1   | 0   | 2   | 1  | 0  | 0  | 0   | 0  | 0  | 1  | 120 | 214 | 320 |
| SIERRA, REUBEN     | 155 | 613 | 81  | 179 | 37 | 5  | 17 | 84  | 94  | 48  | 0  | 0  | 9  | 22  | 10 | 6  | 1  | 292 | 339 | 452 |
| SLAUGHT, DON       | 138 | 499 | 47  | 132 | 34 | 4  | 3  | 63  | 72  | 39  | 8  | 3  | 2  | 6   | 0  | 0  | 13 | 265 | 327 | 367 |
| SMITH, OZZIE       | 159 | 654 | 114 | 187 | 31 | 0  | 1  | 73  | 51  | 97  | 0  | 2  | 2  | 9   | 38 | 13 | 4  | 286 | 377 | 338 |
| SNYDER, CORY       | 1   | 1   | 0   | 0   | 0  | 0  | 0  | 0   | 0   | 0   | 0  | 0  | 0  | 0   | 0  | 0  | 0  | 000 | 000 | 000 |
| SOJO, LUIS         | 7   | 3   | 2   | 0   | 0  | 0  | 0  | 0   | 0   | 1   | 0  | 0  | 0  | 0   | 0  | 0  | 0  | 000 | 250 | 000 |
| SORRENTO, PAUL     | 19  | 56  | 8   | 10  | 1  | 0  | 7  | 15  | 22  | 2   | 0  | 0  | 1  | 2   | 0  | 0  | 0  | 179 | 203 | 571 |
| SOSA, SAMMY        | 68  | 24  | 2   | 5   | 0  | 0  | 0  | 0   | 5   | 2   | 0  | 1  | 0  | 0   | 6  | 0  | 2  | 208 | 269 | 208 |
| SPAGUE, ED         | 25  | 42  | 5   | 10  | 1  | 0  | 0  | 4   | 15  | 11  | 0  | 0  | 1  | 1   | 0  | 0  | 3  | 238 | 389 | 262 |
| SPIERS, BILLY      | 141 | 478 | 49  | 115 | 13 | 7  | 6  | 60  | 85  | 27  | 0  | 7  | 8  | 4   | 20 | 4  | 20 | 241 | 277 | 335 |
| STEINBACH, TERRY   | 66  | 168 | 16  | 50  | 14 | 1  | 3  | 22  | 15  | 5   | 1  | 0  | 1  | 6   | 2  | 2  | 5  | 298 | 320 | 446 |
| STEVENS, LEE       | 30  | 38  | 3   | 10  | 4  | 1  | 0  | 2   | 10  | 2   | 0  | 0  | 0  | 0   | 0  | 0  | 0  | 263 | 300 | 421 |
| STILLWELL, KIRT    | 6   | 20  | 1   | 4   | 2  | 0  | 0  | 3   | 1   | 1   | 0  | 0  | 0  | 1   | 0  | 0  | 0  | 200 | 238 | 300 |
| STRAWBERRY, DARRYL | 162 | 603 | 87  | 140 | 20 | 3  | 36 | 91  | 153 | 95  | 2  | 0  | 5  | 10  | 22 | 6  | 1  | 232 | 336 | 454 |
| SURHOFF, BJ        | 66  | 199 | 15  | 51  | 6  | 1  | 0  | 12  | 24  | 8   | 0  | 10 | 0  | 2   | 2  | 2  |    | 000 | 000 | 000 |
| SVEUM, DALE        | 3   | 6   | 0   | 0   | 0  | 0  | 0  | 0   | 4   | 0   | 0  | 0  | 0  | 0   | 0  | 0  | 0  | 000 | 000 | 000 |
| TARTABULL, DANNY   | 156 | 627 | 101 | 187 | 50 | 6  | 40 | 123 | 156 | 41  | 2  | 0  | 3  | 11  | 0  | 0  |    | 298 | 342 | 589 |
| TETTLETON, MICKET  | 157 | 495 | 68  | 109 | 9  | 3  | 26 | 66  | 139 | 98  | 2  | 0  | 4  | 14  | 3  | 3  | 14 | 220 | 349 | 408 |
| THOMAS, FRANK      | 154 | 553 | 92  | 161 | 30 | 2  | 27 | 118 | 139 | 116 | 0  | 0  | 7  | 5   | 0  | 0  | 0  | 291 | 410 | 499 |
| THOME, JIM         | 33  | 108 | 9   | 28  | 3  | 1  | 3  | 10  | 23  | 10  | 2  | 0  | 0  | 3   | 2  | 3  | 13 | 259 | 333 | 389 |
| THOMPSON, MILT     | 128 | 451 | 67  | 141 | 19 | 8  | 9  | 50  | 96  | 34  | 0  | 0  | 1  | 5   | 26 | 11 | 2  | 313 | 360 | 450 |
| THOMPSON, ROBBIE   | 126 | 387 | 56  | 84  | 14 | 2  | 8  | 31  | 84  | 47  | 3  | 37 | 1  | 6   | 10 | 1  | 6  | 217 | 306 | 326 |
| THURMAN, GARY      | 3   | 13  | 1   | 5   | 1  | 0  | 0  | 3   | 1   | 0   | 0  | 0  | 0  | 1   | 1  | 0  | 0  | 385 | 385 | 462 |
| TRAMMELL, ALAN     | 143 | 417 | 32  | 92  | 18 | 1  | 5  | 32  | 44  | 24  | 7  | 21 | 3  | 11  | 11 | 1  | 9  | 221 | 273 | 305 |
| TREADWAY, JEFF     | 87  | 328 | 29  | 88  | 13 | 3  | 0  | 25  | 29  | 24  | 2  | 2  | 2  | 6   | 1  | 2  | 19 | 268 | 320 | 326 |
| VALLE, DAVE        | 39  | 122 | 14  | 18  | 3  | 0  | 4  | 7   | 25  | 5   | 1  | 4  | 0  | 1   | 0  | 0  |    | 148 | 188 | 270 |
| VAN SLYKE, ANDY    | 133 | 436 | 71  | 107 | 12 | 6  | 22 | 81  | 78  | 67  | 4  | 0  | 4  | 6   | 7  | 0  | 2  | 245 | 348 | 452 |
| VAUGHAN, GREG      | 4   | 5   | 0   | 0   | 0  | 0  | 0  | 1   | 1   | 1   | 0  | 0  | 1  | 0   | 0  | 0  | 0  | 000 | 143 | 000 |
| VENTURA, ROBIN     | 139 | 518 | 70  | 137 | 15 | 0  | 28 | 86  | 68  | 50  | 0  | 0  | 8  | 27  | 0  | 0  | 20 | 264 | 325 | 456 |
| VILLANUEVA, HECTOR | 119 | 396 | 56  | 94  | 21 | 2  | 25 | 70  | 64  | 25  | 0  | 0  | 2  | 6   | 0  | 0  | 0  | 237 | 281 | 490 |
| VIZQUEL, OMAR      | 46  | 139 | 11  | 25  | 5  | 0  | 1  | 12  | 13  | 20  | 0  | 9  | 1  | 4   | 3  | 0  | 3  | 180 | 281 | 237 |
| WALKER, LARRY      | 161 | 644 | 73  | 168 | 29 | 1  | 21 | 82  | 171 | 38  | 7  | 0  | 4  | 14  | 14 | 8  | 3  | 261 | 307 | 407 |
| WALLACH, TIM       | 74  | 50  | 0   | 9   | 0  | 0  | 0  | 2   | 8   | 2   | 0  | 1  | 0  | 1   | 0  | 0  | 2  | 180 | 212 | 180 |
| WEHNER, JOHN       | 16  | 19  | 2   | 7   | 0  | 0  | 0  | 0   | 4   | 1   | 0  | 0  | 0  | 0   | 1  | 0  | 1  | 368 | 400 | 368 |
| WEISS, WALT        | 34  | 66  | 8   | 11  | 3  | 0  | 0  | 3   | 10  | 4   | 0  | 7  | 1  | 0   | 1  | 0  |    | 167 | 211 | 212 |
| WHITAKER, LOU      | 141 | 485 | 89  | 123 | 27 | 2  | 17 | 73  | 53  | 100 | 4  | 1  | 4  | 8   | 4  | 1  | 4  | 254 | 383 | 423 |
| WHITE, DEVON       | 155 | 615 | 75  | 154 | 46 | 9  | 9  | 50  | 151 | 54  | 10 | 11 | 0  | 16  | 54 | 21 | 3  | 250 | 321 | 398 |
| WHITEN, MARK       | 15  | 14  | 0   | 4   | 2  | 1  | 0  | 3   | 3   | 1   | 0  | 0  | 0  | 3   | 0  | 1  | 0  | 286 | 333 | 571 |
| WILKINS, RICK      | 17  | 51  | 5   | 8   | 2  | 0  | 2  | 3   | 12  | 6   | 0  | 1  | 0  | 0   | 0  | 0  | 0  | 157 | 246 | 314 |
| WILLIAMS, BERNIE   | 43  | 88  | 13  | 20  | 4  | 1  | 0  | 7   | 20  | 16  | 1  | 1  | 0  | 3   | 8  | 2  | 0  | 227 | 352 | 295 |
| WILLIAMS, MATT     | 156 | 641 | 95  | 160 | 19 | 7  | 43 | 100 | 164 | 34  | 3  | 0  | 0  | 9   | 7  | 1  | 21 | 250 | 291 | 502 |
| WINFIELD, DAVE     | 55  | 153 | 15  | 44  | 9  | 0  | 6  | 20  | 22  | 14  | 0  | 0  | 1  | 8   | 1  | 0  | 0  | 288 | 345 | 464 |
| TOUNT, ROBIN       | 53  | 117 | 18  | 22  | 4  | 1  | 0  | 6   | 18  | 15  | 1  | 3  | 1  | 3   | 3  | 0  | 0  | 188 | 284 | 239 |
| ZEILE, TODD        | 137 | 520 | 62  | 130 | 40 | 0  | 12 | 75  | 95  | 64  | 4  | 0  | 1  | 6   | 18 | 4  | 26 | 250 | 336 | 396 |

| PITCHER           | ERA  | W  | L  | PCT | SV | G  | GS | CG | GF | IP     | H   | R   | ER  | HR | BB  | SO  | SH | BK | WP |
|-------------------|------|----|----|-----|----|----|----|----|----|--------|-----|-----|-----|----|-----|-----|----|----|----|
| ABBOTT, JIM       | 4.63 | 13 | 10 | 565 | 0  | 29 | 29 | 4  | 0  | 184.67 | 180 | 101 | 95  | 29 | 88  | 116 | 0  | 4  | 0  |
| AGUILERA, RICK    | 2.23 | 9  | 6  | 600 | 17 | 63 | 0  | 0  | 50 | 64.67  | 40  | 16  | 16  | 6  | 29  | 54  | 0  | 0  | 6  |
| ANDERSEN, LARRY   | 3.88 | 3  | 7  | 300 | 5  | 34 | 0  | 0  | 25 | 48.67  | 57  | 21  | 21  | 4  | 10  | 37  | 0  | 0  | 3  |
| APPIER, KEVIN     | 4.23 | 18 | 15 | 545 | 0  | 41 | 41 | 10 | 0  | 278.67 | 307 | 141 | 131 | 27 | 98  | 205 | 3  | 1  | 7  |
| AQUINO, LUIS      | 5.05 | 9  | 13 | 409 | 0  | 33 | 33 | 4  | 0  | 196.00 | 255 | 125 | 110 | 29 | 61  | 79  | 0  | 0  | 2  |
| ASSENMACHER, PAUL | 4.02 | 4  | 4  | 500 | 1  | 54 | 0  | 0  | 26 | 105.33 | 106 | 51  | 47  | 16 | 34  | 118 | 0  | 0  | 1  |
| AVERY, STEVE      | 5.08 | 12 | 15 | 444 | 0  | 35 | 35 | 3  | 0  | 234.00 | 239 | 146 | 132 | 35 | 105 | 133 | 2  | 1  | 5  |
| BELCHER, TIM      | 3.09 | 21 | 13 | 618 | 0  | 38 | 38 | 17 | 0  | 302.67 | 284 | 113 | 104 | 26 | 125 | 198 | 2  | 0  | 8  |
| BELINDA, STAN     | 2.33 | 9  | 7  | 563 | 11 | 75 | 0  | 0  | 46 | 131.33 | 88  | 35  | 34  | 13 | 52  | 109 | 0  | 0  | 6  |
| BENES, ANDY       | 3.19 | 16 | 15 | 516 | 0  | 40 | 40 | 9  | 0  | 279.00 | 239 | 112 | 99  | 31 | 84  | 184 | 3  | 7  | 2  |
| BERENQUER, JUAN   | 3.80 | 9  | 3  | 750 | 12 | 54 | 0  | 0  | 40 | 73.33  | 61  | 31  | 31  | 5  | 25  | 56  | 0  | 0  | 0  |
| BOSIO, CHRIS      | 3.78 | 15 | 18 | 455 | 0  | 41 | 41 | 10 | 0  | 288.33 | 294 | 142 | 121 | 23 | 101 | 159 | 0  | 0  | 9  |
| BRANTLEY, JEFF    | 1.00 | 0  | 1  | 000 | 1  | 5  | 0  | 0  | 4  | 9.00   | 5   | 1   | 1   | 1  | 2   | 7   | 0  | 0  | 0  |
| BROWN, KEVIN D.   | 4.16 | 1  | 2  | 333 | 0  | 9  | 0  | 0  | 2  | 4.33   | 2   | 2   | 2   | 0  | 4   | 1   | 0  | 0  | 0  |
| BURKETT, JOHN     | 4.12 | 1  | 1  | 500 | 0  | 3  | 3  | 1  | 0  | 19.67  | 17  | 9   | 9   | 1  | 8   | 12  | 1  | 0  | 0  |
| CANDIOTTI, TOM    | 3.84 | 25 | 12 | 676 | 0  | 40 | 40 | 19 | 0  | 321.00 | 350 | 144 | 137 | 37 | 99  | 219 | 2  | 0  | 13 |
| CASTILLO, FRANK   | 3.89 | 10 | 18 | 357 | 0  | 33 | 33 | 6  | 0  | 208.00 | 242 | 101 | 90  | 13 | 61  | 113 | 2  | 3  | 13 |
| CHARLTON, NORM    | 3.48 | 2  | 6  | 250 | 1  | 31 | 5  | 2  | 12 | 88.00  | 83  | 42  | 34  | 7  | 38  | 75  | 0  | 0  | 5  |
| CLEMENS, ROGER    | 2.51 | 28 | 11 | 718 | 0  | 41 | 41 | 31 | 0  | 358.67 | 259 | 108 | 100 | 35 | 96  | 328 | 5  | 0  | 5  |
| CONE, DAVID       | 4.11 | 23 | 12 | 657 | 0  | 40 | 40 | 20 | 0  | 300.00 | 305 | 149 | 137 | 25 | 96  | 296 | 1  | 1  | 21 |
| DEJESUS, JOSE     | 5.24 | 5  | 5  | 500 | 0  | 14 | 10 | 1  | 2  | 68.67  | 59  | 45  | 40  | 5  | 62  | 48  | 0  | 0  | 2  |
| DELEON, JOSE      | 4.16 | 14 | 13 | 519 | 0  | 33 | 33 | 4  | 0  | 218.67 | 202 | 114 | 101 | 35 | 91  | 141 | 0  | 2  | 1  |
| DIBBLE, ROB       | 3.07 | 7  | 5  | 583 | 12 | 58 | 0  | 0  | 40 | 76.33  | 67  | 31  | 26  | 10 | 26  | 78  | 0  | 0  | 6  |
| DRABEK, DOUG      | 6.75 | 2  | 1  | 667 | 0  | 5  | 5  | 0  | 0  | 25.33  | 36  | 19  | 19  | 4  | 11  | 17  | 0  | 0  | 0  |
| ECKERSLEY, DENNIS | 2.77 | 2  | 1  | 667 | 0  | 70 | 0  | 0  | 20 | 81.33  | 65  | 26  | 25  | 12 | 9   | 82  | 0  | 0  | 1  |
| EICHHORN, MARK    | 1.07 | 8  | 2  | 800 | 5  | 56 | 0  | 0  | 27 | 84.00  | 50  | 11  | 10  | 1  | 29  | 47  | 0  | 0  | 0  |
| ERICKSON, SCOTT   | 5.56 | 7  | 16 | 304 | 0  | 28 | 28 | 5  | 0  | 160.33 | 202 | 110 | 99  | 20 | 60  | 72  | 0  | 0  | 3  |
| FARR, STEVE       | 2.94 | 7  | 7  | 500 | 18 | 72 | 0  | 0  | 0  | 113.33 | 99  | 42  | 37  | 11 | 22  | 92  | 0  | 0  | 4  |
| FASSERO, JEFF     | 3.67 | 3  | 3  | 500 | 9  | 52 | 0  | 0  | 29 | 83.33  | 78  | 34  | 34  | 6  | 31  | 52  | 0  | 0  | 7  |
| FERNANDEZ, ALEX   | 5.16 | 3  | 4  | 429 | 0  | 13 | 12 | 1  | 0  | 82.00  | 90  | 56  | 47  | 12 | 61  | 60  | 0  | 0  | 2  |
| FERNANDEZ, SID    | 8.25 | 0  | 2  | 000 | 0  | 2  | 2  | 0  | 0  | 12.00  | 19  | 11  | 11  | 4  | 3   | 5   | 0  | 0  | 0  |
| FLANAGAN, MIKE    | 4.07 | 1  | 4  | 200 | 1  | 49 | 0  | 0  | 12 | 48.67  | 47  | 27  | 22  | 3  | 11  | 37  | 0  | 1  | 2  |
| FRANCO, JOHN      | 2.25 | 2  | 1  | 667 | 1  | 23 | 0  | 0  | 13 | 36.00  | 32  | 11  | 9   | 3  | 10  | 21  | 0  | 0  | 0  |
| FREEMAN, MARVIN   | 3.25 | 3  | 3  | 500 | 3  | 67 | 0  | 0  | 27 | 102.33 | 93  | 45  | 37  | 6  | 23  | 55  | 0  | 0  | 8  |
| FROHWIRTH, TODD   | 3.64 | 7  | 4  | 636 | 6  | 71 | 0  | 0  | 35 | 180.33 | 144 | 81  | 73  | 18 | 56  | 133 | 0  | 0  | 2  |
| GARDNER, MARK     | 4.38 | 12 | 12 | 500 | 0  | 34 | 34 | 4  | 0  | 207.33 | 202 | 114 | 101 | 26 | 99  | 121 | 0  | 1  | 1  |
| GLAVINE, TOM      | 4.56 | 9  | 22 | 290 | 0  | 40 | 40 | 16 | 0  | 292.33 | 302 | 158 | 148 | 37 | 92  | 186 | 2  | 3  | 9  |
| GOODEN, DOC       | 5.43 | 4  | 3  | 571 | 0  | 10 | 10 | 2  | 0  | 68.00  | 77  | 41  | 41  | 9  | 27  | 40  | 0  | 0  | 2  |
| GORDON, TOM       | 4.42 | 7  | 13 | 350 | 0  | 31 | 27 | 6  | 3  | 191.33 | 173 | 102 | 94  | 20 | 118 | 193 | 1  | 0  | 9  |
| GOSSAGE, GOOSE    | 3.60 | 4  | 9  | 308 | 4  | 97 | 0  | 0  | 29 | 122.67 | 88  | 57  | 49  | 12 | 56  | 60  | 0  | 0  | 9  |
| GOTT, JIM         | 6.34 | 1  | 6  | 143 | 0  | 18 | 0  | 0  | 10 | 32.67  | 41  | 27  | 23  | 6  | 14  | 27  | 0  | 2  | 3  |
| GRAY, JEFF        | 3.42 | 5  | 3  | 625 | 11 | 65 | 0  | 0  | 35 | 92.00  | 74  | 39  | 35  | 11 | 23  | 47  | 0  | 0  | 8  |
| GREENE, TOMMY     | 4.26 | 17 | 17 | 500 | 0  | 39 | 39 | 14 | 0  | 289.33 | 273 | 148 | 137 | 38 | 116 | 209 | 0  | 2  | 18 |
| GUZMAN, JOSE      | 4.11 | 15 | 12 | 556 | 0  | 32 | 32 | 6  | 0  | 236.33 | 218 | 126 | 108 | 17 | 117 | 157 | 2  | 1  | 11 |
| GUZMAN, JUAN      | 4.16 | 13 | 11 | 542 | 0  | 34 | 34 | 4  | 0  | 223.00 | 224 | 114 | 103 | 18 | 126 | 192 | 1  | 0  | 10 |
| HABYAN, JOHN      | 4.41 | 6  | 12 | 333 | 10 | 69 | 0  | 0  | 0  | 120.33 | 118 | 60  | 59  | 10 | 34  | 89  | 0  | 0  | 1  |
| HARNISCH, PETE    | 3.50 | 20 | 16 | 556 | 0  | 41 | 41 | 12 | 0  | 298.67 | 262 | 139 | 116 | 32 | 119 | 199 | 1  | 4  | 3  |
| HARNISCH, PETE    | 7.11 | 0  | 0  | --- | 0  | 1  | 1  | 0  | 0  | 6.33   | 10  | 6   | 5   | 2  | 6   | 5   | 0  | 0  | 0  |
| HARRIS, GREG A.   | 3.75 | 6  | 9  | 400 | 0  | 26 | 11 | 2  | 7  | 117.67 | 111 | 55  | 49  | 16 | 42  | 87  | 0  | 0  | 5  |
| HARRIS, GREG W.   | 3.44 | 12 | 8  | 600 | 0  | 26 | 26 | 8  | 0  | 193.67 | 171 | 81  | 74  | 16 | 39  | 120 | 2  | 0  | 6  |
| HARVEY, BRYAN     | 2.60 | 3  | 1  | 750 | 30 | 60 | 0  | 0  | 45 | 72.67  | 40  | 22  | 21  | 8  | 26  | 83  | 0  | 0  | 1  |

| PITCHER            | ERA  | W  | L  | PCT  | SV | G   | GS | CG | GF | IP     | H   | R   | ER  | HR | BB  | SO  | SH | BK | WP |
|--------------------|------|----|----|------|----|-----|----|----|----|--------|-----|-----|-----|----|-----|-----|----|----|----|
| HENKE, TOM         | 2.96 | 15 | 11 | 577  | 32 | 102 | 0  | 0  | 76 | 143.00 | 116 | 51  | 47  | 15 | 30  | 149 | 0  | 0  | 2  |
| HENRY, DOUG        | 1.69 | 3  | 3  | 500  | 2  | 21  | 0  | 0  | 8  | 26.67  | 14  | 6   | 5   | 1  | 13  | 18  | 0  | 0  | 1  |
| HERSHISER, OREL    | 3.63 | 15 | 11 | 577  | 0  | 33  | 33 | 8  | 0  | 240.67 | 251 | 107 | 97  | 18 | 72  | 130 | 2  | 9  | 4  |
| HILL, KEN          | 3.48 | 12 | 11 | 522  | 0  | 28  | 28 | 11 | 0  | 212.00 | 195 | 89  | 82  | 21 | 70  | 140 | 3  | 1  | 7  |
| HILLEGAS, SHAWN    | 2.48 | 2  | 4  | 333  | 7  | 64  | 1  | 1  | 24 | 87.00  | 64  | 31  | 24  | 8  | 32  | 67  | 0  | 0  | 3  |
| HONEYCUTT, RICK    | 0.00 | 0  | 0  | ---  | 0  | 6   | 0  | 0  | 3  | 5.33   | 2   | 0   | 0   | 0  | 0   | 4   | 0  | 0  | 0  |
| HOWE, STEVE        | 3.06 | 2  | 4  | 333  | 0  | 35  | 3  | 0  | 16 | 35.33  | 30  | 16  | 12  | 4  | 14  | 24  | 0  | 0  | 4  |
| HOWELL, JAY        | 3.57 | 1  | 4  | 200  | 5  | 39  | 0  | 0  | 11 | 53.00  | 47  | 23  | 21  | 8  | 11  | 36  | 0  | 0  | 0  |
| HURST, BRUCE       | 4.22 | 14 | 22 | 389  | 0  | 39  | 39 | 20 | 0  | 304.67 | 311 | 150 | 143 | 39 | 96  | 194 | 2  | 1  | 6  |
| INNIS, JEFF        | 2.20 | 6  | 3  | 667  | 6  | 83  | 0  | 0  | 26 | 172.00 | 125 | 42  | 42  | 6  | 49  | 88  | 0  | 0  | 8  |
| JACKSON, MIKE      | 3.63 | 2  | 3  | 400  | 0  | 22  | 0  | 0  | 12 | 39.67  | 39  | 19  | 16  | 4  | 9   | 26  | 0  | 0  | 2  |
| JOHNSON, RANDY     | 6.36 | 3  | 9  | 250  | 0  | 14  | 14 | 3  | 0  | 86.33  | 70  | 71  | 61  | 18 | 92  | 90  | 1  | 3  | 10 |
| JOHNSTON, JOEL     | 0.98 | 1  | 1  | 500  | 9  | 16  | 0  | 0  | 13 | 18.33  | 10  | 2   | 2   | 1  | 5   | 11  | 0  | 0  | 0  |
| JONES, CALVIN      | 3.16 | 1  | 1  | 500  | 7  | 27  | 0  | 0  | 14 | 42.67  | 38  | 16  | 15  | 6  | 14  | 36  | 0  | 0  | 3  |
| JONES, DOUG        | 4.50 | 0  | 0  | ---  | 1  | 2   | 0  | 0  | 0  | 4.00   | 2   | 2   | 2   | 1  | 0   | 4   | 0  | 0  | 0  |
| KEY, JIMMY         | 4.01 | 9  | 6  | 600  | 0  | 27  | 27 | 5  | 0  | 181.67 | 217 | 88  | 81  | 12 | 44  | 101 | 0  | 0  | 0  |
| KILE, DARTL        | 4.27 | 7  | 12 | 368  | 0  | 32  | 25 | 5  | 3  | 187.67 | 172 | 102 | 89  | 21 | 116 | 96  | 0  | 7  | 5  |
| LANCASTER, LES     | 5.94 | 7  | 7  | 500  | 0  | 20  | 19 | 2  | 0  | 109.00 | 122 | 73  | 72  | 15 | 46  | 52  | 0  | 1  | 1  |
| LANGSTON, MARK     | 4.77 | 14 | 19 | 424  | 0  | 40  | 40 | 12 | 0  | 286.67 | 266 | 173 | 152 | 51 | 149 | 203 | 0  | 0  | 7  |
| LEIBRANDT, CHARLIE | 5.15 | 12 | 14 | 462  | 0  | 31  | 31 | 2  | 0  | 180.00 | 213 | 116 | 103 | 24 | 62  | 71  | 0  | 4  | 4  |
| LEITER, MARK       | 7.20 | 0  | 1  | 000  | 0  | 1   | 1  | 0  | 0  | 5.00   | 12  | 4   | 4   | 2  | 1   | 0   | 0  | 0  | 0  |
| MACHADO, JULIO     | 5.39 | 0  | 0  | ---  | 0  | 1   | 0  | 0  | 1  | 1.67   | 2   | 1   | 1   | 0  | 1   | 2   | 0  | 0  | 0  |
| MADDUX, GREG       | 3.83 | 16 | 21 | 432  | 0  | 42  | 42 | 17 | 0  | 307.67 | 294 | 150 | 131 | 39 | 66  | 228 | 1  | 5  | 4  |
| MADDUX, MIKE       | 3.95 | 8  | 10 | 444  | 8  | 62  | 0  | 0  | 42 | 79.67  | 67  | 41  | 35  | 7  | 27  | 38  | 0  | 0  | 8  |
| MARTINEZ, DENNIS   | 3.82 | 21 | 13 | 618  | 0  | 40  | 40 | 16 | 0  | 310.67 | 299 | 149 | 132 | 29 | 100 | 136 | 1  | 0  | 1  |
| MARTINEZ, RAMON    | 3.82 | 16 | 20 | 444  | 0  | 41  | 41 | 14 | 0  | 306.67 | 295 | 145 | 130 | 43 | 84  | 208 | 1  | 0  | 2  |
| MASON, ROGER       | 5.31 | 1  | 4  | 200  | 12 | 27  | 0  | 0  | 21 | 20.33  | 19  | 12  | 12  | 3  | 13  | 14  | 0  | 0  | 3  |
| MCDONALD, BEN      | 4.00 | 1  | 0  | 1000 | 0  | 1   | 1  | 1  | 0  | 9.00   | 8   | 4   | 4   | 2  | 1   | 6   | 0  | 0  | 0  |
| MCDOWELL, JACK     | 3.99 | 21 | 9  | 700  | 0  | 40  | 40 | 14 | 0  | 284.00 | 262 | 131 | 126 | 33 | 107 | 211 | 2  | 2  | 16 |
| MCELROY, CHUCK     | 4.15 | 1  | 2  | 333  | 2  | 44  | 0  | 0  | 0  | 80.33  | 71  | 50  | 37  | 12 | 50  | 62  | 0  | 0  | 1  |
| MELLENDEZ, JOSE    | 5.16 | 4  | 3  | 571  | 2  | 32  | 1  | 0  | 16 | 66.33  | 72  | 47  | 38  | 16 | 19  | 38  | 0  | 2  | 4  |
| MERCKER, KENT      | 4.80 | 2  | 4  | 333  | 0  | 21  | 6  | 0  | 2  | 50.67  | 49  | 31  | 27  | 10 | 29  | 37  | 0  | 0  | 2  |
| MONTGOMERY, JEFF   | 2.36 | 3  | 5  | 375  | 13 | 52  | 0  | 0  | 37 | 95.33  | 84  | 25  | 25  | 8  | 26  | 82  | 0  | 0  | 1  |
| MOORE, MIKE        | 4.39 | 13 | 12 | 520  | 0  | 38  | 38 | 5  | 0  | 238.00 | 225 | 126 | 116 | 15 | 124 | 156 | 0  | 0  | 17 |
| MORGAN, NIKE       | 3.64 | 20 | 17 | 541  | 0  | 41  | 41 | 17 | 0  | 313.67 | 311 | 143 | 127 | 38 | 84  | 152 | 5  | 0  | 5  |
| MORRIS, JACK       | 5.23 | 13 | 11 | 542  | 0  | 35  | 35 | 8  | 0  | 227.00 | 253 | 141 | 132 | 27 | 97  | 144 | 0  | 1  | 16 |
| MULHOLLAND, TERRY  | 6.00 | 0  | 1  | 000  | 0  | 1   | 1  | 0  | 0  | 6.00   | 7   | 4   | 4   | 2  | 2   | 5   | 0  | 0  | 0  |
| MUSSINA, MIKE      | 4.87 | 5  | 15 | 250  | 0  | 24  | 24 | 6  | 0  | 175.67 | 203 | 112 | 95  | 23 | 58  | 92  | 0  | 5  | 9  |
| NABHOLZ, CHRIS     | 5.39 | 6  | 10 | 375  | 0  | 25  | 25 | 3  | 0  | 148.67 | 167 | 99  | 89  | 9  | 70  | 99  | 1  | 0  | 2  |
| NAGY, CHARLES      | 9.30 | 2  | 10 | 167  | 0  | 16  | 16 | 1  | 0  | 79.33  | 140 | 84  | 82  | 18 | 32  | 48  | 0  | 0  | 0  |
| NAVARRO, JAIME     | 5.14 | 1  | 1  | 500  | 0  | 2   | 2  | 1  | 0  | 14.00  | 8   | 8   | 8   | 1  | 4   | 3   | 1  | 0  | 1  |
| NEAGLE, DENNY      | 1.93 | 0  | 0  | ---  | 0  | 3   | 0  | 0  | 1  | 4.67   | 3   | 1   | 1   | 0  | 0   | 7   | 0  | 0  | 0  |
| OJEDA, BOBBY       | 4.33 | 4  | 7  | 364  | 0  | 15  | 15 | 4  | 0  | 108.00 | 121 | 56  | 52  | 11 | 31  | 73  | 0  | 0  | 1  |
| OLIVARES, OMAR     | 7.12 | 1  | 8  | 111  | 1  | 25  | 22 | 0  | 3  | 108.67 | 151 | 103 | 86  | 16 | 67  | 55  | 0  | 0  | 1  |
| OLSON, GREGG       | 0.00 | 0  | 0  | ---  | 0  | 1   | 0  | 0  | 1  | 0.67   | 0   | 0   | 0   | 0  | 0   | 2   | 0  | 1  | 0  |
| OSUNA, AL          | 3.08 | 6  | 1  | 857  | 1  | 43  | 0  | 0  | 18 | 49.67  | 32  | 21  | 17  | 8  | 24  | 41  | 0  | 0  | 0  |
| PALL, DONN         | 4.63 | 2  | 0  | 1000 | 12 | 52  | 0  | 0  | 31 | 58.33  | 50  | 32  | 30  | 10 | 7   | 37  | 0  | 0  | 1  |
| PENA, ALEJANDRO    | 4.15 | 1  | 2  | 333  | 4  | 45  | 0  | 0  | 10 | 56.33  | 66  | 27  | 26  | 6  | 15  | 38  | 0  | 0  | 1  |

| PITCHER          | ERA   | W  | L  | PCT  | SV | G  | GS | CG | GF | IP     | H   | R   | ER  | HR | BB  | SO  | SH | BK | WP |
|------------------|-------|----|----|------|----|----|----|----|----|--------|-----|-----|-----|----|-----|-----|----|----|----|
| PEREZ, MELIDO    | 4.57  | 3  | 3  | 500  | 0  | 12 | 4  | 0  | 2  | 43.33  | 51  | 26  | 22  | 8  | 19  | 48  | 0  | 1  | 5  |
| PEREZ, PASCUAL   | 5.68  | 1  | 1  | 500  | 0  | 2  | 2  | 0  | 0  | 12.67  | 17  | 8   | 8   | 3  | 4   | 7   | 0  | 1  | 0  |
| PIATT, DOUG      | 2.25  | 0  | 2  | 000  | 0  | 17 | 0  | 0  | 0  | 32.00  | 19  | 11  | 8   | 2  | 13  | 21  | 0  | 0  | 0  |
| POOLE, JIM       | 3.39  | 3  | 2  | 600  | 5  | 45 | 0  | 0  | 21 | 58.33  | 55  | 25  | 22  | 10 | 29  | 55  | 0  | 0  | 5  |
| PORTUGAL, MARK   | 10.39 | 0  | 0  | ---  | 0  | 8  | 2  | 0  | 0  | 17.33  | 34  | 24  | 20  | 6  | 8   | 12  | 0  | 1  | 1  |
| RADINSKY, SCOTT  | 2.93  | 2  | 3  | 400  | 11 | 59 | 0  | 0  | 39 | 73.67  | 65  | 26  | 24  | 9  | 30  | 49  | 0  | 0  | 1  |
| REARDON, JEFF    | 1.98  | 3  | 0  | 1000 | 0  | 19 | 0  | 0  | 3  | 13.67  | 11  | 3   | 3   | 1  | 10  | 8   | 0  | 0  | 0  |
| RIGHETTI, DAVE   | 3.86  | 0  | 0  | ---  | 1  | 8  | 0  | 0  | 0  | 9.33   | 11  | 4   | 4   | 0  | 5   | 3   | 0  | 0  | 0  |
| RIJO, JOSE       | 3.65  | 16 | 14 | 533  | 0  | 40 | 40 | 11 | 0  | 293.67 | 267 | 129 | 119 | 26 | 94  | 216 | 1  | 6  | 2  |
| RITCHIE, WALLY   | 2.53  | 2  | 2  | 500  | 2  | 45 | 0  | 0  | 10 | 42.67  | 25  | 15  | 12  | 2  | 19  | 18  | 0  | 0  | 1  |
| ROJAS, MEL       | 4.26  | 0  | 0  | ---  | 0  | 12 | 0  | 0  | 3  | 12.67  | 10  | 6   | 6   | 0  | 9   | 9   | 0  | 0  | 2  |
| RYAN, NOLAN      | 2.13  | 25 | 5  | 833  | 0  | 32 | 32 | 15 | 0  | 257.33 | 150 | 73  | 61  | 18 | 115 | 295 | 2  | 0  | 6  |
| SABERHAGEN, BRET | 3.72  | 13 | 12 | 520  | 0  | 31 | 31 | 17 | 0  | 239.67 | 220 | 107 | 99  | 26 | 58  | 164 | 2  | 2  | 8  |
| SANDERSON, SCOTT | 3.69  | 17 | 13 | 567  | 0  | 40 | 40 | 9  | 0  | 307.00 | 311 | 137 | 126 | 35 | 61  | 157 | 0  | 1  | 4  |
| SANFORD, MO      | 2.48  | 2  | 0  | 1000 | 0  | 4  | 4  | 0  | 0  | 29.00  | 22  | 9   | 8   | 3  | 13  | 29  | 0  | 0  | 3  |
| SCHOOLER, MIKE   | 9.00  | 0  | 3  | 000  | 1  | 11 | 0  | 0  | 3  | 6.00   | 11  | 6   | 6   | 2  | 2   | 7   | 0  | 0  | 0  |
| SMILEY, JOHN     | 4.44  | 11 | 15 | 423  | 0  | 31 | 31 | 6  | 0  | 210.67 | 228 | 120 | 104 | 28 | 96  | 113 | 1  | 2  | 0  |
| SMITH, BRYN      | 4.89  | 9  | 15 | 375  | 0  | 33 | 33 | 2  | 0  | 197.00 | 247 | 123 | 107 | 26 | 52  | 78  | 0  | 1  | 3  |
| SMITH, LEE       | 5.22  | 2  | 12 | 143  | 10 | 57 | 0  | 0  | 39 | 88.00  | 105 | 62  | 51  | 11 | 15  | 82  | 0  | 0  | 1  |
| SMITH, PETE      | 9.82  | 0  | 2  | 000  | 0  | 2  | 2  | 0  | 0  | 11.00  | 16  | 12  | 12  | 3  | 6   | 10  | 0  | 0  | 0  |
| SMITH, ZANE      | 4.87  | 12 | 13 | 480  | 0  | 41 | 41 | 2  | 0  | 223.67 | 270 | 133 | 121 | 27 | 55  | 116 | 1  | 0  | 1  |
| SMOLTZ, JOHN     | 4.74  | 15 | 12 | 556  | 0  | 35 | 35 | 9  | 0  | 241.33 | 247 | 138 | 127 | 34 | 86  | 117 | 0  | 4  | 28 |
| STANTON, MIKE    | 1.80  | 1  | 4  | 200  | 0  | 41 | 0  | 0  | 12 | 55.00  | 41  | 11  | 11  | 2  | 17  | 34  | 0  | 0  | 0  |
| STIEB, DAVE      | 4.77  | 3  | 3  | 500  | 0  | 9  | 9  | 0  | 0  | 54.67  | 54  | 30  | 29  | 5  | 29  | 30  | 0  | 0  | 1  |
| SWIFT, BILL      | 2.95  | 5  | 5  | 500  | 33 | 60 | 0  | 0  | 55 | 73.33  | 67  | 27  | 24  | 4  | 19  | 38  | 0  | 2  | 0  |
| SWINDELL, GREG   | 3.65  | 9  | 8  | 529  | 0  | 24 | 24 | 7  | 0  | 172.67 | 171 | 76  | 70  | 25 | 46  | 108 | 0  | 0  | 1  |
| TAPANI, KEVIN    | 3.91  | 21 | 14 | 600  | 0  | 39 | 39 | 16 | 0  | 281.00 | 281 | 137 | 122 | 36 | 56  | 143 | 1  | 3  | 1  |
| TERRY, SCOTT     | 3.64  | 5  | 2  | 714  | 2  | 63 | 0  | 0  | 20 | 141.00 | 156 | 67  | 57  | 12 | 41  | 85  | 0  | 0  | 2  |
| TIMLIN, MIKE     | 4.57  | 6  | 5  | 545  | 0  | 43 | 13 | 0  | 10 | 100.33 | 107 | 55  | 51  | 12 | 41  | 70  | 0  | 0  | 5  |
| VIOLA, FRANK     | 5.36  | 3  | 4  | 429  | 0  | 14 | 14 | 2  | 0  | 84.00  | 101 | 54  | 50  | 14 | 18  | 37  | 0  | 0  | 1  |
| WALK, BOB        | 4.49  | 4  | 4  | 500  | 1  | 43 | 13 | 3  | 12 | 160.33 | 179 | 89  | 80  | 17 | 64  | 86  | 0  | 4  | 13 |
| WARD, DUANE      | 3.24  | 11 | 10 | 524  | 13 | 95 | 0  | 0  | 68 | 178.00 | 159 | 67  | 64  | 20 | 65  | 177 | 0  | 0  | 11 |
| WEGMAN, BILL     | 2.89  | 18 | 11 | 621  | 0  | 32 | 32 | 16 | 0  | 262.00 | 249 | 96  | 84  | 26 | 75  | 92  | 3  | 0  | 7  |
| WELCH, BOB       | 4.47  | 7  | 4  | 636  | 0  | 17 | 17 | 1  | 0  | 98.67  | 107 | 50  | 49  | 7  | 48  | 38  | 0  | 0  | 2  |
| WELLS, DAVID     | 6.48  | 1  | 2  | 333  | 0  | 23 | 1  | 0  | 3  | 50.00  | 66  | 37  | 36  | 7  | 17  | 24  | 0  | 0  | 3  |
| WILLIAMS, MITCH  | 2.21  | 0  | 1  | 000  | 0  | 12 | 0  | 0  | 2  | 20.33  | 11  | 5   | 5   | 2  | 15  | 19  | 0  | 0  | 0  |
| WILLIS, CARL     | 3.25  | 6  | 4  | 600  | 13 | 57 | 0  | 0  | 31 | 63.67  | 63  | 26  | 23  | 4  | 24  | 39  | 0  | 1  | 3  |
| WILSON, TREVOR   | 5.15  | 10 | 16 | 385  | 0  | 40 | 33 | 12 | 0  | 229.00 | 245 | 140 | 131 | 27 | 88  | 163 | 0  | 1  | 6  |

|                    | G   | AB   | R   | H    | 2B  | 3B | HR  | RBI | SO  | BB  | HB | S  | SF | GDP | SB  | CS | E   | PCT | OBA | SLG |
|--------------------|-----|------|-----|------|-----|----|-----|-----|-----|-----|----|----|----|-----|-----|----|-----|-----|-----|-----|
| ALBANY EMPIRE      |     |      |     |      |     |    |     |     |     |     |    |    |    |     |     |    |     |     |     |     |
| WHITEN, MARK       | 15  | 14   | 0   | 4    | 2   | 1  | 0   | 3   | 3   | 1   | 0  | 0  | 0  | 3   | 0   | 1  | 0   | 286 | 333 | 571 |
| KRUK, JOHN         | 157 | 614  | 72  | 173  | 37  | 6  | 21  | 88  | 119 | 54  | 0  | 0  | 7  | 18  | 2   | 1  | 4   | 282 | 336 | 464 |
| FINLEY, STEVE      | 141 | 556  | 75  | 155  | 27  | 7  | 10  | 54  | 65  | 34  | 1  | 5  | 3  | 11  | 45  | 18 | 6   | 279 | 320 | 406 |
| TREADWAY, JEFF     | 87  | 328  | 29  | 88   | 13  | 3  | 0   | 25  | 29  | 24  | 2  | 2  | 2  | 6   | 1   | 2  | 19  | 268 | 320 | 326 |
| SLAUGHT, DON       | 138 | 499  | 47  | 132  | 34  | 4  | 3   | 63  | 72  | 39  | 8  | 3  | 2  | 6   | 0   | 0  | 13  | 265 | 327 | 367 |
| MARTINEZ, DAVE     | 128 | 433  | 49  | 113  | 16  | 6  | 8   | 43  | 54  | 21  | 4  | 5  | 4  | 7   | 22  | 11 | 6   | 261 | 299 | 381 |
| THOME, JIM         | 33  | 108  | 9   | 28   | 3   | 1  | 3   | 10  | 23  | 10  | 2  | 0  | 0  | 3   | 2   | 3  | 13  | 259 | 333 | 389 |
| BAERGA, CARLOS     | 161 | 589  | 70  | 149  | 29  | 3  | 14  | 41  | 77  | 45  | 5  | 5  | 1  | 14  | 2   | 0  | 27  | 253 | 311 | 384 |
| MILLIGAN, RANDY    | 73  | 146  | 16  | 36   | 1   | 0  | 5   | 22  | 31  | 24  | 2  | 0  | 4  | 4   | 1   | 0  | 0   | 247 | 352 | 356 |
| CHAMBERLAIN, WES   | 38  | 121  | 14  | 29   | 4   | 0  | 4   | 17  | 15  | 11  | 0  | 1  | 3  | 2   | 3   | 1  | 0   | 240 | 296 | 372 |
| SPAGUE, ED         | 25  | 42   | 5   | 10   | 1   | 0  | 0   | 4   | 15  | 11  | 0  | 0  | 1  | 1   | 0   | 0  | 3   | 238 | 389 | 262 |
| STRAWBERRY, DARRYL | 162 | 603  | 87  | 140  | 20  | 3  | 36  | 91  | 153 | 95  | 2  | 0  | 5  | 10  | 22  | 6  | 1   | 232 | 336 | 454 |
| RODRIGUEZ, IVAN    | 18  | 48   | 1   | 11   | 1   | 0  | 0   | 5   | 5   | 2   | 0  | 0  | 1  | 0   | 0   | 0  | 2   | 229 | 255 | 250 |
| KING, JEFF         | 37  | 93   | 15  | 21   | 5   | 1  | 4   | 9   | 14  | 12  | 2  | 0  | 1  | 2   | 3   | 0  | 3   | 226 | 324 | 430 |
| ELSTER, KEVIN      | 58  | 180  | 19  | 39   | 8   | 0  | 4   | 21  | 36  | 18  | 0  | 1  | 7  | 2   | 0   | 1  | 10  | 217 | 278 | 328 |
| CALDERON, IVAN     | 102 | 380  | 43  | 82   | 19  | 1  | 10  | 42  | 44  | 45  | 0  | 1  | 2  | 9   | 22  | 18 | 1   | 216 | 297 | 350 |
| KELLY, ROBERTO     | 91  | 279  | 40  | 60   | 7   | 1  | 6   | 25  | 50  | 24  | 3  | 1  | 1  | 4   | 21  | 6  | 2   | 215 | 283 | 312 |
| GALLEGO, MIKE      | 108 | 265  | 40  | 55   | 8   | 2  | 10  | 35  | 52  | 43  | 4  | 13 | 2  | 2   | 4   | 0  | 11  | 208 | 325 | 366 |
| VIZQUEL, OMAR      | 46  | 139  | 11  | 25   | 5   | 0  | 1   | 12  | 13  | 20  | 0  | 9  | 1  | 4   | 3   | 0  | 3   | 180 | 281 | 237 |
| WILKINS, RICK      | 17  | 51   | 5   | 8    | 2   | 0  | 2   | 3   | 12  | 6   | 0  | 1  | 0  | 0   | 0   | 0  | 0   | 157 | 246 | 314 |
| PALMER, DEAN       | 26  | 68   | 13  | 10   | 0   | 0  | 7   | 10  | 24  | 9   | 0  | 0  | 0  | 1   | 0   | 0  | 0   | 147 | 247 | 456 |
| PITCHERS           | 162 | 0    | 0   | 0    | 0   | 0  | 0   | 0   | 0   | 0   | 0  | 0  | 0  | 0   | 0   | 0  | 13  | 000 | 000 | 000 |
| TOTAL              | 162 | 5556 | 660 | 1368 | 242 | 39 | 148 | 623 | 906 | 548 | 35 | 47 | 47 | 109 | 153 | 68 | 137 | 246 | 315 | 384 |

|                  | G   | AB   | R   | H    | 2B  | 3B | HR  | RBI | SO  | BB  | HB | S  | SF | GDP | SB  | CS | E   | PCT | OBA | SLG |
|------------------|-----|------|-----|------|-----|----|-----|-----|-----|-----|----|----|----|-----|-----|----|-----|-----|-----|-----|
| ARIZONA HEAT     |     |      |     |      |     |    |     |     |     |     |    |    |    |     |     |    |     |     |     |     |
| GWYNN, TONY      | 151 | 644  | 85  | 214  | 26  | 9  | 4   | 76  | 62  | 44  | 0  | 5  | 6  | 10  | 10  | 7  | 4   | 332 | 372 | 419 |
| LAVALLIERE, MIKE | 85  | 252  | 25  | 83   | 7   | 0  | 0   | 27  | 29  | 25  | 1  | 1  | 0  | 4   | 0   | 0  | 0   | 329 | 392 | 357 |
| ORTIZ, JAVIER    | 22  | 28   | 3   | 9    | 2   | 0  | 2   | 8   | 1   | 4   | 0  | 0  | 0  | 4   | 0   | 0  | 0   | 321 | 406 | 607 |
| BAGWELL, JEFF    | 61  | 160  | 22  | 46   | 11  | 1  | 1   | 8   | 41  | 27  | 4  | 0  | 1  | 6   | 2   | 1  | 0   | 288 | 401 | 388 |
| CLARK, WILL      | 160 | 631  | 103 | 179  | 43  | 7  | 27  | 112 | 104 | 46  | 1  | 4  | 7  | 8   | 5   | 2  | 8   | 284 | 330 | 502 |
| NIXON, OTIS      | 159 | 661  | 90  | 181  | 22  | 1  | 0   | 38  | 72  | 58  | 1  | 18 | 0  | 6   | 98  | 19 | 4   | 274 | 333 | 310 |
| JOHNSON, LANCE   | 34  | 37   | 8   | 10   | 0   | 2  | 0   | 3   | 5   | 4   | 0  | 0  | 0  | 3   | 1   | 0  | 0   | 270 | 341 | 378 |
| MILLER, KEITH    | 133 | 438  | 63  | 117  | 37  | 2  | 13  | 74  | 71  | 45  | 6  | 1  | 4  | 10  | 21  | 5  | 25  | 267 | 341 | 450 |
| BONILLA, BOBBY   | 156 | 592  | 85  | 152  | 48  | 6  | 15  | 76  | 89  | 95  | 3  | 0  | 6  | 22  | 3   | 5  | 5   | 257 | 359 | 434 |
| JOHNSON, HOWARD  | 157 | 571  | 93  | 142  | 37  | 0  | 39  | 115 | 132 | 85  | 0  | 0  | 12 | 4   | 18  | 10 | 28  | 249 | 340 | 518 |
| CANDAEELE, CASEY | 54  | 101  | 7   | 25   | 3   | 2  | 0   | 9   | 14  | 5   | 0  | 0  | 0  | 1   | 1   | 1  | 3   | 248 | 283 | 317 |
| GRUBER, KELLY    | 92  | 173  | 21  | 42   | 7   | 0  | 8   | 21  | 30  | 13  | 4  | 2  | 2  | 4   | 2   | 0  | 5   | 243 | 307 | 422 |
| DAULTON, DARREN  | 65  | 157  | 19  | 38   | 9   | 0  | 6   | 23  | 31  | 23  | 1  | 0  | 0  | 5   | 1   | 0  | 3   | 242 | 343 | 414 |
| SPIERS, BILLY    | 141 | 478  | 49  | 115  | 13  | 7  | 6   | 60  | 85  | 27  | 0  | 7  | 8  | 4   | 20  | 4  | 20  | 241 | 277 | 335 |
| LANKFORD, RAY    | 135 | 445  | 60  | 102  | 15  | 6  | 4   | 34  | 89  | 28  | 0  | 8  | 3  | 4   | 37  | 3  | 4   | 229 | 273 | 317 |
| DORAN, BILLY     | 20  | 46   | 4   | 9    | 2   | 0  | 2   | 5   | 7   | 4   | 0  | 0  | 0  | 0   | 0   | 0  | 0   | 196 | 260 | 370 |
| HOILES, CHRIS    | 75  | 153  | 13  | 29   | 8   | 1  | 4   | 17  | 36  | 12  | 1  | 1  | 1  | 6   | 0   | 0  | 0   | 190 | 251 | 333 |
| MALDONADO, CANDY | 9   | 18   | 1   | 3    | 0   | 0  | 0   | 1   | 7   | 2   | 0  | 0  | 0  | 0   | 0   | 0  | 0   | 167 | 250 | 167 |
| HATCHER, BILLY   | 2   | 1    | 0   | 0    | 0   | 0  | 0   | 0   | 1   | 0   | 0  | 0  | 0  | 0   | 0   | 0  | 0   | 000 | 000 | 000 |
| VAUGHAN, GREG    | 4   | 5    | 0   | 0    | 0   | 0  | 0   | 1   | 1   | 1   | 0  | 0  | 1  | 0   | 0   | 0  | 0   | 000 | 143 | 000 |
| SVEUM, DALE      | 3   | 6    | 0   | 0    | 0   | 0  | 0   | 0   | 4   | 0   | 0  | 0  | 0  | 0   | 0   | 0  | 0   | 000 | 000 | 000 |
| PITCHERS         | 162 | 0    | 0   | 0    | 0   | 0  | 0   | 0   | 0   | 0   | 0  | 0  | 0  | 0   | 0   | 0  | 7   | 000 | 000 | 000 |
| TOTALS           | 162 | 5597 | 751 | 1496 | 290 | 44 | 131 | 708 | 911 | 548 | 22 | 47 | 51 | 101 | 219 | 57 | 116 | 267 | 332 | 405 |

| CALIFORNIA DRAGONS | G   | AB   | R   | H    | 2B  | 3B | HR  | RBI | SO   | BB  | HB | S  | SF | GDP | SB  | CS | E  | PCT | OBA | SLG |
|--------------------|-----|------|-----|------|-----|----|-----|-----|------|-----|----|----|----|-----|-----|----|----|-----|-----|-----|
| FRANCO, JULIO      | 159 | 658  | 78  | 213  | 24  | 6  | 9   | 41  | 84   | 61  | 1  | 0  | 1  | 16  | 56  | 24 | 13 | 324 | 381 | 419 |
| PUCKETT, KIRBY     | 93  | 331  | 35  | 95   | 16  | 7  | 4   | 38  | 48   | 10  | 1  | 3  | 5  | 10  | 4   | 2  | 4  | 287 | 305 | 414 |
| WHITE, DEVON       | 155 | 615  | 75  | 154  | 46  | 9  | 9   | 50  | 151  | 54  | 10 | 11 | 0  | 16  | 54  | 21 | 3  | 250 | 321 | 398 |
| BREAM, SID         | 85  | 262  | 28  | 65   | 16  | 3  | 12  | 24  | 25   | 33  | 0  | 4  | 0  | 2   | 0   | 1  | 2  | 248 | 332 | 469 |
| MOLITOR, PAUL      | 155 | 585  | 52  | 144  | 25  | 6  | 10  | 63  | 65   | 46  | 7  | 1  | 4  | 12  | 29  | 6  | 5  | 246 | 307 | 361 |
| LARKIN, BARRY      | 148 | 580  | 72  | 139  | 29  | 4  | 21  | 65  | 116  | 60  | 3  | 2  | 3  | 15  | 35  | 11 | 15 | 240 | 313 | 412 |
| MCREYNOLDS, KEVIN  | 112 | 389  | 43  | 86   | 23  | 2  | 6   | 36  | 40   | 22  | 4  | 0  | 2  | 7   | 6   | 6  | 1  | 221 | 269 | 337 |
| DOWNING, BRIAN     | 46  | 139  | 13  | 30   | 6   | 0  | 5   | 18  | 24   | 17  | 2  | 0  | 2  | 7   | 1   | 0  | 0  | 216 | 306 | 367 |
| BUECHELE, STEVE    | 160 | 563  | 53  | 119  | 26  | 0  | 20  | 61  | 114  | 34  | 5  | 11 | 2  | 14  | 0   | 0  | 11 | 211 | 262 | 364 |
| O'NIELL, PAUL      | 127 | 450  | 56  | 92   | 25  | 0  | 18  | 65  | 92   | 72  | 0  | 0  | 2  | 8   | 24  | 8  | 1  | 204 | 313 | 380 |
| DAVIS, ERIC        | 33  | 51   | 10  | 10   | 0   | 0  | 1   | 3   | 18   | 10  | 0  | 1  | 0  | 2   | 8   | 2  | 1  | 196 | 328 | 255 |
| BERGMAN, DAVE      | 63  | 161  | 14  | 31   | 6   | 0  | 4   | 15  | 45   | 25  | 0  | 0  | 1  | 2   | 0   | 1  | 3  | 193 | 299 | 304 |
| MACFARLANE, MIKE   | 152 | 586  | 66  | 111  | 30  | 3  | 31  | 67  | 142  | 26  | 9  | 0  | 2  | 23  | 3   | 1  | 8  | 189 | 234 | 410 |
| BRETT, GEORGE      | 21  | 50   | 6   | 9    | 5   | 0  | 0   | 10  | 14   | 4   | 0  | 0  | 1  | 4   | 0   | 0  | 0  | 180 | 236 | 280 |
| REED, JEFF         | 13  | 39   | 2   | 6    | 1   | 0  | 0   | 2   | 9    | 2   | 0  | 0  | 2  | 2   | 0   | 0  | 0  | 154 | 186 | 179 |
| GONZALES, RENE     | 49  | 61   | 4   | 7    | 2   | 0  | 0   | 6   | 14   | 7   | 3  | 7  | 1  | 1   | 0   | 0  | 6  | 115 | 236 | 148 |
| PITCHERS           | 162 | 0    | 0   | 0    | 0   | 0  | 0   | 0   | 0    | 0   | 0  | 0  | 0  | 0   | 0   | 0  | 8  | 000 | 000 | 000 |
| TOTALS             | 162 | 5520 | 607 | 1311 | 280 | 40 | 150 | 564 | 1001 | 483 | 45 | 40 | 28 | 141 | 220 | 83 | 81 | 238 | 303 | 384 |

| EVANSTON EQUINE    | G   | AB   | R   | H    | 2B  | 3B | HR  | RBI | SO  | BB  | HB | S  | SF | GDP | SB  | CS | E  | PCT | OBA | SLG |
|--------------------|-----|------|-----|------|-----|----|-----|-----|-----|-----|----|----|----|-----|-----|----|----|-----|-----|-----|
| CUTLER, MILT       | 5   | 4    | 1   | 2    | 1   | 0  | 0   | 1   | 0   | 0   | 0  | 1  | 0  | 0   | 0   | 0  | 0  | 500 | 500 | 750 |
| PALMEIRO, RAFAEL   | 3   | 12   | 2   | 5    | 1   | 0  | 1   | 4   | 1   | 1   | 0  | 0  | 0  | 0   | 0   | 0  | 0  | 417 | 462 | 750 |
| HARPER, BRIAN      | 41  | 71   | 4   | 25   | 6   | 0  | 1   | 14  | 7   | 5   | 0  | 0  | 1  | 1   | 0   | 0  | 1  | 352 | 390 | 479 |
| BELLE, ALBERT      | 155 | 624  | 88  | 190  | 34  | 4  | 42  | 119 | 149 | 36  | 7  | 0  | 3  | 12  | 2   | 2  | 2  | 304 | 348 | 574 |
| HUFF, MIKE         | 45  | 90   | 11  | 26   | 3   | 1  | 0   | 8   | 16  | 12  | 1  | 6  | 1  | 1   | 4   | 0  | 0  | 289 | 375 | 344 |
| GRISSOM, MARQUIS   | 27  | 105  | 8   | 30   | 6   | 4  | 0   | 12  | 16  | 9   | 0  | 0  | 0  | 1   | 14  | 3  | 0  | 286 | 342 | 419 |
| COLE, ALEX         | 162 | 613  | 92  | 174  | 25  | 2  | 0   | 38  | 88  | 71  | 0  | 1  | 5  | 5   | 56  | 25 | 8  | 284 | 356 | 331 |
| PENA, TONY         | 97  | 180  | 23  | 50   | 7   | 0  | 6   | 16  | 30  | 12  | 0  | 0  | 0  | 4   | 2   | 0  | 1  | 278 | 323 | 417 |
| BURKS, ELLIS       | 37  | 98   | 10  | 27   | 8   | 2  | 4   | 18  | 18  | 3   | 1  | 0  | 0  | 3   | 1   | 2  | 0  | 276 | 304 | 520 |
| BELL, JAY          | 152 | 554  | 84  | 147  | 29  | 7  | 18  | 70  | 126 | 38  | 9  | 19 | 0  | 13  | 7   | 3  | 27 | 265 | 323 | 440 |
| MATTINGLY, DON     | 156 | 568  | 50  | 144  | 26  | 1  | 5   | 53  | 52  | 26  | 7  | 4  | 4  | 10  | 5   | 2  | 10 | 254 | 293 | 329 |
| FELDER, MARK       | 107 | 226  | 27  | 57   | 9   | 5  | 0   | 15  | 33  | 20  | 1  | 1  | 2  | 2   | 14  | 4  | 1  | 252 | 313 | 336 |
| SANDBERG, RTNE     | 139 | 539  | 76  | 135  | 24  | 3  | 21  | 86  | 105 | 70  | 4  | 0  | 7  | 20  | 20  | 1  | 7  | 250 | 337 | 423 |
| BLANKENSHIP, LANCE | 24  | 72   | 12  | 18   | 3   | 0  | 0   | 7   | 13  | 9   | 1  | 2  | 1  | 0   | 10  | 2  | 2  | 250 | 337 | 292 |
| WILLIAMS, MATT     | 156 | 641  | 95  | 160  | 19  | 7  | 43  | 100 | 164 | 34  | 3  | 0  | 0  | 9   | 7   | 1  | 21 | 250 | 291 | 502 |
| SASSER, MACKET     | 132 | 441  | 43  | 101  | 32  | 3  | 8   | 39  | 43  | 17  | 5  | 0  | 1  | 12  | 0   | 1  | 5  | 229 | 265 | 370 |
| ORSULAK, JOE       | 5   | 9    | 0   | 2    | 1   | 0  | 0   | 1   | 0   | 0   | 0  | 0  | 0  | 0   | 0   | 0  | 0  | 222 | 222 | 333 |
| GIBSON, KIRK       | 61  | 134  | 19  | 28   | 3   | 3  | 4   | 18  | 40  | 22  | 1  | 0  | 4  | 2   | 9   | 2  | 2  | 209 | 317 | 366 |
| LEWIS, DARREN      | 97  | 193  | 32  | 40   | 4   | 1  | 1   | 16  | 29  | 30  | 1  | 7  | 2  | 7   | 9   | 5  | 1  | 207 | 314 | 254 |
| MCRAE, BRIAN       | 4   | 5    | 0   | 1    | 0   | 0  | 0   | 2   | 0   | 0   | 0  | 0  | 1  | 0   | 0   | 0  | 0  | 200 | 167 | 200 |
| DAWSON, ANDRE      | 72  | 278  | 26  | 53   | 6   | 0  | 12  | 23  | 45  | 5   | 2  | 0  | 2  | 7   | 0   | 3  | 1  | 191 | 209 | 342 |
| REYES, GIL         | 1   | 0    | 0   | 0    | 0   | 0  | 0   | 0   | 0   | 0   | 0  | 0  | 0  | 0   | 0   | 0  | 0  | 000 | 000 | 000 |
| SNYDER, CORT       | 1   | 1    | 0   | 0    | 0   | 0  | 0   | 0   | 0   | 0   | 0  | 0  | 0  | 0   | 0   | 0  | 0  | 000 | 000 | 000 |
| PITCHERS           | 162 | 0    | 0   | 0    | 0   | 0  | 0   | 0   | 0   | 0   | 0  | 0  | 0  | 0   | 0   | 0  | 7  | 000 | 000 | 000 |
| TOTALS             | 162 | 5458 | 703 | 1415 | 247 | 43 | 166 | 660 | 975 | 420 | 43 | 41 | 34 | 109 | 160 | 56 | 96 | 259 | 315 | 412 |

| GIRARD EARTHSHAKERS | G   | AB   | R   | H    | 2B  | 3B | HR  | RBI | SO  | BB  | HB | S  | SF | GDP | SB  | CS | E   | PCT | OBA | SLG  |
|---------------------|-----|------|-----|------|-----|----|-----|-----|-----|-----|----|----|----|-----|-----|----|-----|-----|-----|------|
| GRACE, MARK         | 6   | 4    | 0   | 2    | 2   | 0  | 0   | 0   | 0   | 1   | 0  | 0  | 0  | 0   | 0   | 0  | 0   | 500 | 600 | 1000 |
| BRUNANSKY, TOM      | 7   | 11   | 2   | 4    | 1   | 0  | 0   | 1   | 1   | 1   | 1  | 0  | 0  | 1   | 0   | 0  | 0   | 364 | 462 | 455  |
| CAMINITI, KEN       | 39  | 136  | 13  | 44   | 4   | 2  | 4   | 25  | 17  | 5   | 1  | 1  | 1  | 4   | 1   | 3  | 4   | 324 | 350 | 471  |
| BORDICK, MIKE       | 5   | 17   | 3   | 5    | 1   | 0  | 0   | 3   | 2   | 2   | 0  | 1  | 0  | 1   | 0   | 0  | 0   | 294 | 368 | 353  |
| BUTLER, BRETT       | 158 | 642  | 99  | 187  | 19  | 4  | 2   | 17  | 80  | 87  | 0  | 2  | 5  | 2   | 32  | 20 | 0   | 291 | 373 | 343  |
| BIGGIO, CRAIG       | 135 | 527  | 66  | 151  | 18  | 5  | 7   | 55  | 81  | 53  | 0  | 17 | 4  | 10  | 11  | 3  | 17  | 287 | 349 | 380  |
| PHILLIPS, TONY      | 146 | 502  | 70  | 137  | 18  | 4  | 6   | 54  | 104 | 76  | 7  | 6  | 4  | 9   | 14  | 3  | 0   | 273 | 374 | 361  |
| VENTURA, ROBIN      | 139 | 518  | 70  | 137  | 15  | 0  | 28  | 86  | 68  | 50  | 0  | 0  | 8  | 27  | 0   | 0  | 20  | 264 | 325 | 456  |
| STEVENS, LEE        | 30  | 38   | 3   | 10   | 4   | 1  | 0   | 2   | 10  | 2   | 0  | 0  | 0  | 0   | 0   | 0  | 0   | 263 | 300 | 421  |
| BARFIELD, JESSE     | 83  | 156  | 28  | 41   | 10  | 0  | 9   | 30  | 40  | 16  | 0  | 1  | 2  | 2   | 0   | 0  | 2   | 263 | 328 | 500  |
| BELL, GEORGE        | 73  | 229  | 32  | 60   | 10  | 0  | 14  | 31  | 24  | 8   | 3  | 0  | 2  | 8   | 0   | 0  | 3   | 262 | 293 | 489  |
| LIND, JOSE          | 113 | 368  | 41  | 96   | 16  | 6  | 4   | 40  | 41  | 9   | 0  | 10 | 4  | 3   | 3   | 1  | 5   | 261 | 276 | 370  |
| ROBERTS, BIP        | 119 | 387  | 33  | 100  | 12  | 0  | 4   | 41  | 74  | 33  | 3  | 5  | 1  | 13  | 32  | 5  | 3   | 258 | 321 | 320  |
| DORAN, BILL         | 36  | 71   | 8   | 18   | 1   | 1  | 0   | 3   | 9   | 11  | 0  | 2  | 0  | 1   | 1   | 2  | 1   | 254 | 354 | 296  |
| GUILLEN, OZZIE      | 157 | 566  | 56  | 142  | 14  | 3  | 5   | 53  | 58  | 19  | 0  | 13 | 2  | 14  | 21  | 3  | 17  | 251 | 274 | 313  |
| FIELDER, CECIL      | 162 | 630  | 103 | 155  | 12  | 3  | 47  | 132 | 161 | 63  | 8  | 0  | 6  | 15  | 0   | 0  | 11  | 245 | 320 | 498  |
| DAVIS, CHILI        | 157 | 556  | 84  | 133  | 30  | 1  | 36  | 78  | 133 | 87  | 0  | 0  | 6  | 19  | 0   | 2  | 3   | 239 | 339 | 491  |
| MYERS, GREG         | 6   | 17   | 1   | 4    | 0   | 0  | 0   | 0   | 1   | 0   | 0  | 0  | 0  | 2   | 0   | 0  | 1   | 235 | 235 | 235  |
| SOSA, SAMMY         | 68  | 24   | 2   | 5    | 0   | 0  | 0   | 0   | 5   | 2   | 0  | 1  | 0  | 0   | 6   | 0  | 2   | 208 | 269 | 208  |
| JONES, CHRIS        | 12  | 33   | 3   | 6    | 1   | 0  | 0   | 0   | 9   | 0   | 0  | 0  | 0  | 0   | 1   | 0  | 1   | 182 | 182 | 212  |
| ORTIZ, JUNIOR       | 31  | 83   | 7   | 14   | 3   | 0  | 0   | 2   | 9   | 8   | 0  | 1  | 0  | 4   | 1   | 0  | 1   | 169 | 242 | 205  |
| FELIX, JUNIOR       | 2   | 2    | 0   | 0    | 0   | 0  | 0   | 0   | 1   | 0   | 0  | 0  | 0  | 0   | 0   | 0  | 0   | 000 | 000 | 000  |
| MAAS, KEVIN         | 5   | 4    | 0   | 0    | 0   | 0  | 0   | 0   | 1   | 1   | 0  | 0  | 0  | 0   | 0   | 0  | 0   | 000 | 200 | 000  |
| HAYES, CHARLIE      | 1   | 1    | 0   | 0    | 0   | 0  | 0   | 0   | 1   | 0   | 0  | 0  | 0  | 0   | 0   | 0  | 0   | 000 | 000 | 000  |
| PITCHERS            | 162 | 0    | 0   | 0    | 0   | 0  | 0   | 0   | 0   | 0   | 0  | 0  | 0  | 0   | 0   | 0  | 11  | 000 | 000 | 000  |
| TOTALS              | 162 | 5522 | 724 | 1451 | 191 | 30 | 166 | 653 | 930 | 534 | 23 | 60 | 45 | 135 | 123 | 42 | 102 | 263 | 328 | 398  |

| IOWA HUMIDITY    | G   | AB   | R   | H    | 2B  | 3B | HR  | RBI | SO  | BB  | HB | S  | SF | GDP | SB  | CS | E  | PCT | OBA | SLG |
|------------------|-----|------|-----|------|-----|----|-----|-----|-----|-----|----|----|----|-----|-----|----|----|-----|-----|-----|
| WEHNER, JOHN     | 16  | 19   | 2   | 7    | 0   | 0  | 0   | 0   | 4   | 1   | 0  | 0  | 0  | 0   | 1   | 0  | 1  | 368 | 400 | 368 |
| QUINTANA, CARLOS | 98  | 184  | 23  | 59   | 7   | 0  | 4   | 20  | 25  | 25  | 1  | 0  | 1  | 6   | 0   | 0  | 5  | 321 | 403 | 424 |
| SAX, STEVE       | 45  | 140  | 24  | 44   | 7   | 1  | 4   | 11  | 15  | 7   | 0  | 5  | 0  | 1   | 11  | 5  | 0  | 314 | 347 | 464 |
| HENDERSON, DAVE  | 103 | 230  | 37  | 68   | 16  | 0  | 13  | 34  | 39  | 18  | 2  | 2  | 1  | 6   | 1   | 1  | 0  | 296 | 351 | 535 |
| GALLAGHER, DAVE  | 31  | 44   | 2   | 13   | 3   | 0  | 0   | 3   | 12  | 4   | 0  | 1  | 0  | 1   | 0   | 0  | 0  | 295 | 354 | 364 |
| MUNOZ, PEDRO     | 50  | 122  | 21  | 36   | 5   | 5  | 7   | 27  | 32  | 7   | 0  | 1  | 1  | 0   | 2   | 0  | 2  | 295 | 331 | 590 |
| BOGGS, WADE      | 147 | 491  | 50  | 144  | 42  | 0  | 0   | 55  | 49  | 52  | 0  | 2  | 4  | 18  | 0   | 2  | 9  | 293 | 358 | 379 |
| MARTINEZ, CHITO  | 134 | 448  | 64  | 129  | 19  | 2  | 35  | 91  | 118 | 16  | 0  | 0  | 4  | 12  | 2   | 1  | 11 | 288 | 310 | 574 |
| MARTINEZ, EDGAR  | 107 | 350  | 41  | 99   | 20  | 1  | 4   | 35  | 50  | 34  | 2  | 0  | 2  | 10  | 0   | 0  | 4  | 283 | 348 | 380 |
| RIPKEN, CAL      | 162 | 665  | 99  | 186  | 30  | 3  | 33  | 120 | 72  | 43  | 9  | 6  | 7  | 19  | 4   | 0  | 7  | 280 | 329 | 483 |
| HAMILTON, DARTL  | 135 | 512  | 77  | 143  | 17  | 11 | 1   | 39  | 46  | 39  | 0  | 3  | 0  | 15  | 21  | 9  | 2  | 279 | 330 | 361 |
| MCCLENDON, LLOYD | 51  | 140  | 28  | 38   | 2   | 0  | 11  | 28  | 21  | 18  | 2  | 0  | 3  | 3   | 1   | 0  | 0  | 271 | 356 | 521 |
| WALKER, LARRY    | 161 | 644  | 73  | 168  | 29  | 1  | 21  | 82  | 171 | 38  | 7  | 0  | 4  | 14  | 14  | 8  | 3  | 261 | 307 | 407 |
| WHITAKER, LOU    | 141 | 485  | 89  | 123  | 27  | 2  | 17  | 73  | 53  | 100 | 4  | 1  | 4  | 8   | 4   | 1  | 4  | 254 | 383 | 423 |
| RAINES, TIM      | 122 | 340  | 49  | 83   | 6   | 3  | 3   | 23  | 51  | 40  | 5  | 8  | 1  | 7   | 38  | 10 | 2  | 244 | 332 | 306 |
| SANTIAGO, BENITO | 133 | 377  | 37  | 91   | 7   | 0  | 7   | 33  | 76  | 10  | 5  | 6  | 3  | 10  | 4   | 6  | 11 | 241 | 268 | 316 |
| HORN, SAM        | 106 | 296  | 44  | 68   | 15  | 1  | 22  | 54  | 101 | 29  | 2  | 0  | 2  | 4   | 0   | 0  | 0  | 230 | 301 | 510 |
| BIGGIO, CRAIG    | 16  | 41   | 8   | 9    | 0   | 1  | 0   | 2   | 5   | 5   | 0  | 1  | 0  | 1   | 1   | 0  | 0  | 220 | 304 | 268 |
| KAROVICE, RON    | 82  | 156  | 18  | 34   | 11  | 0  | 1   | 10  | 47  | 19  | 1  | 9  | 1  | 2   | 0   | 0  | 5  | 218 | 305 | 308 |
| EISENREICH, JIM  | 9   | 5    | 0   | 1    | 0   | 0  | 0   | 0   | 0   | 0   | 0  | 0  | 0  | 0   | 0   | 0  | 0  | 200 | 200 | 200 |
| ANDERSON, BRADY  | 28  | 33   | 4   | 6    | 3   | 0  | 0   | 4   | 9   | 3   | 1  | 0  | 1  | 0   | 6   | 3  | 0  | 182 | 263 | 273 |
| MCGWIRE, MARK    | 5   | 1    | 0   | 0    | 0   | 0  | 0   | 0   | 0   | 2   | 0  | 0  | 0  | 0   | 0   | 0  | 0  | 000 | 667 | 000 |
| DUNCAN, MARIANO  | 3   | 1    | 0   | 0    | 0   | 0  | 0   | 0   | 0   | 0   | 0  | 0  | 0  | 0   | 0   | 0  | 0  | 000 | 000 | 000 |
| JACKSON, BO      | 1   | 3    | 0   | 0    | 0   | 0  | 0   | 0   | 1   | 0   | 0  | 0  | 0  | 0   | 0   | 0  | 0  | 000 | 000 | 000 |
| PITCHERS         | 162 | 0    | 0   | 0    | 0   | 0  | 0   | 0   | 0   | 0   | 0  | 0  | 0  | 0   | 0   | 0  | 4  | 000 | 000 | 000 |
| TOTALS           | 162 | 5727 | 790 | 1549 | 266 | 31 | 183 | 744 | 997 | 510 | 41 | 45 | 39 | 137 | 110 | 46 | 70 | 270 | 332 | 424 |



| JACKSON HOLE GUIDES | G   | AB   | R   | H    | 2B  | 3B | HR  | RBI | SO  | BB  | HB | S  | SF | GDP | SB  | CS | E | PCT | OBA | SLG |
|---------------------|-----|------|-----|------|-----|----|-----|-----|-----|-----|----|----|----|-----|-----|----|---|-----|-----|-----|
| ALOMAR, ROBERTO     | 154 | 634  | 92  | 182  | 43  | 7  | 7   | 44  | 76  | 54  | 3  | 11 | 2  | 5   | 36  | 12 |   | 287 | 345 | 410 |
| TARTABULL, DANNY    | 156 | 627  | 101 | 187  | 50  | 6  | 40  | 123 | 156 | 41  | 2  | 0  | 3  | 11  | 0   | 0  |   | 298 | 342 | 589 |
| MACK, SHANE         | 157 | 600  | 78  | 151  | 37  | 6  | 19  | 70  | 143 | 48  | 4  | 11 | 0  | 11  | 13  | 4  |   | 252 | 311 | 428 |
| JUSTICE, DAVE       | 153 | 538  | 68  | 124  | 31  | 2  | 27  | 85  | 116 | 83  | 3  | 0  | 1  | 4   | 7   | 7  |   | 230 | 336 | 446 |
| MORRIS, HALL        | 132 | 484  | 70  | 144  | 24  | 1  | 7   | 56  | 62  | 51  | 0  | 3  | 2  | 11  | 6   | 1  |   | 298 | 363 | 395 |
| GAGNE, GREG         | 139 | 429  | 44  | 94   | 14  | 0  | 10  | 36  | 79  | 24  | 4  | 29 | 1  | 8   | 12  | 12 |   | 219 | 266 | 322 |
| MURRAY, EDDIE       | 120 | 418  | 45  | 105  | 17  | 1  | 21  | 55  | 64  | 21  | 0  | 0  | 2  | 9   | 2   | 1  |   | 251 | 286 | 447 |
| POLONIA, LUIS       | 98  | 334  | 35  | 88   | 7   | 4  | 1   | 27  | 39  | 20  | 0  | 9  | 2  | 4   | 15  | 8  |   | 263 | 303 | 317 |
| CARTER, GARY        | 84  | 270  | 27  | 59   | 15  | 0  | 11  | 27  | 29  | 8   | 1  | 1  | 1  | 3   | 0   | 1  |   | 219 | 243 | 396 |
| JORDAN, RICKY       | 69  | 217  | 20  | 52   | 12  | 3  | 6   | 30  | 35  | 7   | 0  | 2  | 0  | 0   | 0   | 0  |   | 240 | 263 | 406 |
| SURHOFF, BJ         | 66  | 199  | 15  | 51   | 6   | 1  | 0   | 12  | 24  | 8   | 0  | 10 | 0  | 2   | 2   | 2  |   | 000 | 000 | 000 |
| PAGLIARULO, MIKE    | 77  | 139  | 11  | 38   | 4   | 0  | 1   | 6   | 22  | 7   | 2  | 2  | 1  | 3   | 0   | 0  |   | 273 | 315 | 324 |
| VALLE, DAVE         | 39  | 122  | 14  | 18   | 3   | 0  | 4   | 7   | 25  | 5   | 1  | 4  | 0  | 1   | 0   | 0  |   | 148 | 188 | 270 |
| BLAUSER, JEFF       | 51  | 114  | 19  | 29   | 2   | 2  | 2   | 6   | 18  | 31  | 3  | 7  | 0  | 1   | 2   | 2  |   | 254 | 426 | 360 |
| BICHETTE, DANTE     | 54  | 109  | 7   | 28   | 5   | 2  | 2   | 9   | 22  | 3   | 0  | 0  | 0  | 6   | 3   | 0  |   | 000 | 000 | 000 |
| COTTO, HENRY        | 50  | 93   | 14  | 23   | 2   | 0  | 3   | 15  | 23  | 3   | 0  | 0  | 0  | 1   | 11  | 0  |   | 247 | 271 | 366 |
| WEISS, WALT         | 34  | 66   | 8   | 11   | 3   | 0  | 0   | 3   | 10  | 4   | 0  | 7  | 1  | 0   | 1   | 0  |   | 167 | 211 | 212 |
| GOMEZ, LEO          | 15  | 54   | 5   | 10   | 3   | 0  | 3   | 5   | 10  | 5   | 0  | 0  | 1  | 2   | 0   | 0  |   | 185 | 250 | 407 |
| COLEMAN, VINCE      | 17  | 40   | 9   | 11   | 0   | 1  | 0   | 0   | 8   | 7   | 0  | 0  | 0  | 0   | 11  | 1  |   | 275 | 383 | 325 |
| MAGADAN, DAVE       | 6   | 22   | 1   | 5    | 0   | 2  | 0   | 2   | 3   | 4   | 0  | 1  | 0  | 0   | 0   | 0  |   | 227 | 346 | 409 |
| PITCHERS            | 162 | 0    | 0   | 0    | 0   | 0  | 0   | 0   | 0   | 0   | 0  | 0  | 0  | 0   | 0   | 0  |   | 000 | 000 | 000 |
| TOTALS              | 162 | 5509 | 683 | 1410 | 278 | 38 | 164 | 618 | 964 | 434 | 23 | 97 | 17 | 82  | 121 | 51 |   | 256 | 312 | 410 |

| LAKE TAHOE DEALERS | G   | AB   | R   | H    | 2B  | 3B | HR  | RBI | SO  | BB  | HB | S  | SF | GDP | SB  | CS | E   | PCT | OBA | SLG |
|--------------------|-----|------|-----|------|-----|----|-----|-----|-----|-----|----|----|----|-----|-----|----|-----|-----|-----|-----|
| JAVIER, STAN       | 13  | 0    | 2   | 0    | 0   | 0  | 0   | 0   | 0   | 0   | 0  | 0  | 0  | 0   | 1   | 0  | 0   | --- | --- | --- |
| MITCHELL, KEITH    | 36  | 55   | 11  | 21   | 1   | 0  | 2   | 12  | 9   | 1   | 0  | 0  | 0  | 0   | 3   | 4  | 1   | 382 | 393 | 509 |
| PENA, GERONIMO     | 35  | 68   | 14  | 24   | 4   | 1  | 6   | 16  | 14  | 4   | 1  | 0  | 1  | 0   | 5   | 2  | 0   | 353 | 392 | 706 |
| CALDERON, IVAN     | 28  | 61   | 14  | 21   | 5   | 0  | 4   | 14  | 12  | 8   | 0  | 0  | 1  | 2   | 4   | 1  | 0   | 344 | 414 | 623 |
| GRIFFET, KEN       | 162 | 648  | 105 | 210  | 46  | 2  | 28  | 115 | 125 | 49  | 0  | 3  | 3  | 17  | 31  | 8  | 4   | 324 | 370 | 531 |
| PALMEIRO, RAFAEL   | 152 | 574  | 86  | 180  | 45  | 3  | 12  | 86  | 80  | 45  | 3  | 0  | 6  | 16  | 5   | 3  | 9   | 314 | 363 | 465 |
| THOMPSON, MILT     | 128 | 451  | 67  | 141  | 19  | 8  | 9   | 50  | 96  | 34  | 0  | 0  | 1  | 5   | 26  | 11 | 2   | 313 | 360 | 450 |
| PENDLETON, TERRY   | 151 | 557  | 69  | 165  | 30  | 6  | 20  | 61  | 70  | 35  | 0  | 4  | 3  | 20  | 8   | 1  | 28  | 296 | 336 | 479 |
| WINFIELD, DAVE     | 55  | 153  | 15  | 44   | 9   | 0  | 6   | 20  | 22  | 14  | 0  | 0  | 1  | 8   | 1   | 0  | 0   | 288 | 345 | 464 |
| PARRISH, LANCE     | 25  | 46   | 10  | 13   | 2   | 0  | 3   | 5   | 14  | 3   | 0  | 1  | 0  | 2   | 0   | 0  | 0   | 283 | 327 | 522 |
| GRISSOM, MARQUIS   | 26  | 58   | 8   | 16   | 2   | 0  | 2   | 7   | 12  | 6   | 0  | 2  | 0  | 2   | 9   | 3  | 1   | 276 | 344 | 414 |
| BOSTON, DARYL      | 79  | 279  | 36  | 75   | 17  | 3  | 0   | 24  | 46  | 28  | 0  | 1  | 1  | 7   | 19  | 16 | 5   | 269 | 334 | 351 |
| SCHOFIELD, DICK    | 21  | 23   | 1   | 6    | 0   | 0  | 0   | 2   | 2   | 1   | 0  | 2  | 0  | 1   | 0   | 1  | 1   | 261 | 292 | 261 |
| CARTER, JOE        | 34  | 93   | 11  | 24   | 1   | 0  | 5   | 12  | 17  | 4   | 0  | 1  | 1  | 2   | 5   | 0  | 0   | 258 | 286 | 430 |
| GREENWELL, MIKE    | 14  | 31   | 4   | 8    | 0   | 0  | 1   | 4   | 3   | 1   | 0  | 0  | 0  | 1   | 3   | 1  | 0   | 258 | 281 | 355 |
| BARBERI, BRET      | 50  | 84   | 6   | 20   | 8   | 0  | 1   | 19  | 18  | 8   | 1  | 0  | 0  | 4   | 0   | 1  | 1   | 238 | 312 | 369 |
| VILLANUEVA, HECTOR | 119 | 396  | 56  | 94   | 21  | 2  | 25  | 70  | 64  | 25  | 0  | 0  | 2  | 6   | 0   | 0  | 0   | 237 | 281 | 490 |
| JACKSON, DARRIN    | 21  | 55   | 6   | 13   | 2   | 0  | 1   | 6   | 9   | 5   | 2  | 1  | 0  | 0   | 0   | 1  | 1   | 236 | 323 | 327 |
| REED, JODY         | 150 | 425  | 42  | 100  | 22  | 0  | 5   | 32  | 55  | 39  | 5  | 14 | 2  | 6   | 7   | 3  | 13  | 235 | 306 | 322 |
| TRAMMELL, ALAN     | 76  | 232  | 22  | 53   | 14  | 1  | 4   | 20  | 24  | 12  | 2  | 12 | 2  | 8   | 7   | 0  | 3   | 228 | 270 | 349 |
| LEWIS, MARK        | 15  | 18   | 1   | 4    | 0   | 0  | 0   | 2   | 1   | 0   | 0  | 1  | 0  | 0   | 0   | 0  | 1   | 222 | 222 | 222 |
| TETTLETON, MICKEY  | 157 | 495  | 68  | 109  | 9   | 3  | 26  | 66  | 139 | 98  | 2  | 0  | 4  | 14  | 3   | 3  | 14  | 220 | 349 | 408 |
| FRYMAN, TRAVIS     | 98  | 264  | 20  | 56   | 13  | 2  | 5   | 30  | 78  | 8   | 1  | 12 | 3  | 5   | 6   | 4  | 16  | 212 | 236 | 333 |
| HENDERSON, RICKEY  | 84  | 326  | 54  | 60   | 8   | 0  | 7   | 22  | 48  | 49  | 2  | 0  | 3  | 5   | 40  | 9  | 8   | 184 | 292 | 273 |
| SORRENTO, PAUL     | 19  | 56   | 8   | 10   | 1   | 0  | 7   | 15  | 22  | 2   | 0  | 0  | 1  | 2   | 0   | 0  | 0   | 179 | 203 | 571 |
| GONZALEZ, LUIS     | 16  | 13   | 1   | 2    | 0   | 0  | 0   | 0   | 2   | 0   | 0  | 0  | 0  | 0   | 0   | 0  | 0   | 154 | 154 | 154 |
| LIND, JOSE         | 10  | 21   | 0   | 1    | 0   | 0  | 0   | 0   | 4   | 0   | 0  | 0  | 0  | 0   | 0   | 0  | 0   | 048 | 048 | 048 |
| SOJO, LUIS         | 7   | 3    | 2   | 0    | 0   | 0  | 0   | 0   | 0   | 1   | 0  | 0  | 0  | 0   | 0   | 0  | 0   | 000 | 250 | 000 |
| PITCHERS           | 162 | 0    | 0   | 0    | 0   | 0  | 0   | 0   | 0   | 0   | 0  | 0  | 0  | 0   | 0   | 0  | 15  | 000 | 000 | 000 |
| TOTAL              | 162 | 5485 | 739 | 1470 | 279 | 31 | 179 | 710 | 986 | 480 | 19 | 54 | 35 | 133 | 183 | 72 | 123 | 268 | 327 | 428 |

TOTALS 162 5453 692 1365 237 39 188 652 951 540 57 92 37 137 131 56 138 250 322 412

|                   | G   | AB  | R   | H   | 2B | 3B | HR | RBI | SO  | BB  | HB | S  | SF | GDP | SB | CS | E  | PCT | OBA | SLG  |
|-------------------|-----|-----|-----|-----|----|----|----|-----|-----|-----|----|----|----|-----|----|----|----|-----|-----|------|
| MALIBU WAVE       |     |     |     |     |    |    |    |     |     |     |    |    |    |     |    |    |    |     |     |      |
| MARTINEZ, TINO    | 8   | 9   | 1   | 5   | 1  | 0  | 1  | 2   | 1   | 0   | 0  | 0  | 1  | 0   | 0  | 0  | 1  | 556 | 500 | 1000 |
| THURMAN, GARY     | 3   | 13  | 1   | 5   | 1  | 0  | 0  | 3   | 1   | 0   | 0  | 0  | 0  | 1   | 1  | 0  | 0  | 385 | 385 | 462  |
| HOWARD, THOMAS    | 7   | 8   | 0   | 3   | 0  | 0  | 0  | 2   | 1   | 0   | 0  | 0  | 0  | 0   | 0  | 0  | 0  | 375 | 375 | 375  |
| SCHOFIELD, DICK   | 8   | 3   | 2   | 1   | 0  | 0  | 0  | 0   | 0   | 1   | 0  | 0  | 0  | 0   | 0  | 0  | 0  | 333 | 500 | 333  |
| CORA, JOEY        | 1   | 3   | 0   | 1   | 0  | 0  | 0  | 0   | 0   | 0   | 0  | 0  | 0  | 0   | 0  | 0  | 0  | 333 | 333 | 333  |
| MARZANO, JOHN     | 34  | 80  | 7   | 25  | 8  | 0  | 0  | 7   | 11  | 4   | 0  | 1  | 0  | 0   | 0  | 0  | 1  | 313 | 345 | 413  |
| JOYNER, WALLY     | 149 | 522 | 87  | 160 | 21 | 0  | 17 | 86  | 62  | 63  | 0  | 1  | 7  | 14  | 0  | 0  | 5  | 307 | 377 | 444  |
| HARRIS, LENNY     | 68  | 174 | 26  | 51  | 9  | 1  | 0  | 15  | 16  | 13  | 1  | 22 | 2  | 4   | 10 | 2  | 3  | 293 | 342 | 356  |
| SABO, CHRIS       | 161 | 619 | 83  | 181 | 38 | 6  | 23 | 91  | 80  | 36  | 9  | 12 | 2  | 17  | 17 | 5  | 15 | 292 | 339 | 485  |
| SIERRA, REUBEN    | 155 | 613 | 81  | 179 | 37 | 5  | 17 | 84  | 94  | 48  | 0  | 0  | 9  | 22  | 10 | 6  | 1  | 292 | 339 | 452  |
| DEAVEREAUX, MIKE  | 51  | 106 | 17  | 31  | 5  | 4  | 3  | 24  | 17  | 2   | 0  | 3  | 3  | 0   | 5  | 0  | 0  | 292 | 297 | 500  |
| THOMAS, FRANK     | 154 | 553 | 92  | 161 | 30 | 2  | 27 | 118 | 139 | 116 | 0  | 0  | 7  | 5   | 0  | 0  | 0  | 291 | 410 | 499  |
| PLANTIER, PHIL    | 43  | 148 | 25  | 42  | 5  | 1  | 6  | 21  | 36  | 19  | 0  | 0  | 3  | 2   | 0  | 0  | 1  | 284 | 359 | 453  |
| GONZALEZ, LUIS    | 60  | 128 | 11  | 32  | 8  | 4  | 2  | 16  | 35  | 6   | 1  | 0  | 4  | 6   | 1  | 2  | 1  | 250 | 281 | 422  |
| MORANDINI, MICKET | 21  | 58  | 9   | 16  | 2  | 0  | 0  | 4   | 8   | 10  | 0  | 5  | 1  | 0   | 1  | 1  | 1  | 276 | 377 | 310  |
| DYKSTRA, LENNY    | 154 | 628 | 117 | 171 | 32 | 12 | 7  | 51  | 76  | 93  | 4  | 0  | 7  | 4   | 63 | 12 | 8  | 272 | 366 | 395  |
| LEIUS, SCOTT      | 38  | 101 | 14  | 27  | 4  | 1  | 2  | 11  | 19  | 11  | 0  | 2  | 2  | 0   | 1  | 1  | 3  | 267 | 333 | 386  |
| DUNSTON, SHAWON   | 143 | 444 | 53  | 116 | 20 | 10 | 11 | 60  | 66  | 12  | 4  | 27 | 4  | 7   | 18 | 1  | 24 | 261 | 284 | 426  |
| BOSTON, DARYL     | 42  | 59  | 6   | 15  | 1  | 1  | 1  | 13  | 10  | 12  | 0  | 0  | 1  | 3   | 2  | 0  | 1  | 254 | 375 | 356  |
| GREENWELL, MIKE   | 60  | 128 | 11  | 32  | 2  | 4  | 1  | 17  | 12  | 6   | 1  | 0  | 0  | 1   | 4  | 1  | 1  | 250 | 289 | 352  |
| DEER, ROB         | 5   | 12  | 3   | 3   | 2  | 0  | 0  | 2   | 4   | 2   | 0  | 0  | 0  | 0   | 0  | 0  | 0  | 250 | 357 | 417  |
| PAGNOZZI, TOM     | 147 | 448 | 30  | 97  | 11 | 5  | 1  | 32  | 71  | 21  | 8  | 22 | 0  | 1   | 4  | 2  | 2  | 217 | 264 | 270  |
| THOMPSON, ROBBIE  | 126 | 387 | 56  | 84  | 14 | 2  | 8  | 31  | 84  | 47  | 3  | 37 | 1  | 6   | 10 | 1  | 6  | 217 | 306 | 326  |
| STILLWELL, KIRT   | 6   | 20  | 1   | 4   | 2  | 0  | 0  | 3   | 1   | 1   | 0  | 0  | 0  | 1   | 0  | 0  | 0  | 200 | 238 | 300  |
| CUTLER, MILT      | 80  | 128 | 18  | 22  | 2  | 1  | 0  | 10  | 29  | 14  | 2  | 8  | 1  | 0   | 16 | 8  | 5  | 172 | 262 | 203  |
| HUNTER, BRIAN     | 32  | 77  | 8   | 12  | 5  | 0  | 1  | 8   | 11  | 3   | 0  | 0  | 1  | 1   | 0  | 0  | 5  | 156 | 185 | 260  |
| BORDERS, PAT      | 12  | 26  | 0   | 4   | 3  | 0  | 0  | 2   | 5   | 0   | 0  | 0  | 0  | 0   | 0  | 0  | 1  | 154 | 154 | 269  |
| BRAGGS, GLENN     | 19  | 24  | 2   | 3   | 0  | 0  | 0  | 2   | 5   | 2   | 0  | 0  | 0  | 1   | 0  | 0  | 0  | 125 | 192 | 125  |
| FLETCHER, DARRIN  | 2   | 1   | 0   | 0   | 0  | 0  | 0  | 0   | 0   | 0   | 0  | 0  | 0  | 0   | 0  | 0  | 0  | 000 | 000 | 000  |
| ANTHONY, ERIC     | 1   | 1   | 0   | 0   | 0  | 0  | 0  | 0   | 1   | 0   | 0  | 0  | 0  | 0   | 0  | 0  | 0  | 000 | 000 | 000  |
| DECKER, STEVE     | 2   | 5   | 0   | 0   | 0  | 0  | 0  | 0   | 0   | 0   | 0  | 0  | 0  | 0   | 0  | 0  | 0  | 000 | 000 | 000  |
| PITCHERS          | 162 | 0   | 0   | 0   | 0  | 0  | 0  | 0   | 0   | 0   | 0  | 0  | 0  | 0   | 0  | 0  | 4  | 000 | 000 | 000  |

TOTAL 162 5526 761 1483 263 59 128 715 895 542 33 140 56 96 163 42 89 268 334 407

|                   | G   | AB  | R  | H   | 2B | 3B | HR | RBI | SO  | BB | HB | S  | SF | GDP | SB | CS | E  | PCT | OBA | SLG |
|-------------------|-----|-----|----|-----|----|----|----|-----|-----|----|----|----|----|-----|----|----|----|-----|-----|-----|
| NEW YORK KNIGHTS  |     |     |    |     |    |    |    |     |     |    |    |    |    |     |    |    |    |     |     |     |
| HOLLINS, DAVE     | 63  | 149 | 30 | 48  | 5  | 6  | 7  | 35  | 30  | 17 | 4  | 0  | 3  | 6   | 0  | 2  | 8  | 322 | 399 | 577 |
| OLSON, GREG       | 69  | 148 | 15 | 45  | 10 | 1  | 3  | 16  | 20  | 9  | 3  | 3  | 4  | 2   | 1  | 1  | 2  | 304 | 348 | 446 |
| CARTER, JOE       | 63  | 129 | 23 | 38  | 10 | 1  | 11 | 30  | 28  | 4  | 4  | 0  | 2  | 1   | 1  | 0  | 0  | 295 | 331 | 643 |
| RANDOLPH, WILLIE  | 152 | 572 | 70 | 162 | 25 | 2  | 0  | 53  | 64  | 77 | 0  | 24 | 4  | 14  | 5  | 1  | 27 | 283 | 366 | 334 |
| JOSE, FELIX       | 146 | 512 | 56 | 139 | 18 | 10 | 15 | 58  | 102 | 34 | 3  | 0  | 3  | 20  | 13 | 6  | 4  | 271 | 319 | 434 |
| GRISSOM, MARQUIS  | 87  | 361 | 51 | 97  | 20 | 4  | 4  | 25  | 58  | 20 | 0  | 1  | 1  | 7   | 44 | 19 | 3  | 269 | 306 | 380 |
| NOKES, MATT       | 134 | 460 | 52 | 122 | 24 | 1  | 18 | 46  | 56  | 27 | 5  | 1  | 3  | 9   | 0  | 1  | 15 | 265 | 311 | 439 |
| RIVERA, LUIS      | 107 | 262 | 35 | 67  | 15 | 3  | 3  | 33  | 54  | 23 | 1  | 38 | 2  | 5   | 5  | 3  | 14 | 256 | 316 | 370 |
| MITCHELL, KEVIN   | 157 | 615 | 81 | 156 | 21 | 1  | 45 | 116 | 108 | 47 | 14 | 0  | 8  | 19  | 3  | 2  | 0  | 254 | 317 | 511 |
| HRBEK, KENT       | 146 | 494 | 65 | 121 | 21 | 2  | 25 | 68  | 77  | 73 | 0  | 4  | 0  | 15  | 4  | 1  | 4  | 245 | 342 | 447 |
| LEWIS, MARK       | 50  | 21  | 3  | 5   | 0  | 0  | 0  | 0   | 1   | 0  | 0  | 0  | 0  | 1   | 0  | 0  | 0  | 238 | 238 | 238 |
| HENDERSON, RICKET | 75  | 285 | 49 | 66  | 8  | 0  | 10 | 27  | 66  | 50 | 5  | 1  | 0  | 11  | 37 | 7  | 4  | 232 | 356 | 365 |
| PASQUA, DAN       | 103 | 293 | 43 | 67  | 14 | 3  | 17 | 37  | 72  | 56 | 2  | 0  | 2  | 9   | 0  | 0  | 3  | 229 | 354 | 471 |
| BARNES, SKETTER   | 42  | 35  | 3  | 8   | 0  | 0  | 1  | 3   | 6   | 2  | 0  | 0  | 0  | 0   | 1  | 1  | 0  | 229 | 270 | 314 |
| TRAMMELL, ALAN    | 67  | 185 | 10 | 39  | 4  | 0  | 1  | 12  | 20  | 12 | 5  | 9  | 1  | 3   | 4  | 1  | 6  | 211 | 276 | 249 |
| JACKSON, DARRIN   | 74  | 281 | 32 | 59  | 6  | 0  | 17 | 36  | 73  | 18 | 2  | 0  | 2  | 5   | 5  | 4  | 3  | 210 | 261 | 413 |
| GREBECK, CRAIG    | 145 | 450 | 52 | 89  | 29 | 5  | 5  | 40  | 82  | 63 | 2  | 11 | 1  | 7   | 1  | 5  | 25 | 198 | 298 | 318 |
| KNOBLAUGH, CHUCK  | 18  | 21  | 5  | 4   | 0  | 0  | 0  | 1   | 1   | 2  | 0  | 0  | 0  | 0   | 3  | 0  | 0  | 190 | 261 | 190 |
| GONZALEZ, JUAN    | 83  | 139 | 13 | 26  | 5  | 0  | 6  | 14  | 28  | 6  | 7  | 0  | 1  | 2   | 0  | 0  | 4  | 187 | 255 | 353 |
| SAX, STEVE        | 19  | 41  | 4  | 7   | 2  | 0  | 0  | 2   | 5   | 0  | 0  | 0  | 0  | 1   | 4  | 2  | 0  | 171 | 171 | 220 |
| PITCHERS          | 162 | 0   | 0  | 0   | 0  | 0  | 0  | 0   | 0   | 0  | 0  | 0  | 0  | 0   | 0  | 0  | 16 | 000 | 000 | 000 |

|                  | G   | AB   | R   | H    | 2B  | 3B | HR  | RBI | SO   | BB  | HB | S  | SF | GDP | SB  | CS | E   | PCT | OBA | SLG |
|------------------|-----|------|-----|------|-----|----|-----|-----|------|-----|----|----|----|-----|-----|----|-----|-----|-----|-----|
| VERNAL EQUINOX   |     |      |     |      |     |    |     |     |      |     |    |    |    |     |     |    |     |     |     |     |
| BAINES, HAROLD   | 146 | 513  | 53  | 139  | 23  | 1  | 29  | 75  | 84   | 59  | 0  | 0  | 1  | 22  | 0   | 0  | 0   | 271 | 346 | 489 |
| HARPER, BRIAN    | 21  | 66   | 3   | 20   | 6   | 1  | 1   | 7   | 7    | 3   | 2  | 0  | 0  | 1   | 0   | 0  | 3   | 303 | 352 | 470 |
| HUFF, MIKE       | 52  | 93   | 17  | 26   | 5   | 0  | 0   | 4   | 16   | 10  | 4  | 0  | 0  | 2   | 7   | 2  | 0   | 280 | 374 | 333 |
| MCGEE, WILLIE    | 157 | 627  | 79  | 160  | 34  | 7  | 3   | 38  | 100  | 47  | 5  | 6  | 5  | 7   | 22  | 3  | 7   | 255 | 310 | 346 |
| MCGRIFF, FRED    | 161 | 620  | 102 | 158  | 16  | 0  | 47  | 112 | 176  | 95  | 2  | 0  | 3  | 5   | 8   | 0  | 11  | 255 | 354 | 508 |
| FERNANDEZ, TONY  | 159 | 561  | 67  | 142  | 20  | 9  | 3   | 35  | 85   | 55  | 0  | 3  | 2  | 6   | 23  | 10 | 29  | 253 | 319 | 337 |
| CLARK, JACK      | 53  | 111  | 17  | 28   | 5   | 1  | 12  | 30  | 25   | 13  | 0  | 0  | 1  | 6   | 0   | 0  | 0   | 252 | 328 | 640 |
| ZEILE, TODD      | 137 | 520  | 62  | 130  | 40  | 0  | 12  | 75  | 95   | 64  | 4  | 0  | 1  | 6   | 18  | 4  | 26  | 250 | 336 | 396 |
| DAWSON, ANDRE    | 75  | 304  | 35  | 75   | 17  | 1  | 15  | 33  | 48   | 10  | 5  | 0  | 1  | 8   | 2   | 3  | 2   | 247 | 281 | 457 |
| PECOTA, BILL     | 160 | 568  | 40  | 139  | 26  | 1  | 5   | 56  | 82   | 28  | 1  | 15 | 3  | 13  | 17  | 6  | 11  | 245 | 280 | 320 |
| SHARPERSON, MIKE | 39  | 113  | 12  | 27   | 5   | 0  | 2   | 10  | 15   | 13  | 1  | 2  | 0  | 0   | 2   | 1  | 1   | 239 | 323 | 336 |
| REIMER, KEVIN    | 44  | 118  | 10  | 28   | 3   | 0  | 9   | 18  | 35   | 5   | 4  | 0  | 0  | 4   | 0   | 0  | 5   | 237 | 291 | 492 |
| DASCENZO, DOUG   | 58  | 35   | 6   | 8    | 1   | 0  | 0   | 1   | 4    | 3   | 0  | 1  | 0  | 1   | 4   | 1  | 0   | 229 | 289 | 257 |
| HALL, MEL        | 105 | 385  | 39  | 86   | 8   | 1  | 15  | 44  | 43   | 21  | 1  | 0  | 3  | 5   | 0   | 0  | 2   | 223 | 263 | 366 |
| CERONE, RICK     | 69  | 68   | 9   | 15   | 2   | 0  | 2   | 8   | 9    | 12  | 0  | 3  | 2  | 4   | 0   | 0  | 1   | 221 | 329 | 338 |
| FISK, CARLTON    | 140 | 427  | 42  | 90   | 22  | 0  | 20  | 44  | 100  | 28  | 2  | 1  | 1  | 14  | 4   | 3  | 5   | 211 | 262 | 403 |
| GANT, RONNIE     | 124 | 386  | 39  | 66   | 23  | 1  | 13  | 41  | 98   | 38  | 2  | 1  | 1  | 9   | 22  | 6  | 5   | 171 | 248 | 337 |
| OQUENDO, JOSE    | 48  | 25   | 4   | 4    | 1   | 0  | 0   | 1   | 7    | 6   | 1  | 2  | 0  | 0   | 0   | 0  | 1   | 160 | 344 | 200 |
| SANDERS, DEION   | 77  | 30   | 26  | 4    | 1   | 1  | 0   | 2   | 3    | 4   | 0  | 0  | 0  | 0   | 22  | 7  | 0   | 133 | 235 | 233 |
| SAMUEL, JUAN     | 36  | 40   | 6   | 5    | 0   | 0  | 0   | 2   | 13   | 4   | 0  | 0  | 0  | 0   | 5   | 0  | 1   | 125 | 205 | 125 |
| PITCHERS         | 162 | 0    | 0   | 0    | 0   | 0  | 0   | 0   | 0    | 0   | 0  | 0  | 0  | 0   | 0   | 0  | 16  | 000 | 000 | 000 |
| TOTAL            | 162 | 5610 | 668 | 1350 | 258 | 24 | 188 | 636 | 1045 | 518 | 34 | 34 | 24 | 113 | 156 | 46 | 126 | 241 | 307 | 396 |

| WASHINGTON GENERALS | G   | AB   | R   | H    | 2B  | 3B | HR  | RBI | SO  | BB  | HB | S  | SF | GDP | SB  | CS | E   | PCT  | OBA  | SLG  |
|---------------------|-----|------|-----|------|-----|----|-----|-----|-----|-----|----|----|----|-----|-----|----|-----|------|------|------|
| SANDERS, REGGIE     | 8   | 0    | 3   | 0    | 0   | 0  | 0   | 0   | 0   | 0   | 0  | 0  | 0  | 0   | 0   | 1  | 0   | ---  | ---  | ---  |
| BURKS, ELLIS        | 4   | 2    | 1   | 2    | 2   | 0  | 0   | 0   | 0   | 0   | 0  | 2  | 0  | 0   | 0   | 0  | 0   | 1000 | 1000 | 2000 |
| CROMARTIE, WARREN   | 45  | 79   | 8   | 31   | 6   | 0  | 1   | 21  | 15  | 13  | 0  | 0  | 2  | 1   | 0   | 1  | 2   | 392  | 468  | 506  |
| GUERRERO, PEDRO     | 86  | 286  | 33  | 88   | 7   | 2  | 11  | 61  | 39  | 15  | 0  | 1  | 2  | 12  | 6   | 5  | 7   | 308  | 340  | 462  |
| STEINBACH, TERRY    | 66  | 168  | 16  | 50   | 14  | 1  | 3   | 22  | 15  | 5   | 1  | 0  | 1  | 6   | 2   | 2  | 5   | 298  | 320  | 446  |
| SCIOSCIA, MIKE      | 133 | 471  | 75  | 135  | 20  | 3  | 10  | 56  | 43  | 48  | 2  | 4  | 0  | 6   | 4   | 7  | 5   | 287  | 355  | 406  |
| SMITH, OZZIE        | 159 | 654  | 114 | 187  | 31  | 0  | 1   | 73  | 51  | 97  | 0  | 2  | 2  | 9   | 38  | 13 | 4   | 286  | 377  | 338  |
| REYNOLDS, HAROLD    | 140 | 365  | 48  | 104  | 21  | 4  | 2   | 32  | 43  | 33  | 3  | 8  | 3  | 6   | 18  | 14 | 18  | 285  | 347  | 381  |
| BONDS, BARRY        | 158 | 619  | 109 | 173  | 35  | 3  | 24  | 101 | 115 | 91  | 6  | 1  | 7  | 15  | 37  | 7  | 4   | 279  | 373  | 462  |
| CANSECO, JOSE       | 153 | 579  | 123 | 157  | 38  | 0  | 56  | 150 | 168 | 72  | 9  | 2  | 8  | 8   | 30  | 5  | 2   | 271  | 356  | 627  |
| DESHEILDS, DELINO   | 136 | 369  | 70  | 97   | 11  | 2  | 13  | 50  | 98  | 65  | 0  | 12 | 1  | 2   | 33  | 15 | 10  | 263  | 372  | 409  |
| OLERUD, JOHN        | 101 | 250  | 26  | 65   | 13  | 1  | 8   | 39  | 58  | 28  | 3  | 2  | 4  | 8   | 0   | 2  | 2   | 260  | 337  | 416  |
| EVANS, DWIGHT       | 63  | 152  | 23  | 39   | 9   | 0  | 1   | 18  | 31  | 47  | 4  | 0  | 0  | 1   | 0   | 1  | 0   | 257  | 443  | 336  |
| VAN SLYKE, ANDY     | 133 | 436  | 71  | 107  | 12  | 6  | 22  | 81  | 78  | 67  | 4  | 0  | 4  | 6   | 7   | 0  | 2   | 245  | 348  | 452  |
| JEFFRIES, GREG      | 149 | 525  | 69  | 125  | 18  | 0  | 11  | 50  | 66  | 51  | 2  | 0  | 3  | 14  | 23  | 12 | 35  | 238  | 306  | 335  |
| ROSE, BOBBY         | 37  | 89   | 12  | 21   | 9   | 1  | 4   | 17  | 26  | 3   | 0  | 0  | 0  | 3   | 0   | 0  | 4   | 236  | 261  | 494  |
| WILLIAMS, BERNIE    | 43  | 88   | 13  | 20   | 4   | 1  | 0   | 7   | 20  | 16  | 1  | 1  | 0  | 3   | 8   | 2  | 0   | 227  | 352  | 295  |
| BUHNER, JAY         | 107 | 204  | 33  | 40   | 5   | 2  | 14  | 33  | 78  | 12  | 7  | 2  | 2  | 2   | 0   | 0  | 5   | 196  | 262  | 446  |
| YOUNT, ROBIN        | 53  | 117  | 18  | 22   | 4   | 1  | 0   | 6   | 18  | 15  | 1  | 3  | 1  | 3   | 3   | 0  | 0   | 188  | 284  | 239  |
| WALLACH, TIM        | 74  | 50   | 0   | 9    | 0   | 0  | 0   | 2   | 8   | 2   | 0  | 1  | 0  | 1   | 0   | 0  | 2   | 180  | 212  | 180  |
| CABRERA, FRANK      | 7   | 25   | 2   | 4    | 1   | 0  | 1   | 3   | 4   | 2   | 0  | 0  | 0  | 0   | 0   | 1  | 0   | 160  | 222  | 320  |
| SHEFFIELD, GARY     | 8   | 25   | 4   | 3    | 2   | 0  | 1   | 1   | 0   | 2   | 1  | 0  | 0  | 0   | 0   | 0  | 1   | 120  | 214  | 320  |
| OWEN, SPIKE         | 4   | 10   | 2   | 0    | 0   | 0  | 0   | 0   | 3   | 3   | 0  | 0  | 0  | 1   | 1   | 1  | 0   | 000  | 231  | 000  |
| PITCHERS            | 162 | 0    | 0   | 0    | 0   | 0  | 0   | 0   | 0   | 0   | 0  | 0  | 0  | 0   | 0   | 0  | 7   | 000  | 000  | 000  |
| TOTAL               | 162 | 5563 | 873 | 1479 | 262 | 27 | 183 | 823 | 977 | 687 | 44 | 41 | 40 | 107 | 210 | 89 | 115 | 266  | 349  | 421  |

| ALBANY EMPIRE     | ERA  | W  | L   | PCT | SV | G   | GS  | CG | GF  | IP      | H    | R   | ER  | HR  | BB  | SO   | SH | BK | WP |        |
|-------------------|------|----|-----|-----|----|-----|-----|----|-----|---------|------|-----|-----|-----|-----|------|----|----|----|--------|
| DIBBLE, ROB       | 3.07 | 7  | 5   | 583 | 12 | 58  | 0   | 0  | 40  | 76.33   | 67   | 31  | 26  | 10  | 26  | 78   | 0  | 0  | 6  |        |
| MADDUX, GREG      | 3.83 | 16 | 21  | 432 | 0  | 42  | 42  | 17 | 0   | 307.67  | 294  | 150 | 131 | 39  | 66  | 228  | 1  | 5  | 4  |        |
| ASSENMACHER, PAUL | 4.02 | 4  | 4   | 500 | 1  | 54  | 0   | 0  | 26  | 105.33  | 106  | 51  | 47  | 16  | 34  | 118  | 0  | 0  | 1  |        |
| KILE, DARYL       | 4.27 | 7  | 12  | 368 | 0  | 32  | 25  | 5  | 3   | 187.67  | 172  | 102 | 89  | 21  | 116 | 96   | 0  | 7  | 5  |        |
| WALK, BOB         | 4.49 | 4  | 4   | 500 | 1  | 43  | 13  | 3  | 12  | 160.33  | 179  | 89  | 80  | 17  | 64  | 86   | 0  | 4  | 13 |        |
| LANGSTON, MARK    | 4.77 | 14 | 19  | 424 | 0  | 40  | 40  | 12 | 0   | 286.67  | 266  | 173 | 152 | 51  | 149 | 203  | 0  | 0  | 7  |        |
| FERNANDEZ, ALEX   | 5.16 | 3  | 4   | 429 | 0  | 13  | 12  | 1  | 0   | 82.00   | 90   | 56  | 47  | 12  | 61  | 60   | 0  | 0  | 2  |        |
| SMITH, LEE        | 5.22 | 2  | 12  | 143 | 10 | 57  | 0   | 0  | 39  | 88.00   | 105  | 62  | 51  | 11  | 15  | 82   | 0  | 0  | 1  |        |
| JOHNSON, RANDY    | 6.36 | 3  | 9   | 250 | 0  | 14  | 14  | 3  | 0   | 86.33   | 70   | 71  | 61  | 18  | 92  | 90   | 1  | 3  | 10 |        |
| MAGY, CHARLES     | 9.30 | 2  | 10  | 167 | 0  | 16  | 16  | 1  | 0   | 79.33   | 140  | 84  | 82  | 18  | 32  | 48   | 0  | 0  | 0  |        |
| TOTALS            | 4.72 | 62 | 100 | 383 | 24 | 162 | 162 | 42 | 120 | 1459.67 | 1489 | 869 | 766 | 213 | 655 | 1089 | 7  | 19 | 49 | DP-120 |

| ARIZONA HEAT    | ERA   | W  | L  | PCT | SV | G   | GS  | CG | GF  | IP      | H    | R   | ER  | HR  | BB  | SO  | SH | BK | WP |        |
|-----------------|-------|----|----|-----|----|-----|-----|----|-----|---------|------|-----|-----|-----|-----|-----|----|----|----|--------|
| SWIFT, BILL     | 2.95  | 5  | 5  | 500 | 33 | 60  | 0   | 0  | 55  | 73.33   | 67   | 27  | 24  | 4   | 19  | 38  | 0  | 2  | 0  |        |
| BELCHER, TIM    | 3.09  | 21 | 13 | 618 | 0  | 38  | 38  | 17 | 0   | 302.67  | 284  | 113 | 104 | 26  | 125 | 198 | 2  | 0  | 8  |        |
| FREEMAN, MARVIN | 3.25  | 3  | 3  | 500 | 3  | 67  | 0   | 0  | 27  | 102.33  | 93   | 45  | 37  | 6   | 23  | 55  | 0  | 0  | 8  |        |
| JACKSON, MIKE   | 3.63  | 2  | 3  | 400 | 0  | 22  | 0   | 0  | 12  | 39.67   | 39   | 19  | 16  | 4   | 9   | 26  | 0  | 0  | 2  |        |
| HARRIS, GREG A. | 3.75  | 6  | 9  | 400 | 0  | 26  | 11  | 2  | 7   | 117.67  | 111  | 55  | 49  | 16  | 42  | 87  | 0  | 0  | 5  |        |
| TAPANI, KEVIN   | 3.91  | 21 | 14 | 600 | 0  | 39  | 39  | 16 | 0   | 281.00  | 281  | 137 | 122 | 36  | 56  | 143 | 1  | 3  | 1  |        |
| FLANAGAN, MIKE  | 4.07  | 1  | 4  | 200 | 1  | 49  | 0   | 0  | 12  | 48.67   | 47   | 27  | 22  | 3   | 11  | 37  | 0  | 1  | 2  |        |
| SMOLTZ, JOHN    | 4.74  | 15 | 12 | 556 | 0  | 35  | 35  | 9  | 0   | 241.33  | 247  | 138 | 127 | 34  | 86  | 117 | 0  | 4  | 28 |        |
| MERCKER, KENT   | 4.80  | 2  | 4  | 333 | 0  | 21  | 6   | 0  | 2   | 50.67   | 49   | 31  | 27  | 10  | 29  | 37  | 0  | 0  | 2  |        |
| NABHOLZ, CHRIS  | 5.39  | 6  | 10 | 375 | 0  | 25  | 25  | 3  | 0   | 148.67  | 167  | 99  | 89  | 9   | 70  | 99  | 1  | 0  | 2  |        |
| DRABEK, DOUG    | 6.75  | 2  | 1  | 667 | 0  | 5   | 5   | 0  | 0   | 25.33   | 36   | 19  | 19  | 4   | 11  | 17  | 0  | 0  | 0  |        |
| HARNISCH, PETE  | 7.11  | 0  | 0  | --- | 0  | 1   | 1   | 0  | 0   | 6.33    | 10   | 6   | 5   | 2   | 6   | 5   | 0  | 0  | 0  |        |
| PORTUGAL, MARK  | 10.39 | 0  | 0  | --- | 0  | 8   | 2   | 0  | 0   | 17.33   | 34   | 24  | 20  | 6   | 8   | 12  | 0  | 1  | 1  |        |
| TOTALS          | 4.09  | 84 | 78 | 519 | 37 | 162 | 162 | 47 | 115 | 1455.00 | 1465 | 740 | 661 | 160 | 495 | 871 | 4  | 11 | 59 | DP-124 |

| CALIFORNIA DRAGONS | ERA  | W  | L  | PCT | SV | G   | GS  | CG | GF | IP      | H    | R   | ER  | HR  | BB  | SO  | SH | BK | WP |        |
|--------------------|------|----|----|-----|----|-----|-----|----|----|---------|------|-----|-----|-----|-----|-----|----|----|----|--------|
| FRANCO, JOHN       | 2.25 | 2  | 1  | 667 | 1  | 23  | 0   | 0  | 13 | 36.00   | 32   | 11  | 9   | 3   | 10  | 21  | 0  | 0  | 0  |        |
| MONTGOMERY, JEFF   | 2.36 | 3  | 5  | 375 | 13 | 52  | 0   | 0  | 37 | 95.33   | 84   | 25  | 25  | 8   | 26  | 82  | 0  | 0  | 1  |        |
| WEGMAN, BILL       | 2.89 | 18 | 11 | 621 | 0  | 32  | 32  | 16 | 0  | 262.00  | 249  | 96  | 84  | 26  | 75  | 92  | 3  | 0  | 7  |        |
| CHARLTON, NORM     | 3.48 | 2  | 6  | 250 | 1  | 31  | 5   | 2  | 12 | 88.00   | 83   | 42  | 34  | 7   | 38  | 75  | 0  | 0  | 5  |        |
| HILL, KEN          | 3.48 | 12 | 11 | 522 | 0  | 28  | 28  | 11 | 0  | 212.00  | 195  | 89  | 82  | 21  | 70  | 140 | 3  | 1  | 7  |        |
| SABERHAGEN, BRET   | 3.72 | 13 | 12 | 520 | 0  | 31  | 31  | 17 | 0  | 239.67  | 220  | 107 | 99  | 26  | 58  | 164 | 2  | 2  | 8  |        |
| ANDERSEN, LARRY    | 3.88 | 3  | 7  | 300 | 5  | 34  | 0   | 0  | 25 | 48.67   | 57   | 21  | 21  | 4   | 10  | 37  | 0  | 0  | 3  |        |
| HURST, BRUCE       | 4.22 | 14 | 22 | 389 | 0  | 39  | 39  | 20 | 0  | 304.67  | 311  | 150 | 143 | 39  | 96  | 194 | 2  | 1  | 6  |        |
| GORDON, TOM        | 4.42 | 7  | 13 | 350 | 0  | 31  | 27  | 6  | 3  | 191.33  | 173  | 102 | 94  | 20  | 118 | 193 | 1  | 0  | 9  |        |
| TOTALS             | 3.60 | 74 | 88 | 457 | 20 | 162 | 162 | 72 | 90 | 1477.67 | 1404 | 643 | 591 | 154 | 501 | 998 | 13 | 4  | 46 | DP-123 |

| EVANSTON EQUINE  | ERA  | W  | L  | PCT | SV | G   | GS  | CG | GF  | IP      | H    | R   | ER  | HR  | BB  | SO  | SH | BK | WP        |
|------------------|------|----|----|-----|----|-----|-----|----|-----|---------|------|-----|-----|-----|-----|-----|----|----|-----------|
| JOHNSTON, JOEL   | 0.98 | 1  | 1  | 500 | 9  | 16  | 0   | 0  | 13  | 18.33   | 10   | 2   | 2   | 1   | 5   | 11  | 0  | 0  | 0         |
| BRANTLEY, JEFF   | 1.00 | 0  | 1  | 000 | 1  | 5   | 0   | 0  | 4   | 9.00    | 5    | 1   | 1   | 1   | 2   | 7   | 0  | 0  | 0         |
| STANTON, MIKE    | 1.80 | 1  | 4  | 200 | 0  | 41  | 0   | 0  | 12  | 55.00   | 41   | 11  | 11  | 2   | 17  | 34  | 0  | 0  | 0         |
| BELINDA, STAN    | 2.33 | 9  | 7  | 563 | 11 | 75  | 0   | 0  | 46  | 131.33  | 88   | 35  | 34  | 13  | 52  | 109 | 0  | 0  | 6         |
| HARRIS, GREG W.  | 2.75 | 4  | 1  | 800 | 0  | 7   | 7   | 2  | 0   | 52.33   | 41   | 18  | 16  | 4   | 8   | 35  | 1  | 0  | 1         |
| GRAY, JEFF       | 3.42 | 5  | 3  | 625 | 11 | 65  | 0   | 0  | 35  | 92.00   | 74   | 39  | 35  | 11  | 23  | 47  | 0  | 0  | 8         |
| SANDERSON, SCOTT | 3.69 | 17 | 13 | 567 | 0  | 40  | 40  | 9  | 0   | 307.00  | 311  | 137 | 126 | 35  | 61  | 157 | 0  | 1  | 4         |
| BOSIO, CHRIS     | 3.78 | 15 | 18 | 455 | 0  | 41  | 41  | 10 | 0   | 288.33  | 294  | 142 | 121 | 23  | 101 | 159 | 0  | 0  | 9         |
| BROWN, KEVIN D.  | 4.16 | 1  | 2  | 333 | 0  | 9   | 0   | 0  | 2   | 4.33    | 2    | 2   | 2   | 0   | 4   | 1   | 0  | 0  | 0         |
| APPIER, KEVIN    | 4.23 | 18 | 15 | 545 | 0  | 41  | 41  | 10 | 0   | 278.67  | 307  | 141 | 131 | 27  | 98  | 205 | 3  | 1  | 7         |
| WILSON, TREVOR   | 5.15 | 10 | 16 | 385 | 0  | 40  | 33  | 12 | 0   | 229.00  | 245  | 140 | 131 | 27  | 88  | 163 | 0  | 1  | 6         |
| TOTALS           | 3.75 | 81 | 81 | 500 | 32 | 162 | 162 | 43 | 112 | 1465.33 | 1418 | 668 | 610 | 144 | 459 | 928 | 6  | 3  | 41 DP-107 |

| GIRARD EARTHSHAKERS | ERA  | W  | L  | PCT | SV | G   | GS  | CG | GF  | IP      | H    | R   | ER  | HR  | BB  | SO  | SH | BK | WP        |
|---------------------|------|----|----|-----|----|-----|-----|----|-----|---------|------|-----|-----|-----|-----|-----|----|----|-----------|
| HONEYCUTT, RICK     | 0.00 | 0  | 0  | --- | 0  | 6   | 0   | 0  | 3   | 5.33    | 2    | 0   | 0   | 0   | 0   | 4   | 0  | 0  | 0         |
| WILLIAMS, MITCH     | 2.21 | 0  | 1  | 000 | 0  | 12  | 0   | 0  | 2   | 20.33   | 11   | 5   | 5   | 2   | 15  | 19  | 0  | 0  | 0         |
| WARD, DUANE         | 3.24 | 11 | 10 | 524 | 13 | 95  | 0   | 0  | 68  | 178.00  | 159  | 67  | 64  | 20  | 65  | 177 | 0  | 0  | 11        |
| FROHWIRTH, TODD     | 3.64 | 7  | 4  | 636 | 6  | 71  | 0   | 0  | 35  | 180.33  | 144  | 81  | 73  | 18  | 56  | 133 | 0  | 0  | 2         |
| MORGAN, NIKE        | 3.64 | 20 | 17 | 541 | 0  | 41  | 41  | 17 | 0   | 313.67  | 311  | 143 | 127 | 38  | 84  | 152 | 5  | 0  | 5         |
| CASTILLO, FRANK     | 3.89 | 10 | 18 | 357 | 0  | 33  | 33  | 6  | 0   | 208.00  | 242  | 101 | 90  | 13  | 61  | 113 | 2  | 3  | 13        |
| DELEON, JOSE        | 4.16 | 14 | 13 | 519 | 0  | 33  | 33  | 4  | 0   | 218.67  | 202  | 114 | 101 | 35  | 91  | 141 | 0  | 2  | 1         |
| SMITH, ZANE         | 4.87 | 12 | 13 | 480 | 0  | 41  | 41  | 2  | 0   | 223.67  | 270  | 133 | 121 | 27  | 55  | 116 | 1  | 0  | 1         |
| MASON, ROGER        | 5.31 | 1  | 4  | 200 | 12 | 27  | 0   | 0  | 21  | 20.33   | 19   | 12  | 12  | 3   | 13  | 14  | 0  | 0  | 3         |
| VIOLA, FRANK        | 5.36 | 3  | 4  | 429 | 0  | 14  | 14  | 2  | 0   | 84.00   | 101  | 54  | 50  | 14  | 18  | 37  | 0  | 0  | 1         |
| MACHADO, JULIO      | 5.39 | 0  | 0  | --- | 0  | 1   | 0   | 0  | 1   | 1.67    | 2    | 1   | 1   | 0   | 1   | 2   | 0  | 0  | 0         |
| TOTALS              | 3.99 | 78 | 84 | 481 | 31 | 162 | 162 | 31 | 130 | 1454.00 | 1463 | 711 | 644 | 170 | 459 | 908 | 11 | 5  | 37 DP- 99 |

| IOWA HUMIDITY     | ERA  | W  | L  | PCT | SV | G   | GS  | CG | GF  | IP      | H    | R   | ER  | HR  | BB  | SO   | SH | BK | WP        |
|-------------------|------|----|----|-----|----|-----|-----|----|-----|---------|------|-----|-----|-----|-----|------|----|----|-----------|
| INNIS, JEFF       | 2.20 | 6  | 3  | 667 | 6  | 83  | 0   | 0  | 26  | 172.00  | 125  | 42  | 42  | 6   | 49  | 88   | 0  | 0  | 8         |
| AGUILERA, RICK    | 2.23 | 9  | 6  | 600 | 17 | 63  | 0   | 0  | 50  | 64.67   | 40   | 16  | 16  | 6   | 29  | 54   | 0  | 0  | 6         |
| CLEMENS, ROGER    | 2.51 | 28 | 11 | 718 | 0  | 41  | 41  | 31 | 0   | 358.67  | 259  | 108 | 100 | 35  | 96  | 328  | 5  | 0  | 5         |
| HOWE, STEVE       | 3.06 | 2  | 4  | 333 | 0  | 35  | 3   | 0  | 16  | 35.33   | 30   | 16  | 12  | 4   | 14  | 24   | 0  | 0  | 4         |
| HOWELL, JAY       | 3.57 | 1  | 4  | 200 | 5  | 39  | 0   | 0  | 11  | 53.00   | 47   | 23  | 21  | 8   | 11  | 36   | 0  | 0  | 0         |
| MCDOWELL, JACK    | 3.99 | 21 | 9  | 700 | 0  | 40  | 40  | 14 | 0   | 284.00  | 262  | 131 | 126 | 33  | 107 | 211  | 2  | 2  | 16        |
| MOORE, MIKE       | 4.39 | 13 | 12 | 520 | 0  | 38  | 38  | 5  | 0   | 238.00  | 225  | 126 | 116 | 15  | 124 | 156  | 0  | 0  | 17        |
| ABBOTT, JIM       | 4.63 | 13 | 10 | 565 | 0  | 29  | 29  | 4  | 0   | 184.67  | 180  | 101 | 95  | 29  | 88  | 116  | 0  | 4  | 0         |
| TIMLIN, MIKE      | 4.86 | 4  | 5  | 444 | 0  | 22  | 13  | 0  | 4   | 83.33   | 92   | 48  | 45  | 9   | 36  | 52   | 0  | 0  | 4         |
| MULHOLLAND, TERRY | 6.00 | 0  | 1  | 000 | 0  | 1   | 1   | 0  | 0   | 6.00    | 7    | 4   | 4   | 2   | 2   | 5    | 0  | 0  | 0         |
| TOTALS            | 3.51 | 97 | 65 | 599 | 28 | 162 | 165 | 54 | 107 | 1479.67 | 1267 | 615 | 577 | 147 | 556 | 1070 | 11 | 6  | 60 DP-151 |

| JACKSON HOLE GUIDES | ERA  | W  | L  | PCT | SV | G   | GS  | CG | GF | IP      | H    | R   | ER  | HR  | BB  | SO  | SH | BK | WP |
|---------------------|------|----|----|-----|----|-----|-----|----|----|---------|------|-----|-----|-----|-----|-----|----|----|----|
| PIATT, DOUG         | 2.25 | 0  | 2  | 000 | 0  | 17  | 0   | 0  | 0  | 32.00   | 19   | 11  | 8   | 2   | 13  | 21  | 0  | 0  | 0  |
| FARR, STEVE         | 2.94 | 7  | 7  | 500 | 18 | 72  | 0   | 0  | 0  | 113.33  | 99   | 42  | 37  | 11  | 22  | 92  | 0  | 0  | 4  |
| RIGHETTI, DAVE      | 3.86 | 0  | 0  | --- | 1  | 8   | 0   | 0  | 0  | 9.33    | 11   | 4   | 4   | 0   | 5   | 3   | 0  | 0  | 0  |
| KEY, JIMMY          | 4.01 | 9  | 6  | 600 | 0  | 27  | 27  | 5  | 0  | 181.67  | 217  | 88  | 81  | 12  | 44  | 101 | 0  | 0  | 0  |
| GUZMAN, JOSE        | 4.11 | 15 | 12 | 556 | 0  | 32  | 32  | 6  | 0  | 236.33  | 218  | 126 | 108 | 17  | 117 | 157 | 2  | 1  | 11 |
| BURKETT, JOHN       | 4.12 | 1  | 1  | 500 | 0  | 3   | 3   | 1  | 0  | 19.67   | 17   | 9   | 9   | 1   | 8   | 12  | 1  | 0  | 0  |
| MCELROY, CHUCK      | 4.15 | 1  | 2  | 333 | 2  | 44  | 0   | 0  | 0  | 80.33   | 71   | 50  | 37  | 12  | 50  | 62  | 0  | 0  | 1  |
| HABYAN, JOHN        | 4.41 | 6  | 12 | 333 | 10 | 69  | 0   | 0  | 0  | 120.33  | 118  | 60  | 59  | 10  | 34  | 89  | 0  | 0  | 1  |
| SMILEY, JOHN        | 4.44 | 11 | 15 | 423 | 0  | 31  | 31  | 6  | 0  | 210.67  | 228  | 120 | 104 | 28  | 96  | 113 | 1  | 2  | 0  |
| JONES, DOUG         | 4.50 | 0  | 0  | --- | 1  | 2   | 0   | 0  | 0  | 4.00    | 2    | 2   | 2   | 1   | 0   | 4   | 0  | 0  | 0  |
| AVERY, STEVE        | 5.08 | 12 | 15 | 444 | 0  | 35  | 35  | 3  | 0  | 234.00  | 239  | 146 | 132 | 35  | 105 | 133 | 2  | 1  | 5  |
| NAVARRO, JAIME      | 5.14 | 1  | 1  | 500 | 0  | 2   | 2   | 1  | 0  | 14.00   | 8    | 8   | 8   | 1   | 4   | 3   | 1  | 0  | 1  |
| ERICKSON, SCOTT     | 5.56 | 7  | 16 | 304 | 0  | 28  | 28  | 5  | 0  | 160.33  | 202  | 110 | 99  | 20  | 60  | 72  | 0  | 0  | 3  |
| FERNANDEZ, SID      | 8.25 | 0  | 2  | 000 | 0  | 2   | 2   | 0  | 0  | 12.00   | 19   | 11  | 11  | 4   | 3   | 5   | 0  | 0  | 0  |
| SMITH, PETE         | 9.82 | 0  | 2  | 000 | 0  | 2   | 2   | 0  | 0  | 11.00   | 16   | 12  | 12  | 3   | 6   | 10  | 0  | 0  | 0  |
| TOTALS              | 4.45 | 70 | 93 | 429 | 32 | 162 | 162 | 27 | 0  | 1439.00 | 1484 | 799 | 711 | 157 | 567 | 877 | 7  | 4  | 26 |

| LAKE TAHOE DEALERS | ERA  | W   | L  | PCT | SV | G   | GS  | CG | GF  | IP      | H    | R   | ER  | HR  | BB  | SO   | SH | BK | WP        |
|--------------------|------|-----|----|-----|----|-----|-----|----|-----|---------|------|-----|-----|-----|-----|------|----|----|-----------|
| EICHORN, MARK      | 1.07 | 8   | 2  | 800 | 5  | 56  | 0   | 0  | 27  | 84.00   | 50   | 11  | 10  | 1   | 29  | 47   | 0  | 0  | 0         |
| HENRY, DOUG        | 1.69 | 3   | 3  | 500 | 2  | 21  | 0   | 0  | 8   | 26.67   | 14   | 6   | 5   | 1   | 13  | 18   | 0  | 0  | 1         |
| RYAN, NOLAN        | 2.13 | 25  | 5  | 833 | 0  | 32  | 32  | 15 | 0   | 257.33  | 150  | 73  | 61  | 18  | 115 | 295  | 2  | 0  | 6         |
| HARVEY, BRYAN      | 2.40 | 2   | 1  | 667 | 15 | 38  | 0   | 0  | 26  | 48.67   | 29   | 14  | 13  | 5   | 17  | 60   | 0  | 0  | 1         |
| JONES, CALVIN      | 3.16 | 1   | 1  | 500 | 7  | 27  | 0   | 0  | 14  | 42.67   | 38   | 16  | 15  | 6   | 14  | 36   | 0  | 0  | 3         |
| BENES, ANDY        | 3.19 | 16  | 15 | 516 | 0  | 40  | 40  | 9  | 0   | 279.00  | 239  | 112 | 99  | 31  | 84  | 184  | 3  | 7  | 2         |
| POOLE, JIM         | 3.39 | 3   | 2  | 600 | 5  | 45  | 0   | 0  | 21  | 58.33   | 55   | 25  | 22  | 10  | 29  | 55   | 0  | 0  | 5         |
| HARNISCH, PETE     | 3.50 | 20  | 16 | 556 | 0  | 41  | 41  | 12 | 0   | 298.67  | 262  | 139 | 116 | 32  | 119 | 199  | 1  | 4  | 3         |
| GARDNER, MARK      | 3.96 | 5   | 4  | 556 | 0  | 15  | 15  | 2  | 0   | 91.00   | 83   | 46  | 40  | 8   | 46  | 54   | 0  | 1  | 1         |
| BERENQUER, JUAN    | 4.08 | 5   | 1  | 833 | 8  | 30  | 0   | 0  | 24  | 46.33   | 40   | 21  | 21  | 2   | 16  | 35   | 0  | 0  | 0         |
| GUZMAN, JUAN       | 4.16 | 13  | 11 | 542 | 0  | 34  | 34  | 4  | 0   | 223.00  | 224  | 114 | 103 | 18  | 126 | 192  | 1  | 0  | 10        |
| TOTALS             | 3.12 | 101 | 61 | 623 | 42 | 162 | 162 | 42 | 120 | 1455.67 | 1184 | 577 | 505 | 132 | 608 | 1175 | 10 | 12 | 32 DP-123 |

| MALIBU WAVE     | ERA  | W  | L  | PCT  | SV | G   | GS  | CG | GF  | IP      | H    | R   | ER  | HR  | BB  | SO  | SH | BK | WP        |
|-----------------|------|----|----|------|----|-----|-----|----|-----|---------|------|-----|-----|-----|-----|-----|----|----|-----------|
| OLSON, GREGG    | 0.00 | 0  | 0  | ---  | 0  | 1   | 0   | 0  | 1   | 0.67    | 0    | 0   | 0   | 0   | 0   | 2   | 0  | 1  | 0         |
| NEAGLE, DENNY   | 1.93 | 0  | 0  | ---  | 0  | 3   | 0   | 0  | 1   | 4.67    | 3    | 1   | 1   | 0   | 0   | 7   | 0  | 0  | 0         |
| REARDON, JEFF   | 1.98 | 3  | 0  | 1000 | 0  | 19  | 0   | 0  | 3   | 13.67   | 11   | 3   | 3   | 1   | 10  | 8   | 0  | 0  | 0         |
| RITCHIE, WALLY  | 2.53 | 2  | 2  | 500  | 2  | 45  | 0   | 0  | 10  | 42.67   | 25   | 15  | 12  | 2   | 19  | 18  | 0  | 0  | 1         |
| RADINSKY, SCOTT | 2.93 | 2  | 3  | 400  | 11 | 59  | 0   | 0  | 39  | 73.67   | 65   | 26  | 24  | 9   | 30  | 49  | 0  | 0  | 1         |
| HERSHISER, OREL | 3.63 | 15 | 11 | 577  | 0  | 33  | 33  | 8  | 0   | 240.67  | 251  | 107 | 97  | 18  | 72  | 130 | 2  | 9  | 4         |
| MADDUX, MIKE    | 3.95 | 8  | 10 | 444  | 8  | 62  | 0   | 0  | 42  | 79.67   | 67   | 41  | 35  | 7   | 27  | 38  | 0  | 0  | 8         |
| MCDONALD, BEN   | 4.00 | 1  | 0  | 1000 | 0  | 1   | 1   | 1  | 0   | 9.00    | 8    | 4   | 4   | 2   | 1   | 6   | 0  | 0  | 0         |
| PENA, ALEJANDRO | 4.15 | 1  | 2  | 333  | 4  | 45  | 0   | 0  | 10  | 56.33   | 66   | 27  | 26  | 6   | 15  | 38  | 0  | 0  | 1         |
| GREENE, TOMMY   | 4.26 | 17 | 17 | 500  | 0  | 39  | 39  | 14 | 0   | 289.33  | 273  | 148 | 137 | 38  | 116 | 209 | 0  | 2  | 18        |
| ROJAS, MEL      | 4.26 | 0  | 0  | ---  | 0  | 12  | 0   | 0  | 3   | 12.67   | 10   | 6   | 6   | 0   | 9   | 9   | 0  | 0  | 2         |
| GLAVINE, TOM    | 4.56 | 9  | 22 | 290  | 0  | 40  | 40  | 16 | 0   | 292.33  | 302  | 158 | 148 | 37  | 92  | 186 | 2  | 3  | 9         |
| PEREZ, MELIDO   | 4.57 | 3  | 3  | 500  | 0  | 12  | 4   | 0  | 2   | 43.33   | 51   | 26  | 22  | 8   | 19  | 48  | 0  | 1  | 5         |
| MORRIS, JACK    | 5.23 | 13 | 11 | 542  | 0  | 35  | 35  | 8  | 0   | 227.00  | 253  | 141 | 132 | 27  | 97  | 144 | 0  | 1  | 16        |
| GOODEN, DOC     | 5.43 | 4  | 3  | 571  | 0  | 10  | 10  | 2  | 0   | 68.00   | 77   | 41  | 41  | 9   | 27  | 40  | 0  | 0  | 2         |
| TOTALS          | 4.26 | 78 | 84 | 481  | 25 | 162 | 162 | 49 | 111 | 1453.67 | 1462 | 744 | 688 | 164 | 534 | 932 | 4  | 17 | 67 DP-148 |

| NEW YORK KNIGHTS   | ERA  | W  | L  | PCT | SV | G   | GS  | CG | GF  | IP      | H    | R   | ER  | HR  | BB  | SO  | SH | BK | WP        |
|--------------------|------|----|----|-----|----|-----|-----|----|-----|---------|------|-----|-----|-----|-----|-----|----|----|-----------|
| ECKERSLEY, DENNIS  | 2.77 | 2  | 1  | 667 | 0  | 70  | 0   | 0  | 20  | 81.33   | 65   | 26  | 25  | 12  | 9   | 82  | 0  | 0  | 1         |
| HENKE, TOM         | 2.96 | 15 | 11 | 577 | 32 | 102 | 0   | 0  | 76  | 143.00  | 116  | 51  | 47  | 15  | 30  | 149 | 0  | 0  | 2         |
| GOSSAGE, GOOSE     | 3.60 | 4  | 9  | 308 | 4  | 97  | 0   | 0  | 29  | 122.67  | 88   | 57  | 49  | 12  | 56  | 60  | 0  | 0  | 9         |
| TERRY, SCOTT       | 3.64 | 5  | 2  | 714 | 2  | 63  | 0   | 0  | 20  | 141.00  | 156  | 67  | 57  | 12  | 41  | 85  | 0  | 0  | 2         |
| OJEDA, BOBBY       | 4.33 | 4  | 7  | 364 | 0  | 15  | 15  | 4  | 0   | 108.00  | 121  | 56  | 52  | 11  | 31  | 73  | 0  | 0  | 1         |
| GARDNER, MARK      | 4.72 | 7  | 8  | 467 | 0  | 19  | 19  | 2  | 0   | 116.33  | 119  | 68  | 61  | 18  | 53  | 67  | 0  | 0  | 0         |
| STIEB, DAVE        | 4.77 | 3  | 3  | 500 | 0  | 9   | 9   | 0  | 0   | 54.67   | 54   | 30  | 29  | 5   | 29  | 30  | 0  | 0  | 1         |
| SMITH, BRYN        | 4.89 | 9  | 15 | 375 | 0  | 33  | 33  | 2  | 0   | 197.00  | 247  | 123 | 107 | 26  | 52  | 78  | 0  | 1  | 3         |
| AQUINO, LUIS       | 5.05 | 9  | 13 | 409 | 0  | 33  | 33  | 4  | 0   | 196.00  | 255  | 125 | 110 | 29  | 61  | 79  | 0  | 0  | 2         |
| LEIBRANDT, CHARLIE | 5.15 | 12 | 14 | 462 | 0  | 31  | 31  | 2  | 0   | 180.00  | 213  | 116 | 103 | 24  | 62  | 71  | 0  | 4  | 4         |
| OLIVARES, OMAR     | 7.12 | 1  | 8  | 111 | 1  | 25  | 22  | 0  | 3   | 108.67  | 151  | 103 | 86  | 16  | 67  | 55  | 0  | 0  | 1         |
| TOTALS             | 4.51 | 71 | 91 | 438 | 39 | 162 | 162 | 14 | 148 | 1448.67 | 1585 | 822 | 726 | 180 | 491 | 829 | 3  | 5  | 26 DP-107 |

| VERNAL EQUINOX  | ERA  | W  | L  | PCT  | SV | G   | GS  | CG | GF  | IP      | H    | R   | ER  | HR  | BB  | SO  | SH | BK | WP        |
|-----------------|------|----|----|------|----|-----|-----|----|-----|---------|------|-----|-----|-----|-----|-----|----|----|-----------|
| HILLEGAS, SHAWN | 2.48 | 2  | 4  | 333  | 7  | 64  | 1   | 1  | 24  | 87.00   | 64   | 31  | 24  | 8   | 32  | 67  | 0  | 0  | 3         |
| HARVEY, BRYAN   | 3.00 | 1  | 0  | 1000 | 15 | 22  | 0   | 0  | 19  | 24.00   | 11   | 8   | 8   | 3   | 9   | 23  | 0  | 0  | 0         |
| OSUNA, AL       | 3.08 | 6  | 1  | 857  | 1  | 43  | 0   | 0  | 18  | 49.67   | 32   | 21  | 17  | 8   | 24  | 41  | 0  | 0  | 0         |
| TIMLIN, MIKE    | 3.18 | 2  | 0  | 1000 | 0  | 21  | 0   | 0  | 6   | 17.00   | 15   | 7   | 6   | 3   | 5   | 18  | 0  | 0  | 1         |
| BERENQUER, JUAN | 3.33 | 4  | 2  | 667  | 4  | 24  | 0   | 0  | 16  | 27.00   | 21   | 10  | 10  | 3   | 9   | 21  | 0  | 0  | 0         |
| RIJO, JOSE      | 3.65 | 16 | 14 | 533  | 0  | 40  | 40  | 11 | 0   | 293.67  | 267  | 129 | 119 | 26  | 94  | 216 | 1  | 6  | 2         |
| SWINDELL, GREG  | 3.65 | 9  | 8  | 529  | 0  | 24  | 24  | 7  | 0   | 172.67  | 171  | 76  | 70  | 25  | 46  | 108 | 0  | 0  | 1         |
| HARRIS, GREG W. | 3.69 | 8  | 7  | 533  | 0  | 19  | 19  | 6  | 0   | 141.33  | 130  | 63  | 58  | 12  | 31  | 85  | 1  | 0  | 5         |
| MARTINEZ, RAMON | 3.82 | 16 | 20 | 444  | 0  | 41  | 41  | 14 | 0   | 306.67  | 295  | 145 | 130 | 43  | 84  | 208 | 1  | 0  | 2         |
| MUSSINA, MIKE   | 4.87 | 5  | 15 | 250  | 0  | 24  | 24  | 6  | 0   | 175.67  | 203  | 112 | 95  | 23  | 58  | 92  | 0  | 5  | 9         |
| MELENDEZ, JOSE  | 5.16 | 4  | 3  | 571  | 2  | 32  | 1   | 0  | 16  | 66.33   | 72   | 47  | 38  | 16  | 19  | 38  | 0  | 2  | 4         |
| DEJESUS, JOSE   | 5.24 | 5  | 5  | 500  | 0  | 14  | 10  | 1  | 2   | 68.67   | 59   | 45  | 40  | 5   | 62  | 48  | 0  | 0  | 2         |
| PEREZ, PASCUAL  | 5.68 | 1  | 1  | 500  | 0  | 2   | 2   | 0  | 0   | 12.67   | 17   | 8   | 8   | 3   | 4   | 7   | 0  | 1  | 0         |
| SCHOOLER, MIKE  | 9.00 | 0  | 3  | 000  | 1  | 11  | 0   | 0  | 3   | 6.00    | 11   | 6   | 6   | 2   | 2   | 7   | 0  | 0  | 0         |
| TOTALS          | 3.91 | 79 | 83 | 488  | 30 | 162 | 162 | 46 | 104 | 1448.33 | 1368 | 708 | 629 | 180 | 479 | 979 | 3  | 14 | 29 DP-130 |

| WASHINGTON GENERALS | ERA  | W  | L  | PCT  | SV | G   | GS  | CG | GF  | IP      | H    | R   | ER  | HR  | BB  | SO  | SH | BK | WP        |
|---------------------|------|----|----|------|----|-----|-----|----|-----|---------|------|-----|-----|-----|-----|-----|----|----|-----------|
| SANFORD, MO         | 2.48 | 2  | 0  | 1000 | 0  | 4   | 4   | 0  | 0   | 29.00   | 22   | 9   | 8   | 3   | 13  | 29  | 0  | 0  | 3         |
| WILLIS, CARL        | 3.25 | 6  | 4  | 600  | 13 | 57  | 0   | 0  | 31  | 63.67   | 63   | 26  | 23  | 4   | 24  | 39  | 0  | 1  | 3         |
| FASSERO, JEFF       | 3.67 | 3  | 3  | 500  | 9  | 52  | 0   | 0  | 29  | 83.33   | 78   | 34  | 34  | 6   | 31  | 52  | 0  | 0  | 7         |
| MARTINEZ, DENNIS    | 3.82 | 21 | 13 | 618  | 0  | 40  | 40  | 16 | 0   | 310.67  | 299  | 149 | 132 | 29  | 100 | 136 | 1  | 0  | 1         |
| CANDIOTTI, TOM      | 3.84 | 25 | 12 | 676  | 0  | 40  | 40  | 19 | 0   | 321.00  | 350  | 144 | 137 | 37  | 99  | 219 | 2  | 0  | 13        |
| CONE, DAVID         | 4.11 | 23 | 12 | 657  | 0  | 40  | 40  | 20 | 0   | 300.00  | 305  | 149 | 137 | 25  | 96  | 296 | 1  | 1  | 21        |
| WELCH, BOB          | 4.47 | 7  | 4  | 636  | 0  | 17  | 17  | 1  | 0   | 98.67   | 107  | 50  | 49  | 7   | 48  | 38  | 0  | 0  | 2         |
| PALL, DONN          | 4.63 | 2  | 0  | 1000 | 12 | 52  | 0   | 0  | 31  | 58.33   | 50   | 32  | 30  | 10  | 7   | 37  | 0  | 0  | 1         |
| LANCASTER, LES      | 5.94 | 7  | 7  | 500  | 0  | 20  | 19  | 2  | 0   | 109.00  | 122  | 73  | 72  | 15  | 46  | 52  | 0  | 1  | 1         |
| GOTT, JIM           | 6.34 | 1  | 6  | 143  | 0  | 18  | 0   | 0  | 10  | 32.67   | 41   | 27  | 23  | 6   | 14  | 27  | 0  | 2  | 3         |
| WELLS, DAVID        | 6.48 | 1  | 2  | 333  | 0  | 23  | 1   | 0  | 3   | 50.00   | 66   | 37  | 36  | 7   | 17  | 24  | 0  | 0  | 3         |
| LEITER, MARK        | 7.20 | 0  | 1  | 000  | 0  | 1   | 1   | 0  | 0   | 5.00    | 12   | 4   | 4   | 2   | 1   | 0   | 0  | 0  | 0         |
| TOTALS              | 4.22 | 98 | 64 | 605  | 34 | 162 | 162 | 58 | 104 | 1461.33 | 1515 | 734 | 685 | 151 | 496 | 949 | 4  | 5  | 58 DP-153 |

MONTHLY STATNDINGS

APRIL

| EAST       |    |    |     |     | WEST         |    |    |     |     |
|------------|----|----|-----|-----|--------------|----|----|-----|-----|
|            | W  | L  | PCT | GB  |              | W  | L  | PCT | GB  |
| WASHINGTON | 18 | 12 | 600 | --- | LAKE TAHOE   | 22 | 8  | 733 | --- |
| ARIZONA    | 17 | 13 | 566 | 1   | CALIFORNIA   | 16 | 14 | 533 | 6   |
| VERNAL     | 17 | 13 | 566 | 1   | IOWA         | 16 | 14 | 533 | 6   |
| MALIBU     | 14 | 16 | 466 | 4   | EVANSTON     | 14 | 16 | 466 | 8   |
| NEW YORK   | 13 | 17 | 433 | 5   | GIRARD       | 12 | 18 | 400 | 10  |
| ALBANY     | 11 | 19 | 366 | 7   | JACKSON HOLE | 10 | 20 | 333 | 12  |

MAY

| EAST       |    |    |     |     | WEST         |    |    |     |     |
|------------|----|----|-----|-----|--------------|----|----|-----|-----|
|            | W  | L  | PCT | GB  |              | W  | L  | PCT | GB  |
| WASHINGTON | 36 | 24 | 600 | --- | LAKE TAHOE   | 40 | 20 | 666 | --- |
| ARIZONA    | 32 | 28 | 533 | 4   | IOWA         | 34 | 26 | 566 | 6   |
| MALIBU     | 28 | 32 | 466 | 8   | CALIFORNIA   | 31 | 29 | 516 | 9   |
| VERNAL     | 28 | 32 | 466 | 8   | EVANSTON     | 31 | 29 | 516 | 9   |
| ALBANY     | 23 | 37 | 383 | 13  | GIRARD       | 29 | 31 | 483 | 11  |
| NEW YORK   | 22 | 38 | 366 | 14  | JACKSON HOLE | 26 | 34 | 433 | 14  |

JUNE

| EAST       |    |    |     |     | WEST         |    |    |     |     |
|------------|----|----|-----|-----|--------------|----|----|-----|-----|
|            | W  | L  | PCT | GB  |              | W  | L  | PCT | GB  |
| WASHINGTON | 53 | 31 | 630 | --- | LAKE TAHOE   | 52 | 32 | 619 | --- |
| ARIZONA    | 44 | 40 | 523 | 9   | IOWA         | 50 | 34 | 595 | 2   |
| VERNAL     | 40 | 44 | 476 | 13  | EVANSTON     | 42 | 42 | 500 | 10  |
| MALIBU     | 39 | 45 | 464 | 14  | GIRARD       | 41 | 43 | 488 | 11  |
| NEW YORK   | 36 | 48 | 428 | 17  | CALIFORNIA   | 39 | 45 | 464 | 13  |
| ALBANY     | 31 | 53 | 369 | 22  | JACKSON HOLE | 37 | 47 | 440 | 15  |

JULY

| EAST       |    |    |     |     | WEST         |    |    |     |     |
|------------|----|----|-----|-----|--------------|----|----|-----|-----|
|            | W  | L  | PCT | GB  |              | W  | L  | PCT | GB  |
| WASHINGTON | 68 | 40 | 629 | --- | IOWA         | 67 | 41 | 620 | --- |
| ARIZONA    | 54 | 54 | 500 | 14  | LAKE TAHOE   | 66 | 42 | 611 | 1   |
| VERNAL     | 52 | 56 | 481 | 16  | EVANSTON     | 54 | 54 | 500 | 13  |
| MALIBU     | 50 | 58 | 462 | 18  | CALIFORNIA   | 51 | 57 | 472 | 16  |
| NEW YORK   | 48 | 60 | 444 | 20  | GIRARD       | 49 | 59 | 453 | 18  |
| ALBANY     | 40 | 68 | 370 | 28  | JACKSON HOLE | 49 | 59 | 453 | 18  |

AUGUST

| EAST       |    |    |     |     | WEST         |    |    |     |     |
|------------|----|----|-----|-----|--------------|----|----|-----|-----|
|            | W  | L  | PCT | GB  |              | W  | L  | PCT | GB  |
| WASHINGTON | 83 | 55 | 601 | --- | IOWA         | 85 | 53 | 615 | --- |
| VERNAL     | 70 | 68 | 507 | 13  | LAKE TAHOE   | 83 | 55 | 601 | 2   |
| ARIZONA    | 69 | 69 | 500 | 14  | EVANSTON     | 69 | 69 | 500 | 16  |
| MALIBU     | 65 | 73 | 471 | 18  | GIRARD       | 69 | 69 | 500 | 16  |
| NEW YORK   | 61 | 77 | 442 | 22  | JACKSON HOLE | 63 | 75 | 456 | 22  |
| ALBANY     | 52 | 86 | 376 | 31  | CALIFORNIA   | 59 | 79 | 427 | 26  |

SEPTEMBER

| EAST       |    |     |     |     | WEST         |     |    |     |     |
|------------|----|-----|-----|-----|--------------|-----|----|-----|-----|
|            | W  | L   | PCT | GB  |              | W   | L  | PCT | GB  |
| WASHINGTON | 98 | 64  | 604 | --- | LAKE TAHOE   | 101 | 61 | 623 | --- |
| ARIZONA    | 84 | 78  | 518 | 14  | IOWA         | 97  | 65 | 598 | 4   |
| VERNAL     | 79 | 83  | 487 | 19  | EVANSTON     | 81  | 81 | 500 | 20  |
| MALIBU     | 78 | 84  | 481 | 20  | GIRARD       | 78  | 84 | 481 | 23  |
| NEW YORK   | 71 | 91  | 438 | 27  | CALIFORNIA   | 74  | 88 | 456 | 27  |
| ALBANY     | 62 | 100 | 382 | 36  | JACKSON HOLE | 69  | 93 | 425 | 32  |



## Players and Pitchers of the Month

|                  | <u>PLAYER</u>   | <u>PITCHER</u>   |
|------------------|---|--|
| <b>APRIL</b>     | <b>Jose Canseco, WA</b><br>.327, 27 Runs, 31 RBI, 12 HR             | <b>Nolan Ryan, LT</b><br>6-1, 1.38 ERA, 64 K's, 4 CG, 1 ShO          |
| <b>MAY</b>       | <b>Ken Griffey Jr., LT</b><br>.388, 22 Runs, 25 RBI, 7 HR, 5 SB     | <b>Tom Henke, NY</b><br>2-0, 8 Svs, 1.33 ERA, 23 K's & 1 BB in 20 IP |
| <b>JUNE</b>      | <b>Barry Bonds, WA</b><br>.395, 20 Runs, 18 RBI, 5 HR, 5 SB         | <b>Dennis Martinez, WA</b><br>4-0, 2.70 ERA, 2 CG, 22 K's            |
| <b>JULY</b>      | <b>Matt Williams, EV</b><br>14 HR, 21 Runs, 25 RBI                  | <b>David Cone, WA</b><br>6-0, 3.06 ERA, 4 CG, 41 K's                 |
| <b>AUGUST</b>    | <b>Cecil Fielder, GI</b><br>.330, 16 HR, 28 Runs, 42 RBI, .820 Slg. | <b>Nolan Ryan, LT</b><br>5-0, 1.37 ERA, 40 K's                       |
| <b>SEPTEMBER</b> | <b>Chris Sabo, MU</b><br>.389, 7 HR, 23 RBI, 21 Runs, .694 Slg      | <b>Nolan Ryan, LT</b><br>7-0, 2.01 ERA, 80 K's, 1 ShO                |

## 1993 SLSL All-Defensive Team

|              |                           |
|--------------|---------------------------|
| Catcher      | <b>Tom Pagnozzi, MU</b>   |
| First Base   | <b>Kent Hrbek, NY</b>     |
| Second Base  | <b>Jose Lind, GI</b>      |
| Third Base   | <b>Matt Williams, EV</b>  |
| Short Stop   | <b>Ozzie Smith, WA</b>    |
| Left Field   | <b>Barry Bonds, WA</b>    |
| Center Field | <b>Andy Van Slyke, WA</b> |
| Right Field  | <b>Tony Gwynn, AZ</b>     |

**SLSL Defensive Player of the Year    Ozzie Smith, WA    4 errors**

1992 WASHINGTON GENERALS AT 1992 LAKE TAHOE DEALERS

CHAMPIONSHIP GAME 1

| GENERALS        |    |   |     |   | DEALERS           |    |   |     |   |
|-----------------|----|---|-----|---|-------------------|----|---|-----|---|
| AB              | R  | H | RBI |   | AB                | R  | H | RBI |   |
| O. SMITH SS     | 5  | 0 | 1   | 0 | R. HENDERSON LF   | 4  | 1 | 1   | 0 |
| M. SCIOSCIA C   | 5  | 0 | 0   | 0 | B. BARBERIE 3B    | 3  | 0 | 2   | 0 |
| B. BONDS LF     | 2  | 0 | 1   | 0 | B-T. FRYMAN 3B    | 0  | 0 | 0   | 0 |
| J. CANSECO RF   | 3  | 0 | 0   | 0 | K. GRIFFEY JR. CF | 4  | 0 | 1   | 1 |
| A. VAN SLYKE CF | 3  | 0 | 0   | 0 | P. PLANTIER DH    | 3  | 1 | 1   | 1 |
| J. OLERUD 1B    | 3  | 0 | 1   | 0 | R. PALMEIRO 1B    | 3  | 0 | 0   | 0 |
| G. JEFFERIES 3B | 4  | 0 | 0   | 0 | M. THOMPSON RF    | 3  | 0 | 0   | 0 |
| H. REYNOLDS 2B  | 3  | 0 | 0   | 0 | A-D. JACKSON RF   | 3  | 0 | 0   | 0 |
| D. DESHIELDS DH | 3  | 0 | 0   | 0 | M. TETTLETON C    | 3  | 0 | 1   | 0 |
|                 |    |   |     |   | A. TRAMMELL SS    | 3  | 0 | 0   | 0 |
|                 |    |   |     |   | J. REED 2B        | 3  | 0 | 0   | 0 |
| TOTALS          | 31 | 0 | 3   | 0 | TOTALS            | 29 | 2 | 6   | 2 |

A-SUBBED DEFENSIVELY (RF) FOR THOMPSON IN 7TH INNING  
 B-SUBBED DEFENSIVELY (3B) FOR BARBERIE IN 9TH INNING

INJURY: MILT THOMPSON INJURED (FOR 1 MORE GAME) IN 6TH INNING

|               |   |   |   |   |   |   |   |   |   |   |   |   |
|---------------|---|---|---|---|---|---|---|---|---|---|---|---|
| GENERALS..... | 0 | 0 | 0 | 0 | 0 | 0 | 0 | 0 | 0 | 3 | 0 |   |
| DEALERS.....  | 0 | 0 | 0 | 1 | 1 | 0 | 0 | 0 | 0 | 2 | 6 | 1 |

| GENERALS                | IP | H | R | ER | BB | SO | HR |
|-------------------------|----|---|---|----|----|----|----|
| T. CANDIOTTI LOSS (0-1) | 8  | 6 | 2 | 2  | 2  | 8  | 1  |
| TOTALS                  | 8  | 6 | 2 | 2  | 2  | 8  | 1  |

| DEALERS           | IP | H | R | ER | BB | SO | HR |
|-------------------|----|---|---|----|----|----|----|
| N. RYAN WIN (1-0) | 9  | 3 | 0 | 0  | 7  | 10 | 0  |
| TOTALS            | 9  | 3 | 0 | 0  | 7  | 10 | 0  |

LEFT ON BASE- GENERALS: 10 DEALERS: 5  
 DOUBLE PLAYS- GENERALS: 1 DEALERS: 0

ERRORS- J. REED  
 DOUBLES- O. SMITH, B. BONDS  
 HOME RUNS- P. PLANTIER (1st)  
 STOLEN BASES- B. BONDS (1st), J. CANSECO (1st), J. OLERUD (1st), H. REYNOLDS (1st), R. HENDERSON (1st)  
 WALKS- B. BONDS-2, J. CANSECO, A. VAN SLYKE, J. OLERUD, H. REYNOLDS, D. DESHIELDS, B. BARBERIE, P. PLANTIER  
 STRIKE OUTS- O. SMITH-2, M. SCIOSCIA-2, J. CANSECO, A. VAN SLYKE, J. OLERUD, G. JEFFERIES, H. REYNOLDS, D. DESHIELDS, R. HENDERSON-3, B. BARBERIE, R. PALMEIRO, M. TETTLETON, A. TRAMMELL, J. REED  
 GIDP- K. GRIFFEY JR.

1992 WASHINGTON GENERALS AT 1992 LAKE TAHOE DEALERS

CHAMPIONSHIP GAME 2

| GENERALS        |    |   |     |   | DEALERS           |    |   |     |   |
|-----------------|----|---|-----|---|-------------------|----|---|-----|---|
| AB              | R  | H | RBI |   | AB                | R  | H | RBI |   |
| O. SMITH SS     | 4  | 0 | 0   | 0 | R. HENDERSON LF   | 3  | 0 | 1   | 0 |
| M. SCIOSCIA C   | 4  | 0 | 2   | 0 | B. BARBERIE 3B    | 4  | 1 | 2   | 0 |
| B. BONDS LF     | 4  | 0 | 0   | 0 | A-T. FRYMAN 3B    | 0  | 0 | 0   | 0 |
| J. CANSECO RF   | 3  | 0 | 0   | 0 | K. GRIFFEY JR. CF | 3  | 1 | 1   | 0 |
| A. VAN SLYKE CF | 3  | 0 | 0   | 0 | P. PLANTIER DH    | 4  | 0 | 1   | 0 |
| J. OLERUD 1B    | 4  | 0 | 1   | 0 | R. PALMEIRO 1B    | 4  | 2 | 2   | 2 |
| G. JEFFERIES 3B | 4  | 1 | 1   | 1 | M. THOMPSON RF    | 4  | 0 | 1   | 1 |
| H. REYNOLDS 2B  | 2  | 0 | 1   | 0 | M. TETTLETON C    | 4  | 0 | 2   | 0 |
| D. DESHIELDS DH | 3  | 0 | 0   | 0 | A. TRAMMELL SS    | 3  | 0 | 0   | 1 |
|                 |    |   |     |   | J. REED 2B        | 4  | 0 | 1   | 0 |
| TOTALS          | 31 | 1 | 5   | 1 | TOTALS            | 33 | 4 | 11  | 4 |

A-SUBBED DEFENSIVELY (3B) FOR BARBERIE IN 9TH INNING

|               |   |   |   |   |   |   |   |   |   |   |    |   |
|---------------|---|---|---|---|---|---|---|---|---|---|----|---|
| GENERALS..... | 0 | 0 | 0 | 0 | 1 | 0 | 0 | 0 | 0 | 1 | 5  | 0 |
| DEALERS.....  | 3 | 0 | 0 | 0 | 0 | 0 | 0 | 1 | 0 | 4 | 11 | 0 |

| GENERALS               | IP    | H  | R | ER | BB | SO | HR |
|------------------------|-------|----|---|----|----|----|----|
| D. MARTINEZ LOSS (0-1) | 7 1/3 | 11 | 4 | 4  | 2  | 7  | 0  |
| J. FASSERO             | 0 2/3 | 0  | 0 | 0  | 0  | 0  | 0  |
| TOTALS                 | 8     | 11 | 4 | 4  | 2  | 7  | 0  |

| DEALERS               | IP    | H | R | ER | BB | SO | HR |
|-----------------------|-------|---|---|----|----|----|----|
| P. HARNISCH WIN (1-0) | 5 1/3 | 4 | 1 | 1  | 1  | 3  | 1  |
| J. POOLE              | 2     | 0 | 0 | 0  | 1  | 2  | 0  |
| D. HENRY SAVE (1st)   | 1 2/3 | 1 | 0 | 0  | 1  | 1  | 0  |
| TOTALS                | 9     | 5 | 1 | 1  | 3  | 6  | 1  |

LEFT ON BASE- GENERALS: 6 DEALERS: 8  
 DOUBLE PLAYS- GENERALS: 1 DEALERS: 0

DOUBLES- J. OLERUD, B. BARBERIE, R. PALMEIRO  
 HOME RUNS- G. JEFFERIES (1st)  
 STOLEN BASES- R. HENDERSON (2nd)  
 CAUGHT STEALING- H. REYNOLDS  
 SACRIFICE HITS- A. TRAMMELL  
 WALKS- J. CANSECO, A. VAN SLYKE, H. REYNOLDS, R. HENDERSON, K. GRIFFEY JR.  
 STRIKE OUTS- M. SCIOSCIA, B. BONDS, H. REYNOLDS, D. DESHIELDS-3, R. PALMEIRO, M. THOMPSON-2, M. TETTLETON-2, A. TRAMMELL, J. REED  
 GIDP- P. PLANTIER

1992 LAKE TAHOE DEALERS AT 1992 WASHINGTON GENERALS

CHAMPIONSHIP GAME 3

| DEALERS          | AB        | R        | H         | RBI      | GENERALS       | AB        | R        | H        | RBI      |
|------------------|-----------|----------|-----------|----------|----------------|-----------|----------|----------|----------|
| R.HENDERSON LF   | 3         | 0        | 0         | 0        | O.SMITH SS     | 4         | 0        | 1        | 0        |
| B.BARBERIE 3B    | 5         | 0        | 2         | 0        | M.SCIOSCIA C   | 4         | 0        | 2        | 0        |
| K.GRIFFEY JR. CF | 5         | 1        | 2         | 1        | B.BONDS LF     | 4         | 0        | 0        | 0        |
| P.PLANTIER DH    | 4         | 0        | 1         | 0        | J.CANSECO RF   | 3         | 1        | 1        | 0        |
| R.PALMEIRO 1B    | 3         | 0        | 1         | 0        | C-J.BUHNER RF  | 0         | 0        | 0        | 0        |
| M.THOMPSON RF    | 4         | 0        | 1         | 1        | A.VAN SLYKE CF | 2         | 1        | 1        | 1        |
| M.TETTLETON C    | 4         | 0        | 2         | 0        | J.OLERUD 1B    | 4         | 1        | 1        | 2        |
| A.TRAMMELL SS    | 3         | 0        | 0         | 0        | G.JEFFERIES 3B | 3         | 0        | 0        | 0        |
| A-T.PENDLETON PH | 1         | 0        | 0         | 0        | H.REYNOLDS 2B  | 3         | 0        | 0        | 0        |
| B-T.FRYMAN SS    | 0         | 0        | 0         | 0        | D.DESHIELDS DH | 3         | 1        | 1        | 1        |
| J.REED 2B        | 4         | 1        | 1         | 0        |                |           |          |          |          |
| <b>TOTALS</b>    | <b>36</b> | <b>2</b> | <b>10</b> | <b>2</b> | <b>TOTALS</b>  | <b>30</b> | <b>4</b> | <b>7</b> | <b>4</b> |

A-PINCH HIT FOR TRAMMELL IN 8TH INNING  
 B-SUBBED DEFENSIVELY (SS) FOR PENDLETON IN 8TH INNING  
 C-SUBBED DEFENSIVELY (RF) FOR CANSECO IN 9TH INNING

|               |   |   |   |   |   |   |   |   |   |   |   |    |   |
|---------------|---|---|---|---|---|---|---|---|---|---|---|----|---|
| DEALERS.....  | 0 | 0 | 0 | 1 | 1 | 0 | 0 | 0 | 0 | - | 2 | 10 | 0 |
| GENERALS..... | 0 | 0 | 0 | 3 | 1 | 0 | 0 | 0 | 0 | - | 4 | 7  | 0 |

| DEALERS            | IP       | H        | R        | ER       | BB       | SO       | HR       |
|--------------------|----------|----------|----------|----------|----------|----------|----------|
| A.BENES LOSS (0-1) | 4        | 5        | 4        | 4        | 2        | 2        | 2        |
| J.POOLE            | 3        | 1        | 0        | 0        | 0        | 4        | 0        |
| B.HARVEY           | 1        | 1        | 0        | 0        | 1        | 1        | 0        |
| <b>TOTALS</b>      | <b>8</b> | <b>7</b> | <b>4</b> | <b>4</b> | <b>3</b> | <b>7</b> | <b>2</b> |

| GENERALS         | IP       | H         | R        | ER       | BB       | SO        | HR       |
|------------------|----------|-----------|----------|----------|----------|-----------|----------|
| D.CONE WIN (1-0) | 9        | 10        | 2        | 2        | 3        | 13        | 0        |
| <b>TOTALS</b>    | <b>9</b> | <b>10</b> | <b>2</b> | <b>2</b> | <b>3</b> | <b>13</b> | <b>0</b> |

LEFT ON BASE- DEALERS: 10 GENERALS: 5  
 DOUBLE PLAYS- DEALERS: 1 GENERALS: 1

DOUBLES- K.GRIFFEY JR., R.PALMEIRO  
 TRIPLES- A.VAN SLYKE  
 HOME RUNS- J.OLERUD(1ST), D.DESHIELDS(1ST)  
 STOLEN BASES- R.HENDERSON(3RD), J.REED(1ST)  
 WALKS- R.HENDERSON-2, R.PALMEIRO, J.CANSECO, A.VAN SLYKE-2  
 STRIKE OUTS- R.HENDERSON-3, B.BARBERIE, K.GRIFFEY JR.-2, P.PLANTIER-3,  
 A.TRAMMELL, T.PENDLETON, J.REED-2, O.SMITH, M.SCIOSCIA,  
 B.BONDS-3, A.VAN SLYKE, D.DESHIELDS  
 GIDP- M.TETTLETON, J.OLERUD  
 BALKS- B.HARVEY

1992 LAKE TAHOE DEALERS AT 1992 WASHINGTON GENERALS

CHAMPIONSHIP GAME 4

| DEALERS          | AB        | R        | H        | RBI      | GENERALS         | AB        | R        | H        | RBI      |
|------------------|-----------|----------|----------|----------|------------------|-----------|----------|----------|----------|
| R.HENDERSON LF   | 4         | 0        | 1        | 0        | O.SMITH SS       | 4         | 0        | 1        | 0        |
| B.BARBERIE 3B    | 3         | 0        | 2        | 0        | M.SCIOSCIA C     | 4         | 1        | 1        | 0        |
| K.GRIFFEY JR. CF | 4         | 0        | 0        | 0        | B.BONDS LF       | 2         | 1        | 0        | 0        |
| P.PLANTIER DH    | 3         | 0        | 0        | 0        | J.CANSECO RF     | 3         | 0        | 1        | 0        |
| R.PALMEIRO 1B    | 4         | 0        | 1        | 0        | A.VAN SLYKE CF   | 2         | 0        | 0        | 1        |
| M.THOMPSON RF    | 4         | 1        | 2        | 0        | J.OLERUD 1B      | 4         | 0        | 3        | 1        |
| M.TETTLETON C    | 4         | 1        | 2        | 2        | C-R.SANDERS PR   | 0         | 1        | 0        | 0        |
| A.TRAMMELL SS    | 2         | 0        | 0        | 0        | G.SHEFFIELD 3B   | 1         | 0        | 0        | 0        |
| J.REED 2B        | 3         | 0        | 0        | 0        | A-E.BURKS PH     | 0         | 0        | 0        | 0        |
|                  |           |          |          |          | B-G.JEFFERIES 3B | 1         | 0        | 0        | 0        |
|                  |           |          |          |          | H.REYNOLDS 2B    | 3         | 0        | 1        | 1        |
|                  |           |          |          |          | D.DESHIELDS DH   | 3         | 0        | 0        | 0        |
| <b>TOTALS</b>    | <b>31</b> | <b>2</b> | <b>8</b> | <b>2</b> | <b>TOTALS</b>    | <b>27</b> | <b>3</b> | <b>7</b> | <b>3</b> |

A-PINCH HIT FOR SHEFFIELD IN 6TH INNING  
 B-SUBBED DEFENSIVELY (3B) FOR BURKS IN 7TH INNING  
 C-PINCH RAN FOR OLERUD IN 9TH INNING

|               |   |   |   |   |   |   |   |   |   |   |   |   |   |
|---------------|---|---|---|---|---|---|---|---|---|---|---|---|---|
| DEALERS.....  | 0 | 0 | 0 | 0 | 2 | 0 | 0 | 0 | 0 | - | 2 | 8 | 1 |
| GENERALS..... | 2 | 0 | 0 | 0 | 0 | 0 | 0 | 1 | 1 | - | 3 | 7 | 0 |

| DEALERS            | IP           | H        | R        | ER       | BB       | SO       | HR       |
|--------------------|--------------|----------|----------|----------|----------|----------|----------|
| J.GUZMAN           | 5 1/3        | 4        | 2        | 2        | 5        | 3        | 0        |
| J.POOLE LOSS (0-1) | 3            | 2        | 1        | 1        | 1        | 1        | 0        |
| B.HARVEY           | 0            | 1        | 0        | 0        | 0        | 0        | 0        |
| <b>TOTALS</b>      | <b>8 1/3</b> | <b>7</b> | <b>3</b> | <b>3</b> | <b>6</b> | <b>4</b> | <b>0</b> |

| GENERALS            | IP       | H        | R        | ER       | BB       | SO       | HR       |
|---------------------|----------|----------|----------|----------|----------|----------|----------|
| T.CANDIOTTI         | 7 1/3    | 7        | 2        | 2        | 2        | 6        | 1        |
| J.FASSERO WIN (1-0) | 1 2/3    | 1        | 0        | 0        | 0        | 1        | 0        |
| <b>TOTALS</b>       | <b>9</b> | <b>8</b> | <b>2</b> | <b>2</b> | <b>2</b> | <b>7</b> | <b>1</b> |

LEFT ON BASE- DEALERS: 5 GENERALS: 5  
 DOUBLE PLAYS- DEALERS: 2 GENERALS: 2

ERRORS- J.GUZMAN  
 DOUBLES- M.THOMPSON, M.TETTLETON  
 TRIPLES- B.BARBERIE  
 HOME RUNS- M.TETTLETON(1ST)  
 STOLEN BASES- R.HENDERSON(4TH), G.SHEFFIELD(1ST)  
 CAUGHT STEALING- R.PALMEIRO, O.SMITH, J.CANSECO  
 SACRIFICE FLIES- A.VAN SLYKE  
 WALKS- B.BARBERIE, P.PLANTIER, B.BONDS-2, J.CANSECO, A.VAN SLYKE,  
 E.BURKS, H.REYNOLDS  
 HIT BY PITCH- A.TRAMMELL, G.SHEFFIELD  
 STRIKE OUTS- R.HENDERSON, K.GRIFFEY JR., P.PLANTIER, M.THOMPSON-2,  
 M.TETTLETON, J.REED, M.SCIOSCIA, J.CANSECO-2, G.SHEFFIELD  
 GIDP- P.PLANTIER, J.OLERUD, H.REYNOLDS

1992 LAKE TAHOE DEALERS AT 1992 WASHINGTON GENERALS

CHAMPIONSHIP GAME 5

| DEALERS          | AB        | R        | H        | RBI      | GENERALS       | AB        | R        | H        | RBI      |
|------------------|-----------|----------|----------|----------|----------------|-----------|----------|----------|----------|
| R.HENDERSON LF   | 4         | 0        | 0        | 0        | O.SMITH SS     | 4         | 1        | 1        | 0        |
| C-A.CEDENO PH    | 1         | 0        | 0        | 0        | M.SCIOSCIA C   | 3         | 0        | 0        | 1        |
| B.BARBERIE 3B    | 4         | 0        | 0        | 0        | B.BONDS LF     | 3         | 1        | 0        | 0        |
| K.GRIFFEY JR. CF | 3         | 1        | 1        | 1        | J.CANSECO RF   | 3         | 1        | 1        | 2        |
| P.PLANTIER DH    | 4         | 1        | 1        | 1        | A.VAN SLYKE CF | 4         | 0        | 1        | 0        |
| R.PALMEIRO 1B    | 4         | 1        | 1        | 0        | J.OLERUD 1B    | 4         | 0        | 0        | 0        |
| M.THOMPSON RF    | 4         | 1        | 1        | 0        | G.SHEFFIELD 3B | 3         | 1        | 0        | 0        |
| M.TETTLETON C    | 3         | 0        | 0        | 0        | H.REYNOLDS 2B  | 4         | 0        | 0        | 0        |
| A.TRAMMELL SS    | 3         | 0        | 1        | 1        | D.DESHIELDS DH | 2         | 2        | 2        | 1        |
| A-G.PENA PH      | 1         | 0        | 1        | 0        |                |           |          |          |          |
| J.REED 2B        | 3         | 0        | 1        | 0        |                |           |          |          |          |
| B-D.JACKSON PH   | 1         | 0        | 0        | 0        |                |           |          |          |          |
| <b>TOTALS</b>    | <b>35</b> | <b>4</b> | <b>7</b> | <b>3</b> | <b>TOTALS</b>  | <b>30</b> | <b>6</b> | <b>5</b> | <b>4</b> |

A-PINCH HIT FOR TRAMMELL IN 9TH INNING  
 B-PINCH HIT FOR REED IN 9TH INNING  
 C-PINCH HIT FOR HENDERSON IN 9TH INNING

|               |   |   |   |   |   |   |   |   |   |   |   |   |   |
|---------------|---|---|---|---|---|---|---|---|---|---|---|---|---|
| DEALERS.....  | 0 | 1 | 2 | 0 | 0 | 1 | 0 | 0 | 0 | - | 4 | 7 | 1 |
| GENERALS..... | 1 | 0 | 2 | 2 | 0 | 1 | 0 | 0 | 0 | - | 6 | 5 | 1 |

| DEALERS           | IP       | H        | R        | ER       | BB       | SO       | HR       |
|-------------------|----------|----------|----------|----------|----------|----------|----------|
| N.RYAN LOSS (1-1) | 8        | 5        | 6        | 5        | 7        | 7        | 2        |
| <b>TOTALS</b>     | <b>8</b> | <b>5</b> | <b>6</b> | <b>5</b> | <b>7</b> | <b>7</b> | <b>2</b> |

| GENERALS             | IP       | H        | R        | ER       | BB       | SO       | HR       |
|----------------------|----------|----------|----------|----------|----------|----------|----------|
| D.MARTINEZ WIN (1-1) | 5 2/3    | 6        | 4        | 3        | 2        | 4        | 2        |
| J.FASSERO            | 3        | 1        | 0        | 0        | 0        | 2        | 0        |
| J.GOTT SAVE (1st)    | 0 1/3    | 0        | 0        | 0        | 0        | 1        | 0        |
| <b>TOTALS</b>        | <b>9</b> | <b>7</b> | <b>4</b> | <b>3</b> | <b>2</b> | <b>7</b> | <b>2</b> |

LEFT ON BASE- DEALERS: 6 GENERALS: 7  
 DOUBLE PLAYS- DEALERS: 0 GENERALS: 0

ERRORS- R.HENDERSON, G.SHEFFIELD  
 DOUBLES- R.PALMEIRO, A.TRAMMELL, J.REED  
 HOME RUNS- K.GRIFFEY JR.(1st), P.PLANTIER(2ND), J.CANSECO(1st), D.DESHIELDS(2ND)  
 STOLEN BASES- A.TRAMMELL(1st), O.SMITH(1st), D.DESHIELDS-4(4TH)  
 WALKS- K.GRIFFEY JR., M.TETTLETON, O.SMITH, M.SCIOSCIA, B.BONDS, J.CANSECO, G.SHEFFIELD, D.DESHIELDS-2  
 STRIKE OUTS- R.HENDERSON, A.CEDENO, B.BARBERIE, K.GRIFFEY JR., P.PLANTIER, R.PALMEIRO, M.THOMPSON, O.SMITH-2, M.SCIOSCIA, G.SHEFFIELD-2, H.REYNOLDS-2  
 PASSED BALLS- M.TETTLETON

1992 WASHINGTON GENERALS AT 1992 LAKE TAHOE DEALERS

CHAMPIONSHIP GAME 6

| GENERALS         | AB        | R        | H        | RBI      | DEALERS          | AB        | R        | H        | RBI      |
|------------------|-----------|----------|----------|----------|------------------|-----------|----------|----------|----------|
| O.SMITH SS       | 4         | 0        | 0        | 1        | R.HENDERSON LF   | 4         | 0        | 0        | 0        |
| M.SCIOSCIA C     | 3         | 0        | 1        | 0        | B.BARBERIE 3B    | 2         | 0        | 1        | 0        |
| A-E.BURKS PH     | 1         | 0        | 0        | 0        | K.GRIFFEY JR. CF | 2         | 1        | 0        | 0        |
| B-S.ALOMAR C     | 0         | 0        | 0        | 0        | P.PLANTIER DH    | 3         | 0        | 0        | 0        |
| C-J.BUHNER PH,RF | 1         | 0        | 0        | 0        | R.PALMEIRO 1B    | 4         | 0        | 2        | 1        |
| B.BONDS LF       | 4         | 1        | 1        | 1        | M.THOMPSON RF    | 3         | 0        | 0        | 0        |
| J.CANSECO RF     | 4         | 0        | 0        | 0        | E-I.CALDERON PH  | 1         | 0        | 0        | 0        |
| D-T.STEINBACH C  | 0         | 0        | 0        | 0        | M.TETTLETON C    | 4         | 0        | 1        | 0        |
| A.VAN SLYKE CF   | 4         | 0        | 1        | 0        | A.TRAMMELL SS    | 3         | 0        | 1        | 0        |
| J.OLERUD 1B      | 4         | 1        | 1        | 0        | J.REED 2B        | 3         | 0        | 0        | 0        |
| G.JEPPERIES 3B   | 3         | 0        | 0        | 0        |                  |           |          |          |          |
| H.REYNOLDS 2B    | 4         | 0        | 2        | 0        |                  |           |          |          |          |
| D.DESHIELDS DH   | 1         | 0        | 0        | 0        |                  |           |          |          |          |
| <b>TOTALS</b>    | <b>33</b> | <b>2</b> | <b>6</b> | <b>2</b> | <b>TOTALS</b>    | <b>29</b> | <b>1</b> | <b>5</b> | <b>1</b> |

A-PINCH HIT FOR SCIOSCIA IN 7TH INNING  
 B-SUBBED DEFENSIVELY (C) FOR BURKS IN 7TH INNING  
 C-PINCH HIT FOR ALOMAR IN 9TH INNING  
 D-SUBBED DEFENSIVELY (C) FOR CANSECO IN 9TH INNING  
 E-PINCH HIT FOR THOMPSON IN 9TH INNING

|               |   |   |   |   |   |   |   |   |   |   |   |   |
|---------------|---|---|---|---|---|---|---|---|---|---|---|---|
| GENERALS..... | 1 | 1 | 0 | 0 | 0 | 0 | 0 | 0 | - | 2 | 6 | 0 |
| DEALERS.....  | 0 | 0 | 0 | 0 | 0 | 0 | 1 | 1 | - | 1 | 5 | 0 |

| GENERALS             | IP       | H        | R        | ER       | BB       | SO       | HR       |
|----------------------|----------|----------|----------|----------|----------|----------|----------|
| D.CONE WIN (2-0)     | 8 1/3    | 4        | 1        | 1        | 4        | 6        | 0        |
| J.FASSERO SAVE (1st) | 0 2/3    | 1        | 0        | 0        | 1        | 2        | 0        |
| <b>TOTALS</b>        | <b>9</b> | <b>5</b> | <b>1</b> | <b>1</b> | <b>5</b> | <b>8</b> | <b>0</b> |

| DEALERS               | IP       | H        | R        | ER       | BB       | SO        | HR       |
|-----------------------|----------|----------|----------|----------|----------|-----------|----------|
| P.HARNISCH LOSS (1-1) | 4        | 4        | 2        | 2        | 4        | 2         | 1        |
| J.POOLE               | 3        | 1        | 0        | 0        | 0        | 4         | 0        |
| B.HARVEY              | 1 1/3    | 1        | 0        | 0        | 1        | 3         | 0        |
| D.HENRY               | 0 2/3    | 0        | 0        | 0        | 0        | 2         | 0        |
| <b>TOTALS</b>         | <b>9</b> | <b>6</b> | <b>2</b> | <b>2</b> | <b>5</b> | <b>11</b> | <b>1</b> |

LEFT ON BASE- GENERALS: 9 DEALERS: 6  
 DOUBLE PLAYS- GENERALS: 1 DEALERS: 0

TRIPLES- H.REYNOLDS  
 HOME RUNS- B.BONDS(1st)  
 STOLEN BASES- D.DESHIELDS(5TH)  
 CAUGHT STEALING- R.PALMEIRO  
 WALKS- O.SMITH, G.JEPPERIES, D.DESHIELDS-3, B.BARBERIE-2, K.GRIFFEY JR.-2, P.PLANTIER  
 STRIKE OUTS- O.SMITH, J.BUHNER, B.BONDS, J.CANSECO-2, A.VAN SLYKE-2, J.OLERUD-2, G.JEPPERIES, H.REYNOLDS, R.HENDERSON, B.BARBERIE, K.GRIFFEY JR., P.PLANTIER-2, I.CALDERON, M.TETTLETON, J.REED  
 WILD PITCHES- D.CONE

Primary Player Statistics For 1992 LAKE TAHOE DEALERS After 6 Games

| NAME           | BAVG  | GM | AB  | R  | H  | 2B | 3B | HR | RBI | BB | SO | HB | SH | DP | SB | CS | E |
|----------------|-------|----|-----|----|----|----|----|----|-----|----|----|----|----|----|----|----|---|
| G. PENA        | 1.000 | 1  | 1   | 0  | 1  | 0  | 0  | 0  | 0   | 0  | 0  | 0  | 0  | 0  | 0  | 0  | 0 |
| B. BARBERIE    | .429  | 6  | 21  | 1  | 9  | 1  | 1  | 0  | 0   | 4  | 4  | 0  | 0  | 0  | 0  | 0  | 0 |
| M. TETTERTON   | .364  | 6  | 22  | 1  | 8  | 1  | 0  | 1  | 2   | 1  | 5  | 0  | 0  | 1  | 0  | 0  | 0 |
| R. PALMEIRO    | .318  | 6  | 22  | 3  | 7  | 3  | 0  | 0  | 3   | 1  | 3  | 0  | 0  | 0  | 0  | 2  | 0 |
| K. GRIFFEY JR. | .238  | 6  | 21  | 4  | 5  | 1  | 0  | 1  | 3   | 4  | 5  | 0  | 0  | 1  | 0  | 0  | 0 |
| M. THOMPSON    | .227  | 6  | 22  | 2  | 5  | 1  | 0  | 0  | 2   | 0  | 5  | 0  | 0  | 0  | 0  | 0  | 0 |
| P. PLANTIER    | .190  | 6  | 21  | 2  | 4  | 0  | 0  | 2  | 2   | 3  | 7  | 0  | 0  | 2  | 0  | 0  | 0 |
| J. REED        | .150  | 6  | 20  | 1  | 3  | 1  | 0  | 0  | 0   | 0  | 6  | 0  | 0  | 0  | 1  | 0  | 1 |
| R. HENDERSON   | .136  | 6  | 22  | 1  | 3  | 0  | 0  | 0  | 0   | 3  | 9  | 0  | 0  | 0  | 4  | 0  | 1 |
| A. TRAMMELL    | .118  | 6  | 17  | 0  | 2  | 1  | 0  | 0  | 2   | 0  | 3  | 1  | 1  | 0  | 1  | 0  | 0 |
| I. CALDERON    | .000  | 1  | 1   | 0  | 0  | 0  | 0  | 0  | 0   | 0  | 1  | 0  | 0  | 0  | 0  | 0  | 0 |
| A. CEDENO      | .000  | 1  | 1   | 0  | 0  | 0  | 0  | 0  | 0   | 0  | 1  | 0  | 0  | 0  | 0  | 0  | 0 |
| T. PENDLETON   | .000  | 1  | 1   | 0  | 0  | 0  | 0  | 0  | 0   | 0  | 1  | 0  | 0  | 0  | 0  | 0  | 0 |
| D. JACKSON     | .000  | 2  | 1   | 0  | 0  | 0  | 0  | 0  | 0   | 0  | 0  | 0  | 0  | 0  | 0  | 0  | 0 |
| D. WINFIELD    | ----  | 0  | 0   | 0  | 0  | 0  | 0  | 0  | 0   | 0  | 0  | 0  | 0  | 0  | 0  | 0  | 0 |
| T. FRYMAN      | ----  | 3  | 0   | 0  | 0  | 0  | 0  | 0  | 0   | 0  | 0  | 0  | 0  | 0  | 0  | 0  | 0 |
| ALL PITCHERS   | ----  | 6  | 0   | 0  | 0  | 0  | 0  | 0  | 0   | 0  | 0  | 0  | 0  | 0  | 0  | 0  | 1 |
| TEAM TOTALS    | .244  |    | 193 |    | 47 |    | 1  |    | 14  |    | 50 |    | 1  |    | 4  |    | 3 |
|                |       | 6  |     | 15 |    | 9  |    | 4  |     | 16 |    | 1  |    | 4  |    | 2  |   |

| NAME             | ERA  | W | L | PCT  | G | GS | CG | SH | SV | IP   | H | R  | ER | HR | BB | SO |
|------------------|------|---|---|------|---|----|----|----|----|------|---|----|----|----|----|----|
| B. HARVEY        | 0.00 | 0 | 0 | ---- | 3 | 0  | 0  | 0  | 0  | 2.1  | 3 | 0  | 0  | 0  | 2  | 4  |
| D. HENRY         | 0.00 | 0 | 0 | ---- | 2 | 0  | 0  | 0  | 1  | 2.1  | 1 | 0  | 0  | 0  | 1  | 3  |
| J. POOLE         | 0.82 | 0 | 1 | .000 | 4 | 0  | 0  | 0  | 0  | 11.0 | 4 | 1  | 1  | 0  | 2  | 11 |
| N. RYAN          | 2.65 | 1 | 1 | .500 | 2 | 2  | 2  | 1  | 0  | 17.0 | 8 | 6  | 5  | 2  | 14 | 17 |
| P. HARNISCH      | 2.89 | 1 | 1 | .500 | 2 | 2  | 0  | 0  | 0  | 9.1  | 8 | 3  | 3  | 2  | 5  | 5  |
| J. GUZMAN        | 3.38 | 0 | 0 | ---- | 1 | 1  | 0  | 0  | 0  | 5.1  | 4 | 2  | 2  | 0  | 5  | 3  |
| A. BENES         | 9.00 | 0 | 1 | .000 | 1 | 1  | 0  | 0  | 0  | 4.0  | 5 | 4  | 4  | 2  | 2  | 2  |
| M. EICHHORN      | ---- | 0 | 0 | ---- | 0 | 0  | 0  | 0  | 0  | 0.0  | 0 | 0  | 0  | 0  | 0  | 0  |
| ALL NON-PITCHERS | ---- | 0 | 0 | ---- | 0 | 0  | 0  | 0  | 0  | 0.0  | 0 | 0  | 0  | 0  | 0  | 0  |
| Team             |      |   |   |      |   |    |    |    | 0  |      |   |    | +0 |    |    |    |
| TEAM TOTALS      | 2.63 |   | 4 |      | 6 |    | 2  |    | 1  | 51.1 |   | 33 |    | 15 |    | 31 |
|                  |      | 2 |   | .333 |   | 6  |    | 1  |    |      |   | 16 |    | 6  |    | 45 |

Primary Player Statistics For 1992 WASHINGTON GENERALS After 6 Games

| NAME         | BAVG | GM | AB  | R  | H  | 2B | 3B | HR | RBI | BB | SO | HB | SH | DP | SB | CS | E |
|--------------|------|----|-----|----|----|----|----|----|-----|----|----|----|----|----|----|----|---|
| J. OLERUD    | .304 | 6  | 23  | 2  | 7  | 1  | 0  | 1  | 3   | 1  | 3  | 0  | 0  | 2  | 1  | 0  | 0 |
| M. SCIOSCIA  | .261 | 6  | 23  | 1  | 6  | 0  | 0  | 0  | 1   | 1  | 6  | 0  | 0  | 0  | 0  | 0  | 0 |
| H. REYNOLDS  | .211 | 6  | 19  | 0  | 4  | 0  | 1  | 0  | 1   | 3  | 5  | 0  | 0  | 1  | 1  | 1  | 0 |
| D. DESHIELDS | .200 | 6  | 15  | 3  | 3  | 0  | 0  | 2  | 2   | 6  | 5  | 0  | 0  | 0  | 5  | 0  | 0 |
| A. VAN SLYKE | .167 | 6  | 18  | 1  | 3  | 0  | 1  | 0  | 2   | 5  | 4  | 0  | 0  | 0  | 0  | 0  | 0 |
| O. SMITH     | .160 | 6  | 25  | 1  | 4  | 1  | 0  | 0  | 1   | 2  | 6  | 0  | 0  | 0  | 1  | 1  | 0 |
| J. CANSECO   | .158 | 6  | 19  | 2  | 3  | 0  | 0  | 1  | 2   | 5  | 5  | 0  | 0  | 0  | 1  | 1  | 0 |
| B. BONDS     | .105 | 6  | 19  | 3  | 2  | 1  | 0  | 1  | 1   | 5  | 5  | 0  | 0  | 0  | 1  | 0  | 0 |
| G. JEFFERIES | .067 | 5  | 15  | 1  | 1  | 0  | 0  | 1  | 1   | 1  | 2  | 0  | 0  | 0  | 0  | 0  | 0 |
| J. BUHNER    | .000 | 2  | 1   | 0  | 0  | 0  | 0  | 0  | 0   | 0  | 1  | 0  | 0  | 0  | 0  | 0  | 0 |
| G. SHEFFIELD | .000 | 2  | 4   | 1  | 0  | 0  | 0  | 0  | 0   | 1  | 3  | 1  | 0  | 0  | 1  | 0  | 1 |
| E. BURKS     | .000 | 2  | 1   | 0  | 0  | 0  | 0  | 0  | 0   | 1  | 0  | 0  | 0  | 0  | 0  | 0  | 0 |
| R. SANDERS   | ---- | 1  | 0   | 1  | 0  | 0  | 0  | 0  | 0   | 0  | 0  | 0  | 0  | 0  | 0  | 0  | 0 |
| M. LEONARD   | ---- | 0  | 0   | 0  | 0  | 0  | 0  | 0  | 0   | 0  | 0  | 0  | 0  | 0  | 0  | 0  | 0 |
| T. STEINBACH | ---- | 1  | 0   | 0  | 0  | 0  | 0  | 0  | 0   | 0  | 0  | 0  | 0  | 0  | 0  | 0  | 0 |
| B. WILLIAMS  | ---- | 0  | 0   | 0  | 0  | 0  | 0  | 0  | 0   | 0  | 0  | 0  | 0  | 0  | 0  | 0  | 0 |
| S. ALOMAR    | ---- | 1  | 0   | 0  | 0  | 0  | 0  | 0  | 0   | 0  | 0  | 0  | 0  | 0  | 0  | 0  | 0 |
| ALL PITCHERS | ---- | 6  | 0   | 0  | 0  | 0  | 0  | 0  | 0   | 0  | 0  | 0  | 0  | 0  | 0  | 0  | 0 |
| TEAM TOTALS  | .181 |    | 182 |    | 33 |    | 2  |    | 14  |    | 45 |    | 0  |    | 3  |    | 1 |
|              |      | 6  |     | 16 |    | 3  |    | 6  |     | 31 |    | 1  |    | 3  |    | 3  |   |

| NAME             | ERA  | W | L | PCT   | G | GS | CG | SH | SV | IP   | H  | R  | ER | HR | BB | SO |
|------------------|------|---|---|-------|---|----|----|----|----|------|----|----|----|----|----|----|
| J. FASSERO       | 0.00 | 1 | 0 | 1.000 | 4 | 0  | 0  | 0  | 1  | 6.0  | 3  | 0  | 0  | 0  | 1  | 5  |
| J. GOTT          | 0.00 | 0 | 0 | ----  | 1 | 0  | 0  | 0  | 1  | 0.1  | 0  | 0  | 0  | 0  | 0  | 1  |
| D. CONE          | 1.56 | 2 | 0 | 1.000 | 2 | 2  | 1  | 0  | 0  | 17.1 | 14 | 3  | 3  | 0  | 7  | 19 |
| T. CANDIOTTI     | 2.35 | 0 | 1 | .000  | 2 | 2  | 1  | 0  | 0  | 15.1 | 13 | 4  | 4  | 2  | 4  | 14 |
| D. MARTINEZ      | 4.85 | 1 | 1 | .500  | 2 | 2  | 0  | 0  | 0  | 13.0 | 17 | 8  | 7  | 2  | 4  | 11 |
| B. WELCH         | ---- | 0 | 0 | ----  | 0 | 0  | 0  | 0  | 0  | 0.0  | 0  | 0  | 0  | 0  | 0  | 0  |
| M. FETTERS       | ---- | 0 | 0 | ----  | 0 | 0  | 0  | 0  | 0  | 0.0  | 0  | 0  | 0  | 0  | 0  | 0  |
| S. BANKHEAD      | ---- | 0 | 0 | ----  | 0 | 0  | 0  | 0  | 0  | 0.0  | 0  | 0  | 0  | 0  | 0  | 0  |
| ALL NON-PITCHERS | ---- | 0 | 0 | ----  | 0 | 0  | 0  | 0  | 0  | 0.0  | 0  | 0  | 0  | 0  | 0  | 0  |
| Team             |      |   |   |       |   |    |    |    | 0  |      |    |    | +0 |    |    |    |
| TEAM TOTALS      | 2.42 |   | 2 |       | 6 |    | 2  |    | 2  | 52.0 |    | 47 |    | 14 |    | 16 |
|                  |      | 4 |   | .667  |   | 6  |    | 0  |    |      |    | 15 |    | 4  |    | 50 |

1992 Salt Lake Strato League All-Star Team

|                      | FIRST TEAM          | SECOND TEAM         |
|----------------------|---------------------|---------------------|
| CATCHER              | MIKE SCIOSCIA, WA   | CRAIG BIGGIO, GI    |
| FIRSTBASE            | CECIL FIELDER, GI   | WILL CLARK, AZ      |
| SECONDBASE           | RYNE SANDBERG, EV   | JULIO FRANCO, CA    |
| THIRDBASE            | HOWARD JOHNSON, AZ  | CHRIS SABO, EV      |
| SHORTSTOP            | CAL RIPKEN, IA      | OZZIE SMITH, WA     |
| OUTFIELD             | JOSE CANSECO, WA    | LENNY DYKSTRA, MA   |
|                      | KEN GRIFFEY, LT     | TONY GWYNN, AZ      |
|                      | BARRY BONDS, WA     | REUBEN SIERRA, MA   |
| DESIGNATED<br>HITTER | DANNY TARTABULL, JH | ALBERT BELLE, EV    |
| STARTERS             | NOLAN RYAN, LT      | TOM CANDIOTTI, WA   |
|                      | ROGER CLEMENS, IA   | DENNIS MARTINEZ, WA |
|                      | TIM BELCHER, AZ     | JACK MCDOWELL, IA   |
|                      | BILL WEGMAN, CA     | MIKE MORGAN, GI     |
| BULLPEN              | TOM HENKE, NY       | BILL SWIFT, AZ      |
|                      | BRYAN HARVEY, LT    | RICK AGUILERA, IA   |

MOST VALUABLE PLAYER- JOSE CANSECO, WASHINGTON  
PITCHER OF THE YEAR- NOLAN RYAN, LAKE TAHOE  
ROOKIE OF THE YEAR- CHITO MARTINEZ, IOWA  
MANAGER OF THE YEAR- JAY BLAIN, EVANSTON

|                   |   |   |   |       |
|-------------------|---|---|---|-------|
| CATCHER           | 1 | 2 | 3 | TOTAL |
| SCIOSCIA, MIKE    | 6 | 1 | 3 | 36    |
| BIGGIO, CRAIG     | 3 | 1 | 5 | 23    |
| TETTLETON, MICKEY | 2 | 4 | 1 | 23    |
| MACFARLANE, MIKE  | 1 | 3 | 1 | 15    |
| NOKES, MATT       | 0 | 1 | 2 | 5     |
| SLAUGHT, DON      | 0 | 1 | 1 | 4     |
| FISK, CARLTON     | 0 | 1 | 0 | 3     |

|                  |   |   |   |       |
|------------------|---|---|---|-------|
| FIRSTBASE        | 1 | 2 | 3 | TOTAL |
| FIELDER, CECIL   | 4 | 4 | 2 | 34    |
| CLARK, WILL      | 4 | 1 | 4 | 27    |
| MCGRIFF, FRED    | 1 | 6 | 2 | 25    |
| MARTINEZ, CHITO  | 2 | 0 | 1 | 11    |
| PALMEIRO, RAFAEL | 1 | 0 | 2 | 7     |
| JOYNER, WALLY    | 0 | 1 | 0 | 3     |
| KRUK, JOHN       | 0 | 0 | 1 | 1     |

|                 |   |   |   |       |
|-----------------|---|---|---|-------|
| SECONDBASE      | 1 | 2 | 3 | TOTAL |
| SANDBERG, RYNE  | 5 | 3 | 2 | 36    |
| FRANCO, JULIO   | 3 | 2 | 2 | 23    |
| ALOMAR, ROBERTO | 2 | 3 | 3 | 22    |
| WHITAKER, LOU   | 2 | 3 | 2 | 21    |
| MILLER, KEITH   | 0 | 1 | 4 | 7     |

|                  |   |   |   |       |
|------------------|---|---|---|-------|
| THIRDBASE        | 1 | 2 | 3 | TOTAL |
| JOHNSON, HOWARD  | 8 | 2 | 1 | 47    |
| SABO, CHRIS      | 1 | 6 | 3 | 26    |
| WILLIAMS, MATT   | 2 | 4 | 3 | 25    |
| BOGGS, WADE      | 1 | 0 | 0 | 5     |
| PENDLETON, TERRY | 0 | 0 | 3 | 3     |
| VENTURA, ROBIN   | 0 | 0 | 1 | 1     |
| BUECHELE, STEVE  | 0 | 0 | 1 | 1     |

|                 |    |   |   |       |
|-----------------|----|---|---|-------|
| SHORTSTOP       | 1  | 2 | 3 | TOTAL |
| RIPKEN, CAL     | 11 | 1 | 0 | 58    |
| SMITH, OZZIE    | 1  | 7 | 0 | 26    |
| BELL, JAY       | 0  | 3 | 7 | 16    |
| LARKIN, BARRY   | 0  | 1 | 4 | 7     |
| DUNSTON, SHAWON | 0  | 0 | 1 | 1     |

|                    |    |    |    |   |   |   |   |       |
|--------------------|----|----|----|---|---|---|---|-------|
| OUTFIELD           | 1  | 2  | 3  | 4 | 5 | 6 | 7 | TOTAL |
| CANSECO, JOSE      | 11 | 1  | 0  | 0 | 0 | 0 | 0 | 118   |
| GRIFFEY, KEN       | 0  | 11 | 1  | 0 | 0 | 0 | 0 | 94    |
| BONDS, BARRY       | 1  | 0  | 10 | 1 | 0 | 0 | 0 | 74    |
| DYKSTRA, LENNY     | 0  | 0  | 0  | 3 | 2 | 1 | 2 | 22    |
| GWYNN, TONY        | 0  | 0  | 0  | 3 | 0 | 2 | 1 | 17    |
| SIERRA, REUBEN     | 0  | 0  | 0  | 0 | 2 | 2 | 2 | 12    |
| STRAWBERRY, DARRYL | 0  | 0  | 0  | 1 | 0 | 2 | 3 | 11    |
| WALKER, LARRY      | 0  | 0  | 0  | 0 | 2 | 1 | 1 | 9     |
| BUTLER, BRETT      | 0  | 0  | 0  | 1 | 1 | 0 | 1 | 8     |
| VAN SLYKE, ANDY    | 0  | 0  | 0  | 1 | 1 | 0 | 0 | 7     |
| JOSE, FELIX        | 0  | 0  | 1  | 0 | 0 | 0 | 0 | 6     |
| HENDERSON, RICKEY  | 0  | 0  | 0  | 0 | 2 | 0 | 0 | 6     |
| THOMPSON, MILT     | 0  | 0  | 0  | 1 | 0 | 0 | 0 | 4     |
| DAWSON, ANDRE      | 0  | 0  | 0  | 0 | 0 | 1 | 1 | 3     |
| COLE, ALEX         | 0  | 0  | 0  | 0 | 1 | 0 | 0 | 3     |
| BONILLA, BOBBY     | 0  | 0  | 0  | 0 | 0 | 1 | 0 | 2     |

|                   |   |   |   |       |
|-------------------|---|---|---|-------|
| DESIGNATED HITTER | 1 | 2 | 3 | TOTAL |
| TARTABULL, DANNY  | 7 | 4 | 1 | 48    |
| BELLE, ALBERT     | 3 | 4 | 4 | 31    |
| MITCHELL, KEVIN   | 2 | 1 | 3 | 16    |
| THOMAS, FRANK     | 0 | 3 | 4 | 13    |

|                    |    |   |   |       |
|--------------------|----|---|---|-------|
| ROOKIE OF THE YEAR | 1  | 2 | 3 | TOTAL |
| MARTINEZ, CHITO    | 12 | 0 | 0 | 60    |
| GUZMAN, JUAN       | 0  | 9 | 2 | 29    |
| VILLANUEVA, HECTOR | 0  | 3 | 2 | 11    |
| GREBECK, CRAIG     | 0  | 0 | 4 | 4     |
| MISSINA, MIKE      | 0  | 0 | 2 | 2     |
| CASTILLO, FRANK    | 0  | 0 | 2 | 2     |

|                      |   |   |   |   |   |   |       |
|----------------------|---|---|---|---|---|---|-------|
| MOST VALUABLE PLAYER | 1 | 2 | 3 | 4 | 5 | 6 | TOTAL |
| CANSECO, JOSE        | 9 | 2 | 1 | 0 | 0 | 0 | 112   |
| GRIFFEY, KEN         | 0 | 4 | 4 | 1 | 1 | 0 | 62    |
| RIPKEN, CAL          | 0 | 3 | 2 | 3 | 3 | 0 | 54    |
| RYAN, NOLAN          | 1 | 1 | 0 | 1 | 1 | 0 | 24    |
| BELLE, ALBERT        | 1 | 0 | 1 | 0 | 2 | 1 | 21    |
| TARTABULL, DANNY     | 0 | 1 | 1 | 1 | 1 | 0 | 20    |
| FIELDER, CECIL       | 0 | 1 | 0 | 1 | 2 | 1 | 17    |
| CLEMENS, ROGER       | 0 | 0 | 2 | 1 | 0 | 0 | 16    |
| BONDS, BARRY         | 1 | 0 | 0 | 1 | 0 | 2 | 16    |
| CLARK, WILL          | 0 | 0 | 0 | 1 | 1 | 2 | 8     |
| MARTINEZ, CHITO      | 0 | 0 | 1 | 0 | 0 | 0 | 6     |
| SANDBERG, RYNE       | 0 | 0 | 0 | 1 | 0 | 0 | 4     |
| THOMAS, FRANK        | 0 | 0 | 0 | 1 | 0 | 0 | 4     |
| JOHNSON, HOWARD      | 0 | 0 | 0 | 0 | 1 | 1 | 3     |
| HENKE, TOM           | 0 | 0 | 0 | 0 | 0 | 1 | 1     |
| BELL, JAY            | 0 | 0 | 0 | 0 | 0 | 1 | 1     |
| SABO, CHRIS          | 0 | 0 | 0 | 0 | 0 | 1 | 1     |
| MITCHELL, KEVIN      | 0 | 0 | 0 | 0 | 0 | 1 | 1     |
| SMITH, OZZIE         | 0 | 0 | 0 | 0 | 0 | 1 | 1     |

|                   |   |   |   |   |   |   |   |       |
|-------------------|---|---|---|---|---|---|---|-------|
| STARTING PITCHERS | 1 | 2 | 3 | 4 | 5 | 6 | 7 | TOTAL |
| RYAN, NOLAN       | 9 | 3 | 0 | 0 | 0 | 0 | 0 | 114   |
| CLEMENS, ROGER    | 3 | 8 | 0 | 0 | 1 | 0 | 0 | 97    |
| BELCHER, TIM      | 0 | 0 | 5 | 2 | 2 | 1 | 1 | 47    |
| WEGMAN, BILL      | 0 | 1 | 3 | 1 | 3 | 1 | 0 | 41    |
| CANDIOTTI, TOM    | 0 | 0 | 2 | 3 | 2 | 2 | 0 | 34    |
| MARTINEZ, DENNIS  | 0 | 0 | 0 | 0 | 2 | 2 | 3 | 13    |
| MCDOWELL, JACK    | 0 | 0 | 1 | 1 | 0 | 0 | 3 | 13    |
| MORGAN, MIKE      | 0 | 0 | 0 | 1 | 2 | 0 | 2 | 12    |
| CONE, DAVID       | 0 | 0 | 0 | 1 | 0 | 3 | 1 | 11    |
| HARNISH, PETE     | 0 | 0 | 0 | 1 | 0 | 2 | 2 | 10    |
| RIJO, JOSE        | 0 | 0 | 1 | 0 | 0 | 0 | 0 | 6     |
| MADDUX, GREG      | 0 | 0 | 0 | 1 | 0 | 1 | 0 | 6     |
| TAPANI, KEVIN     | 0 | 0 | 1 | 0 | 0 | 0 | 0 | 6     |
| BENES, ANDY       | 0 | 0 | 0 | 1 | 0 | 0 | 0 | 4     |



| RELIEVERS         | 1 | 2 | 3 | 4 | 5 | TOTAL |
|-------------------|---|---|---|---|---|-------|
| HENKE, TOM        | 7 | 3 | 1 | 0 | 0 | 100   |
| HARVEY, BRYAN     | 1 | 4 | 4 | 1 | 0 | 70    |
| SWIFT, BILL       | 1 | 2 | 2 | 2 | 2 | 50    |
| AGUILERA, RICK    | 0 | 0 | 3 | 6 | 1 | 44    |
| EICHHORN, MARK    | 2 | 1 | 0 | 0 | 2 | 32    |
| INNIS, JEFF       | 0 | 2 | 0 | 1 | 0 | 20    |
| BELINDA, STAN     | 1 | 0 | 0 | 2 | 0 | 18    |
| WARD, DUANE       | 0 | 0 | 1 | 0 | 2 | 10    |
| ECKERSLEY, DENNIS | 0 | 0 | 1 | 0 | 0 | 6     |
| MONTGOMERY, JEFF  | 0 | 0 | 0 | 0 | 2 | 4     |
| BERENGUER, JUAN   | 0 | 0 | 0 | 0 | 2 | 4     |
| STANTON, MIKE     | 0 | 0 | 0 | 0 | 1 | 2     |

| PITCHER OF THE YEAR | 1  | 2 | 3 | 4 | 5 | 6 | TOTAL |
|---------------------|----|---|---|---|---|---|-------|
| RYAN, NOLAN         | 10 | 2 | 0 | 0 | 0 | 0 | 116   |
| CLEMENS, ROGER      | 2  | 9 | 1 | 0 | 0 | 0 | 98    |
| HENKE, TOM          | 0  | 1 | 4 | 0 | 2 | 0 | 36    |
| BELCHER, TIM        | 0  | 0 | 0 | 6 | 0 | 0 | 24    |
| CANDIOTTI, TOM      | 0  | 0 | 1 | 2 | 1 | 0 | 16    |
| WEGMAN, BILL        | 0  | 0 | 1 | 1 | 1 | 3 | 15    |
| EICHHORN, MARK      | 0  | 0 | 2 | 0 | 0 | 0 | 12    |
| SWIFT, BILL         | 0  | 0 | 1 | 1 | 0 | 1 | 11    |
| HARVEY, BRYAN       | 0  | 0 | 0 | 0 | 1 | 4 | 6     |
| BELINDA, STAN       | 0  | 0 | 1 | 0 | 0 | 0 | 6     |
| MORGAN, MIKE        | 0  | 0 | 0 | 0 | 2 | 1 | 5     |
| RIJO, JOSE          | 0  | 0 | 0 | 1 | 0 | 0 | 4     |
| BENES, ANDY         | 0  | 0 | 0 | 0 | 1 | 0 | 2     |
| HARNISH, PETE       | 0  | 0 | 0 | 0 | 1 | 0 | 2     |
| TAPANI, KEVIN       | 0  | 0 | 0 | 0 | 1 | 0 | 2     |
| MADDUX, GREG        | 0  | 0 | 0 | 0 | 0 | 1 | 1     |

1992 ALL STAR GAME

|                     | AB        | R        | H        | RBI      |                     | AB        | R        | H         | RBI      |
|---------------------|-----------|----------|----------|----------|---------------------|-----------|----------|-----------|----------|
| ALL-STARS           |           |          |          |          | ALL-STARS           |           |          |           |          |
| O.SMITH SS          | 3         | 0        | 0        | 0        | M.THOMPSON RF       | 2         | 1        | 1         | 0        |
| Q-S.DUNSTON PH,SS   | 1         | 0        | 0        | 0        | B-B.BUTLER PH,RF,CF | 3         | 0        | 0         | 0        |
| A.VAN SLYKE CF      | 3         | 0        | 1        | 0        | R.SANDBERG 2B       | 3         | 1        | 1         | 0        |
| R-L.DYKSTRA PH,CF   | 0         | 0        | 0        | 0        | F-R.ALOMAR 2B       | 1         | 1        | 1         | 0        |
| B.BONDS LF          | 4         | 0        | 2        | 0        | K.GRIFFEY JR. CF    | 2         | 1        | 0         | 0        |
| F.McGRIFF 1B        | 3         | 0        | 0        | 0        | O-D.TARTABULL PH,RF | 1         | 1        | 1         | 2        |
| M-C.SABO 3B         | 1         | 0        | 0        | 0        | A.BELLE DH          | 3         | 2        | 3         | 5        |
| J.CANSECO DH        | 3         | 0        | 0        | 0        | P-C.FIELDER PH,DH   | 1         | 0        | 0         | 0        |
| H.JOHNSON 3B        | 0         | 0        | 0        | 0        | M.TETTLETON C       | 3         | 1        | 1         | 0        |
| J-W.CLARK PH,1B     | 1         | 0        | 0        | 0        | G-M.MACFARLANE C    | 1         | 0        | 0         | 0        |
| A.DAWSON RF         | 2         | 0        | 0        | 0        | C.MARTINEZ 1B       | 3         | 1        | 2         | 0        |
| K-R.HENDERSON PH,RF | 2         | 0        | 0        | 0        | H-R.PALMEIRO 1B     | 1         | 0        | 0         | 0        |
| M.NOKES C           | 1         | 0        | 0        | 0        | C.RIPKEN SS         | 1         | 0        | 0         | 1        |
| C-F.JOSE PH         | 1         | 0        | 0        | 0        | I-B.LARKIN SS       | 1         | 0        | 1         | 0        |
| D-M.SCIOSCIA C      | 1         | 0        | 0        | 0        | D.JUSTICE LF        | 2         | 0        | 1         | 1        |
| S-D.EVANS PH        | 1         | 0        | 0        | 0        | A-S.MACK LF         | 2         | 0        | 1         | 0        |
| D.DeSHIELDS 2B      | 2         | 0        | 0        | 0        | T.PENDLETON 3B      | 2         | 0        | 0         | 0        |
| L-K.MITCHELL PH     | 1         | 0        | 0        | 0        | E-M.WILLIAMS PH,3B  | 2         | 0        | 0         | 0        |
| N-K.MILLER 2B       | 0         | 0        | 0        | 0        |                     |           |          |           |          |
| <b>Totals</b>       | <b>30</b> | <b>0</b> | <b>3</b> | <b>0</b> | <b>Totals</b>       | <b>34</b> | <b>9</b> | <b>13</b> | <b>9</b> |

ALL-STARS..... 0 0 0 0 0 0 0 0 0 - 0 3 0  
 ALL-STARS..... 5 1 0 0 1 0 2 0 - 9 13 0

| ALL-STARS         | IP       | H         | R        | ER       | BB       | SO       | HR       |
|-------------------|----------|-----------|----------|----------|----------|----------|----------|
| D.CONE LOSS (0-1) | 0 2/3    | 5         | 5        | 5        | 1        | 0        | 1        |
| J.RIJO            | 1 2/3    | 3         | 1        | 1        | 1        | 2        | 0        |
| T.HENKE           | 1 2/3    | 0         | 0        | 0        | 0        | 2        | 0        |
| D.MARTINEZ        | 2        | 2         | 1        | 1        | 0        | 1        | 1        |
| R.DIBBLE          | 0        | 2         | 2        | 2        | 0        | 0        | 1        |
| B.SWIFT           | 1        | 0         | 0        | 0        | 0        | 0        | 0        |
| R.MARTINEZ        | 1        | 1         | 0        | 0        | 0        | 1        | 0        |
| <b>Totals</b>     | <b>8</b> | <b>13</b> | <b>9</b> | <b>9</b> | <b>2</b> | <b>6</b> | <b>3</b> |

| ALL-STARS        | IP       | H        | R        | ER       | BB       | SO        | HR       |
|------------------|----------|----------|----------|----------|----------|-----------|----------|
| R.CLEMENS        | 3        | 1        | 0        | 0        | 1        | 3         | 0        |
| N.RYAN WIN (1-0) | 2        | 0        | 0        | 0        | 2        | 3         | 0        |
| M.MORGAN         | 1        | 1        | 0        | 0        | 0        | 1         | 0        |
| S.BELINDA        | 1        | 0        | 0        | 0        | 1        | 1         | 0        |
| S.FARR           | 0 1/3    | 0        | 0        | 0        | 0        | 0         | 0        |
| S.HOWE           | 0        | 1        | 0        | 0        | 1        | 0         | 0        |
| D.WARD           | 0 2/3    | 0        | 0        | 0        | 0        | 1         | 0        |
| B.WEGMAN         | 0 1/3    | 0        | 0        | 0        | 0        | 0         | 0        |
| P.HARNISCH       | 0 2/3    | 0        | 0        | 0        | 0        | 1         | 0        |
| <b>Totals</b>    | <b>9</b> | <b>3</b> | <b>0</b> | <b>0</b> | <b>5</b> | <b>10</b> | <b>0</b> |

LEFT ON BASE- ALL-STARS: 6 ALL-STARS: 4  
 DOUBLE PLAYS- ALL-STARS: 1 ALL-STARS: 0

DOUBLES- D.JUSTICE  
 HOME RUNS- D.TARTABULL(1st), A.BELLE-2(2nd)  
 STOLEN BASES- H.JOHNSON(1st), M.THOMPSON(1st), R.ALOMAR(1st), M.TETTLETON(1st)  
 SACRIFICE FLIES- C.RIPKEN  
 WALKS- L.DYKSTRA, J.CANSECO, H.JOHNSON-2, W.CLARK, K.GRIFFEY JR.,  
 C.RIPKEN  
 STRIKE OUTS- A.VAN SLYKE, B.BONDS, F.McGRIFF, C.SABO, A.DAWSON-2,  
 R.HENDERSON-2, F.JOSE, D.DeSHIELDS, B.BUTLER, K.GRIFFEY JR.-2,  
 M.TETTLETON-2, D.JUSTICE

GIDP- M.WILLIAMS  
 WALKS- J.RIJO

1992 ROOKIE/FREE AGENT DRAFT

First Round

1 LT Jn. Guzman  
 2 LT L. Gonzalez  
 3 MU P. Plantier  
 4 AL I. Rodriguez  
 5 EV R. Clayton  
 6 GI T. VanPoppel  
 7 JH G. Gagne  
 8 NY A. Belle  
 9 MU B. Hunter  
 10IA Ch. Martinez  
 11VN M. Mussina  
 12AZ J. Bagwell

Second Round

LT M. Thompson  
 LT B. Barberie  
 NY O. Merced  
 AL J. Thome  
 AZ B. Spiers  
 VN D. Bell  
 EV D. Lewis  
 NY C. Knoblauch  
 AZ J. Juden  
 IA D. Hamilton  
 VN J. Melendez  
 WA Be. Williams

Third Round

LT M. Lewis  
 EV M. Stanton  
 AZ H. Villanueva  
 AL D. Palmer  
 CA S. Cooper  
 GI F. Castillo  
 JH Jo. Guzman  
 NY L. Gomez  
 MU K. Stillwell  
 IA S. Horn  
 VN A. Young  
 WA R. Sanders

Fourth Round

1 NY C. Grebeck  
 2 EV Kei. Mitchell  
 3 AZ K. Miller  
 4 AL D. Kile  
 5 CA J. Montgomery  
 6 GI T. Frohwirth  
 7 JH J. Habyan  
 8 NY P. Kelly  
 9 MU L. Blankenship  
 10IA M. Duncan  
 11VN L. McClendon  
 12WA J. Fassero

Fifth Round

LT G. Pena  
 EV M. Wohlers  
 AZ T. Bross  
 AL R. Wilkins  
 WA T. Hundley  
 GI T. Wood  
 JH R. Jordan  
 NY O. Olivares  
 MU M. Maddux  
 IA J. Innis  
 VN A. Osuna  
 LT C. Jones

Sixth Round

LT M. Vaughn  
 EV G. Olson(Bal)  
 AZ B. Mayne  
 AL H. Fajardo  
 CA J. Russell  
 GI E. Karros  
 JH C. McElroy  
 NY S. Scudder  
 MU A. Pena  
 IA S. Howe  
 LT J. Poole  
 WA C. Eldred

Seventh Round

1 VN S. Hillegas  
 2 EV W. Alvarez  
 3 AZ J. Wetteland  
 4 AL P. Hentgen  
 5 EV C. George  
 6 GI Do. Henry  
 7 EV V. Hayes  
 8 EV J. Slusarski  
 9 MU J. Marzano  
 10IA M. Cuyler  
 11VN M. Timlin  
 12WA D. Pall

Eighth Round

LT K. Reimer  
 LT A. Rhodes  
 AZ D. Hansen  
 AL E. Zosky  
 EV S. Chitren  
 GI S. Sosa  
 EV M. Huff  
 NY S. Barnes  
 MU M. Morandini  
 IA S. Bream  
 VN W. Banks  
 WA M. Sanford

ROSTERS FINAL 1992

|                 |     |                   |     |                   |     |                    |     |                 |     |                     |     |
|-----------------|-----|-------------------|-----|-------------------|-----|--------------------|-----|-----------------|-----|---------------------|-----|
| ARIZONA HEAT    | HOU | NEW YORK KNIGHTS  | TOR | EVANSTON EQUINE   | KC  | LAKE TAHOE DEALERS | MON | VERNAL EQUINOX  | CWS | WASHINGTON GENERALS | CLE |
| JEFF BAGWELL    | LA  | JOE CARTER        | OAK | KEVIN APPIER      | PIT | BRET BARBERIE      | SD  | SHAWN ABNER     | OAK | SANDY ALONSO JR.    | SEA |
| TIM BELCHER     | PIT | RON DARLING       | CAL | JAY BELL          | CIN | ANDY BENES         | MON | HAROLD BAINES   | MIN | SCOTT BARKHEAD      | PIT |
| BOBBY BONILLA   | SF  | GARY DISARCINA    | OAK | STAN BELINDA      | CLE | IVAN CALDERON      | HOU | WILLIE BANKS    | TOR | BARBY BONDS         | SEA |
| WILL CLARK      | PHI | DERMIS ECKERSLEY  | MON | ALBERT BELLE      | STL | ANDUJAR CEDENO     | CAL | DEREK BELL      | PHI | JAY BUHNER          | EOS |
| DARREN DAULTON  | BAL | MARK GARDNER      | TEX | CHRIS BOSIO       | SF  | MARK ELCHORN       | SEA | JOSE DEJESUS    | SD  | ELLIS BURNS         | TOR |
| GLENN DAVIS     | PIT | JUAN GONZALEZ     | CWS | MARK CLARK        | CLE | TRAVIS FRYMAN      | TOR | TONY FERNANDEZ  | CWS | TOM CANDIOTTI       | OAK |
| DOUG DRABEK     | TOR | CRAIG GREBECK     | MON | ROYCE CLAYTON     | CHC | KEN GRIFFEY JR.    | CAL | CARLTON FISK    | ATL | JOSE CARSECO        | NYM |
| KELLY GRUBER    | SD  | MARQUIS GRISSOM   | PHI | ALEX COLE         | SF  | JUAN GUZMAN        | HOU | FORNIE GANT     | NYM | DAVID CONE          | MON |
| TOM GWYNN       | BOS | TOM HENKE         | CWS | MIKE DAWSON       | MON | BRIAN HARVEY       | OAK | MEL HALL        | CLE | DELINO DESHIELDS    | MON |
| DAVE HANSEN     | BAL | DAVE HOLLINS      | MIN | MIKE FELDER       | STL | PETE HARNISCH      | PIT | BRIAN HALL      | LA  | JEFF FASSERO        | NYM |
| GREG A. HARRIS  | NYM | CHARLIE HOUGH     | ATL | DARREN FLETCHER   | BOS | RICKEY HENDERSON   | SD  | SHAWN HILLEGAS  | SD  | DELINO DESHIELDS    | MON |
| CHRIS HOILES    | ATL | KENT HRBEK        | CLE | SCOTT FLETCHER    | SD  | DOUG HENRY         | ATL | PAMON MARTINEZ  | SD  | MIKE FEITERS        | NYM |
| HOWARD JOHNSON  | TEX | JEFF HUSON        | NY  | BERNARD GILKEY    | SD  | DARRIN JACKSON     | TEX | WILLIE MCGEE    | SD  | JIM GOTT            | LA  |
| RAY LANFORD     | STL | FELIX JOSE        | MIN | JEFF GRAY         | SD  | RAFAEL PALMEIRO    | ATL | FRED MCGRIFF    | SD  | GREG JEFFRIES       | NYM |
| CANDY MALDANADO | TOR | PAT KELLY         | ATL | GREG HARRIS       | BAL | GERONIMO PENA      | STL | JOSE MELENDEZ   | SD  | MARY LEONARD        | SF  |
| KENT MERCKER    | ATL | CHUCK KROBLAUCH   | CLE | DARREN LEWIS      | CHI | TERRY PENDLETON    | BOS | MIKE MUSSINA    | BAL | DENNIS MARTINEZ     | MON |
| KEITH MILLER    | NYM | CHARLIE LEIBRANDT | NY  | DON MATTINGLY     | CHI | PHIL PLANTIER      | BAL | AL OSUNA        | HOU | JOHN OLERUD         | TOR |
| OTIS NIXON      | ATL | MARK LEWIS        | SEA | TONY ORSULAK      | CHI | JIM POOLE          | BAL | BILL PECUTA     | FC  | HAROLD REYNOLDS     | SEA |
| MARK PORTUGAL   | HOU | KERRY LOFTON      | CLE | JOE ORSULAK       | CHI | JODY REED          | BOS | KEVIN PEIMER    | TEX | REGGIE SANDERS      | CIN |
| JOHN SMOLTZ     | ATL | ORLANDO MERCED    | SF  | RYNE SANDBERG     | NYM | NOLAN RYAN         | TEX | JOSE RIJO       | CIN | MIKE SCIOSCIA       | LA  |
| BILLY SPIERS    | MIL | KEVIN MITCHELL    | NY  | MACKEY SASSER     | HOU | PAUL SORRENTO      | MIN | DETON SANDERS   | ATL | GARY SHEFFIELD      | MIL |
| BILL SWIFT      | SEA | MATT NOKES        | STL | CURT SCHILLING    | TOR | MICKEY TETTERTON   | DET | MIKE SHARPERSON | LA  | OZZIE SMITH         | STL |
| KEVIN TAPANI    | MIN | OMAR OLIVARES     | ATL | CORY SNYDER       | SF  | MILT THOMPSON      | STL | GREG SWINDELL   | CLE | TERRY STEINBACH     | OAK |
| BOB TEMSBURY    | STL | GREG OLSON        | CHC | MATT WILLIAMS     | SF  | ALAN TRAMMELL      | DET | ANTHONY YOUNG   | NYM | ANDY VAN SLYKE      | PIT |
| JOHN WETTELAND  | LA  | BOB SCANLAN       | CHC | TREVOR WILSON     | SF  | DAVE WINFIELD      | CAL | TODD ZELIE      | STL | BOB WELCH           | OAK |
| BUD BLACK       | SF  | LUIS AQUINO       | KC  | KEVIN BASS        | SF  | DAMON BEPRYHILL    | CHC | JUAN BERENGUER  | ATL | BERNIE WILLIAMS     | NY  |
| CASEY CANDAELE  | HOU | SFEETER BARNES    | DET | LANCE BLANKENSHIP | OAK | MIKE GREENWELL     | BOS | RICK CERONE     | NYM | WARREN CROMARTIE    | FC  |
| BILL DORAN      | CIN | SCOTT BROSIOUS    | OAK | JEFF BRANTLEY     | SF  | JASON GRIMSLEY     | PHI | JACK CLARK      | EOS | KELLY DOWNS         | SF  |
| MIKE FLANAGAN   | BAL | TIM BURFE         | NYM | KEVIN BROWN       | MIL | STAN JAVIER        | OAK | DOUG DASCENZO   | CHC | DWIGHT EVANS        | BAL |
| MARVIN FREEMAN  | ATL | GOOSE GOSSAGE     | TEX | MILT CUYLER       | DET | CALVIN JONES       | SEA | ERIK HANSON     | SEA | MIKE GARDNER        | EOS |
| BILLY HATCHER   | CIN | KEVIN GROSS       | LA  | KIRK GIBSON       | TEX | CARLOS MARTINEZ    | CLE | MIKE HUFF       | CWS | PEDRO GUERRERO      | STL |
| JIMMY JONES     | HOU | BILL GULLICKSON   | DET | VON HAYES         | PHI | JOSE MESA          | BAL | JOSE OJUNDO     | STL | LES LANCASTER       | CHC |
| LANCE JOHNSON   | CWS | BOBBY OJEDA       | LA  | JOEL JOHNSTON     | KC  | KEITH MITCHELL     | ATL | FASCIAL PEREZ   | NY  | TIM NAHRING         | EOS |
| JEFF JUDEN      | HOU | DAN PASQUA        | CWS | BARRY JONES       | MON | LANCE PARRISH      | CAL | RICH RODRIGUEZ  | SD  | DONN FALL           | CWS |
| MIKE LAVALLIERE | PIT | WILLIE RANDELEH   | MIL | BRIAN MORA        | KC  | ARTHUR RHODES      | BAL | JUAN SAMUEL     | LA  | BOBBY ROSE          | CAL |
| MARNY LEE       | TOR | LUIS RIVERA       | EOS | SCOTT SANDERSON   | NY  | LUIS SOJO          | CAL | MIKE SCHOLER    | SEA | MO SAIFORD          | CIN |
| BRENT MAYNE     | KC  | KEVIN SEITZER     | FC  | MIKE STANTON      | ATL | HECTOR VILLANUEVA  | CHC | JOEL SKINNER    | CLE | TIM WALLACH         | MON |
| CHRIS NABHOLZ   | MON | BYRON SMITH       | STL | TODD STOTTLEMYRE  | TOR | BOBBY WITT         | TEX | FAHDI TOMLIN    | DET | DAVID WELLS         | TOR |
| JAVIER ORTIZ    | HOU | DAVE STIEB        | TOR | ED TAUBEN-SEE     | HOU |                    |     | MO VAUGHN       | EOS | CRAIG WILSON        | STL |
| GREG VAUGHN     | MIL | SCOTT TERRY       | STL |                   |     |                    |     | MITCH WEBSTER   | LA  | CARL WILLIS         | MIN |
|                 |     |                   |     |                   |     |                    |     |                 |     | ROBIN YOUNT         | MIL |



# SINGLE SEASON TEAM RECORDS

## OFFENSIVE

|                 | <u>BEST</u>      |      | <u>WORST</u>       |      |
|-----------------|------------------|------|--------------------|------|
| Batting Average | Washington '88   | .291 | Kentucky '91       | .229 |
| On Base Pct.    | Washington '88   | .359 | Kentucky '91       | .294 |
| Slugging Pct.   | Las Vegas '88    | .488 | Iowa '85           | .368 |
| At Bats         | Arizona '88      | 5866 | Vernal '90         | 5407 |
| Runs            | Washington '88   | 937  | Hawaii '90         | 584  |
| Hits            | Illinois '85     | 1687 | Kentucky '91       | 1252 |
| Doubles         | Albany '87       | 354  | Ogden '90          | 190  |
| Triples         | Illinois '84     | 75   | Iowa '86           | 24   |
|                 | Arizona '85      | 75   | Vernal '92         | 24   |
| Home Runs       | Las Vegas '88    | 277  | Indiana '82        | 101  |
|                 |                  |      | Illinois '82       | 101  |
| Stolen Bases    | New York '88     | 279  | Ontario '84        | 37   |
| Caught Stealing | Albany '90       | 9    | Arizona '86        | 161  |
| Ground into DP  | Jackson Hole '92 | 82   | Wisconsin '88      | 205  |
| Walks           | Illinois '84     | 739  | Utah '83           | 403  |
| Hit by Pitch    | Illinois '84     | 64   | three teams with   | 10   |
| Strikeouts      | Utah '84         | 705  | Ogden '90          | 1254 |
| Sacrifice Flies | New York '86     | 56   | Jackson Hole '92   | 17   |
|                 | Malibu '92       | 56   |                    |      |
| Sacrifice Hits  | Malibu '92       | 140  | several teams with | 0    |

## DEFENSIVE

|                     | <u>BEST</u>    |      | <u>WORST</u>  |      |
|---------------------|----------------|------|---------------|------|
| ERA                 | Las Vegas '87  | 2.87 | Vernal '88    | 5.28 |
| Wins                | Washington '83 | 105  | Oregon '85    | 53   |
| Saves               | Washington '84 | 54   | Oregon '85    | 11   |
| Complete Games      | Washington '83 | 100  | New York '92  | 14   |
| Innings Pitched     | New York '86   | 1508 | Vancouver '84 | 1373 |
| Hits Allowed        | Lake Tahoe '92 | 1184 | Girard '91    | 1710 |
| Runs Allowed        | Las Vegas '87  | 541  | Maine '83     | 933  |
| Earned Runs Allowed | Las Vegas '87  | 465  | Maine '83     | 836  |
| Walks Allowed       | New York '86   | 325  | Hawaii '88    | 722  |
| Strikeouts          | Las Vegas '89  | 1273 | Vancouver '83 | 615  |
| Shut Outs           | Las Vegas '87  | 22   | Arizona '88   | 1    |
| Double Plays Turned | Washington '86 | 207  | Hawaii '90    | 88   |
| Home Runs Allowed   | Arizona '91    | 130  | Albany '88    | 266  |
| Errors              | Iowa '92       | 70   | Vancouver '87 | 165  |

# ALL-TIME OFFENSIVE SINGLE SEASON RECORDS

| GAMES       |                  | AVERAGE |    | AT BATS          |      |    |                  |     |
|-------------|------------------|---------|----|------------------|------|----|------------------|-----|
| 84          | Henderson, R IL  | 174     | 84 | Boggs, W IL      | .379 | 87 | Fernandez, T WI  | 730 |
| 83          | Sax, S UT        | 171     | 86 | Boggs, W LV      | .377 | 83 | Wilson, W AZ     | 727 |
| 90          | Davis, A ON      | 169     | 83 | Boggs, W IL      | .376 | 86 | Butler, B HI     | 717 |
| 89          | Alomar, R IC     | 168     | 85 | Gwynn, T IL      | .359 | 88 | Fernandez, T WI  | 714 |
| 87          | Brooks, H WA     | 166     | 88 | Dykstra, L VN    | .356 | 89 | Gwynn, T KY      | 712 |
| 84          | Molitor, P UT    | 165     | 85 | Gwynn, T KY      | .354 | 84 | Garcia, D TX     | 711 |
| 87          | Carter, J VN     | 165     | 83 | Pendleton, T WA  | .353 | 84 | Wilson, W AZ     | 709 |
|             | several with     | 162     | 87 | Carew, R AZ      | .351 | 87 | Carter, J VN     | 709 |
|             |                  |         | 85 | Hayes, V VC      | .350 | 90 | Mattingly, D AL  | 709 |
|             |                  |         | 87 | Gladden, D OR    | .349 | 89 | Fernandez, T WI  | 705 |
| HITS        |                  | DOUBLES |    | TRIPLES          |      |    |                  |     |
| 87          | Brooks, H WA     | 236     | 87 | Mattingly, D AL  | 61   | 86 | McGee, W VN      | 26  |
| 88          | Gwynn, T KY      | 236     | 91 | Brett, G CA      | 60   | 83 | Wilson, W AZ     | 24  |
| 83          | Wilson, W AZ     | 234     | 90 | Boggs, W IA      | 59   | 86 | Wilson, W AZ     | 23  |
| 86          | Boggs, W LV      | 222     | 84 | Moseby, L NY     | 57   | 85 | Sandberg, R AZ   | 20  |
| 87          | Mattingly, D AL  | 222     | 83 | White, F WA      | 56   | 89 | Reynolds, H WA   | 20  |
| 85          | Raines, T LV     | 219     | 84 | Hrbek, K HI      | 55   | 85 | Wilson, W AZ     | 19  |
| 90          | Winfield, D HI   | 216     | 82 | Brett, G WY      | 52   | 88 | Gwynn, T KY      | 19  |
| 90          | Gwynn, T KY      | 216     | 88 | James, D WI      | 51   |    | five with        | 18  |
| 86          | Larkin, B CA     | 216     | 83 | Durham, L MN     | 50   |    |                  |     |
| 87          | McGee, W VN      | 215     | 92 | Tartabull, D JH  | 50   |    |                  |     |
| HOME RUNS   |                  | RBI     |    | RUNS             |      |    |                  |     |
| 88          | McGwire, M LV    | 58      | 88 | McGwire, M LV    | 156  | 87 | Davis, E VC      | 161 |
| 88          | Dawson, A AZ     | 56      | 90 | Canseco, J WA    | 154  | 84 | Henderson, R IL  | 143 |
| 92          | Canseco, J WA    | 56      | 92 | Canseco, J WA    | 150  | 89 | Gibson, K VN     | 135 |
| 82          | Schmidt, M MN    | 55      | 88 | Strawberry, D AL | 145  | 88 | Strawberry, D AL | 128 |
| 90          | Canseco, J WA    | 55      | 90 | Jackson, B IA    | 144  | 84 | Yount, R WA      | 126 |
| 88          | Bell, G WI       | 53      | 88 | Bell, G WI       | 141  | 85 | Winfield, D HI   | 126 |
| 84          | Rice, J VC       | 52      | 83 | Dawson, A AZ     | 138  | 89 | Daniels, K LV    | 126 |
| 89          | Strawberry, D AL | 52      | 88 | Guerrero, P WA   | 138  | 88 | Dawson, A AZ     | 123 |
| 90          | Davis, E VC      | 52      |    | three with       | 136  | 90 | Henderson, R NY  | 123 |
| 91          | Jackson, B IA    | 52      |    |                  |      | 92 | Canseco, J WA    | 123 |
| STRIKE OUTS |                  | WALKS   |    | STOLEN BASES     |      |    |                  |     |
| 90          | Jackson, B IA    | 255     | 84 | Henderson, R IL  | 171  | 88 | Coleman, V NY    | 135 |
| 91          | Jackson, B IA    | 218     | 88 | Cangelosi, J VN  | 168  | 84 | Henderson, R IL  | 130 |
| 91          | Canseco, J WA    | 212     | 88 | Clark, J LV      | 157  | 87 | Davis, E VC      | 111 |
| 89          | Galarraga, A AZ  | 192     | 86 | Harrar, T VN     | 150  | 92 | Nixon, O AZ      | 98  |
| 90          | Canseco, J WA    | 190     | 87 | Roenicke, G IC   | 141  | 91 | Nixon, O KY      | 96  |
| 88          | Davis, E VC      | 186     | 91 | Clark, J GI      | 134  | 86 | Coleman, V NY    | 92  |
| 91          | Barfield, J GI   | 180     | 90 | Clark, J HI      | 133  | 82 | Raines, T IN     | 89  |
| 89          | Clark, J HI      | 177     | 90 | Henderson, R NY  | 132  | 89 | Henderson, R NY  | 84  |
| 92          | McGriff, F VN    | 176     | 88 | Henderson, R NY  | 127  | 92 | Henderson, R LT  | 77  |
|             | two with         | 172     | 91 | Milligan, R AL   | 125  | 91 | Raines, T IA     | 70  |

# ALL-TIME PITCHING SINGLE SEASON RECORDS

| ERA            |                     | WINS       |    | LOSSES              |            |    |                         |     |
|----------------|---------------------|------------|----|---------------------|------------|----|-------------------------|-----|
| 86             | <b>Gooden, D VC</b> | 2.10       | 86 | <b>Gooden, D VC</b> | 31         | 86 | <b>Saberhagen, B CA</b> | 27  |
| 92             | Ryan, N LT          | 2.13       | 92 | Clemens, R IA       | 28         | 90 | <b>DeLeon, J HI</b>     | 27  |
| 90             | Smoltz, J KY        | 2.17       | 83 | Niekro, J MN        | 27         | 88 | Stewart, D HI           | 26  |
| 86             | Valenzuela, F HI    | 2.45       | 83 | Welch, B WA         | 27         | 91 | Gooden, D VC            | 26  |
| 85             | Gooden, D IL        | 2.49       | 87 | Scott, M KY         | 26         | 91 | Hanson, E VN            | 25  |
| 85             | Andujar, J CA       | 2.51       | 88 | Welch, B WA         | 26         | 82 | Carlton, S WY           | 23  |
| 91             | Tudor, J VN         | 2.51       | 90 | Ryan, N NY          | 26         | 88 | Jackson, D WI           | 23  |
| 92             | Clemens, R IA       | 2.51       |    | four with           | 25         | 89 | Stewart, D HI           | 23  |
| 83             | Show, E WA          | 2.53       |    |                     |            | 90 | Boddicker, M OG         | 23  |
| 85             | Alexander, D IL     | 2.53       |    |                     |            |    | eight with              | 22  |
| INNINGS        |                     | STRIKEOUTS |    | WALKS               |            |    |                         |     |
| 86             | <b>Gooden, D VC</b> | <b>373</b> | 90 | <b>Ryan, N NY</b>   | <b>457</b> | 89 | <b>Hough, C VN</b>      | 191 |
| 83             | Welch, B WA         | 362        | 89 | Clemens, R LV       | 383        | 88 | Langston, M WI          | 176 |
| 82             | Valenzuela, F IL    | 361        | 91 | Ryan, N NY          | 378        | 87 | Correa, E IC            | 175 |
| 87             | Clemens, R LV       | 359        | 87 | Scott, M KY         | 365        | 88 | Stewart, D HI           | 172 |
| 92             | Clemens, R IA       | 359        | 86 | Gooden, D VC        | 364        | 88 | DeLeon, J HI            | 167 |
| 83             | Valenzuela, F HI    | 353        | 82 | Valenzuela, F IL    | 353        | 87 | Youmans, F AL           | 162 |
| 86             | Valenzuela, F HI    | 349        | 91 | Cone, D WA          | 343        | 88 | Ryan, N LV              | 160 |
| 82             | Ryan, N WY          | 349        | 89 | Ryan, N IC          | 340        | 88 | Candiotti, T WI         | 157 |
| 86             | Tudor, J AL         | 349        | 87 | Clemens, R LV       | 333        | 88 | Gubicza, M LV           | 155 |
| 89             | Clemens, R LV       | 346        | 92 | Clemens, R IA       | 328        | 87 | Palmer, D IC            | 153 |
| COMPLETE GAMES |                     | SHUT OUTS  |    | SAVES               |            |    |                         |     |
| 83             | <b>Welch, B WA</b>  | <b>37</b>  | 86 | <b>Gooden, D VC</b> | <b>8</b>   | 91 | <b>Eckersley, D NY</b>  | 37  |
| 86             | Gooden, D VC        | 34         | 87 | Clemens, R LV       | 7          | 91 | Dibble, R AL            | 35  |
| 87             | Clemens, R LV       | 33         | 87 | Ryan, N LV          | 7          | 91 | Smith, D AZ             | 35  |
| 86             | Valenzuela, F HI    | 32         | 90 | Bosio, C VC         | 7          | 88 | Smith, D AZ             | 34  |
| 92             | Clemens, R IA       | 31         | 82 | Sutton, D IL        | 6          | 92 | Swift, B AZ             | 33  |
| 82             | Valenzuela, F IL    | 29         | 85 | Soto, M AZ          | 6          | 91 | Brantley, J ON          | 32  |
| 82             | Hooton, B IN        | 28         | 89 | Rijo, J LV          | 6          | 92 | Henke, T NY             | 32  |
| 87             | Witt, M VC          | 28         |    | thirteen with       | 5          | 84 | Diaz, C TX              | 31  |
|                | three with          | 26         |    |                     |            | 89 | Davis, M VC             | 30  |
|                |                     |            |    |                     |            | 92 | Harvey, B LT            | 30  |



## Individual Leaders - Season

| <u>Batting Average</u> |               | (480PA) |      |
|------------------------|---------------|---------|------|
| 1982                   | Lonnie Smith  | IN      | .344 |
| 1983                   | Rod Carew     | AZ      | .351 |
| 1984                   | Wade Boggs    | IL      | .379 |
| 1985                   | Tony Gwynn    | IL      | .359 |
| 1986                   | Wade Boggs    | LV      | .377 |
| 1987                   | Von Hayes     | VC      | .350 |
| 1988                   | Tony Gwynn    | KY      | .354 |
| 1989                   | Andy VanSlyke | LV      | .334 |
| 1990                   | Ron Kittle    | VN      | .342 |
| 1991                   | Lenny Dykstra | VN      | .356 |
| 1992                   | Tony Gwynn    | AZ      | .332 |

| <u>Home Runs</u> |                   |    |    |
|------------------|-------------------|----|----|
| 1982             | Mike Schmidt      | MN | 55 |
| 1983             | Jeff Burroughs    | TX | 45 |
| 1984             | Jim Rice          | VC | 52 |
| 1985             | Tony Armas        | IL | 46 |
| 1986             | Darryl Strawberry | AL | 51 |
| 1987             | Eric Davis        | VC | 45 |
| 1988             | Mark McGwire      | LV | 58 |
| 1989             | Darryl Strawberry | AL | 52 |
| 1990             | Jose Canseco      | WA | 55 |
| 1991             | Bo Jackson        | IA | 52 |
| 1992             | Jose Canseco      | WA | 56 |

| <u>Doubles</u> |                 |    |    |
|----------------|-----------------|----|----|
| 1982           | George Brett    | WY | 52 |
| 1983           | Frank White     | WA | 56 |
| 1984           | Llyod Moseby    | NY | 57 |
| 1985           | Johnny Ray      | MI | 44 |
| 1986           | George Brett    | HI | 48 |
| 1987           | Don Mattingly   | AL | 61 |
| 1988           | Dion James      | WI | 51 |
| 1989           | Danny Tartabull | VN |    |
|                | Robin Yount     | WA | 49 |
| 1990           | Wade Boggs      | IA | 59 |
| 1991           | George Brett    | CA | 60 |
| 1992           | Danny Tartabull | JH | 50 |

| <u>Triples</u> |                 |    |    |
|----------------|-----------------|----|----|
| 1982           | Jeff Leonard    | AZ |    |
|                | Willie Wilson   | AZ | 18 |
| 1983           | Willie Wilson   | AZ | 24 |
| 1984           | Willie Wilson   | AZ | 17 |
| 1985           | Ryne Sandberg   | AZ | 20 |
| 1986           | Willie McGee    | VN | 26 |
| 1987           | Hubie Brooks    | WA | 14 |
| 1988           | Tony Gwynn      | KY | 19 |
| 1989           | Harold Reynolds | WA | 20 |
| 1990           | Rueben Sierra   | KY | 16 |
| 1991           | Ellis Burks     | VN |    |
|                | Tony Fernandez  | VN |    |
|                | Lonnie Smith    | NY | 14 |
| 1992           | Lenny Dykstra   | MU | 12 |

| <u>Hits</u> |               |    |     |
|-------------|---------------|----|-----|
| 1982        | George Brett  | WY | 192 |
| 1983        | Willie Wilson | AZ | 234 |
| 1984        | Dickie Thon   | KY | 211 |
| 1985        | Dave Winfield | HI | 216 |
| 1986        | Wade Boggs    | LV | 222 |
| 1987        | Hubie Brooks  | WA | 236 |
| 1988        | Tony Gwynn    | KY | 236 |
| 1989        | Ricky Jordan  | HI | 212 |
| 1990        | Tony Gwynn    | KY |     |
|             | Barry Larkin  | CA | 216 |
| 1991        | Andre Dawson  | AZ | 208 |
| 1992        | Tony Gwynn    | AZ | 214 |

| <u>Stolen Bases</u> |                  |    |     |
|---------------------|------------------|----|-----|
| 1982                | Tim Lincecum     | IN | 89  |
| 1983                | Willie Wilson    | AZ | 48  |
| 1984                | Rickey Henderson | IL | 130 |
| 1985                | Tim Lincecum     | UT | 53  |
| 1986                | Vince Coleman    | NY | 92  |
| 1987                | Eric Davis       | VC | 111 |
| 1988                | Vince Coleman    | NY | 135 |
| 1989                | Rickey Henderson | NY | 84  |
| 1990                | Rickey Henderson | NY | 49  |
| 1991                | Otis Nixon       | KY | 96  |
| 1992                | Otis Nixon       | AZ | 98  |

| <u>Runs</u> |                   |    |     |
|-------------|-------------------|----|-----|
| 1982        | Gary Matthews     | WA | 105 |
| 1983        | Paul Molitor      | VC | 116 |
| 1984        | Rickey Henderson  | IL | 143 |
| 1985        | Dave Winfield     | HI | 126 |
| 1986        | Pedro Guerrero    | WA | 119 |
| 1987        | Eric Davis        | VC | 161 |
| 1988        | Darryl Strawberry | AL | 128 |
| 1989        | Kirk Gibson       | VN | 135 |
| 1990        | Rickey Henderson  | NY | 123 |
| 1991        | Barry Bonds       | WA | 118 |
| 1992        | Jose Canseco      | WA | 123 |

| <u>Runs Batted In</u> |              |    |     |
|-----------------------|--------------|----|-----|
| 1982                  | Mike Schmidt | MN | 130 |
| 1983                  | Andre Dawson | AZ | 138 |
| 1984                  | Jim Rice     | VC | 135 |
| 1985                  | Dave Kingman | OR | 134 |
| 1986                  | George Brett | HI | 135 |
| 1987                  | Hubie Brooks | WA | 136 |
| 1988                  | Mark McGwire | LV | 156 |
| 1989                  | Ricky Jordan | VN | 136 |
| 1990                  | Jose Canseco | WA | 154 |
| 1991                  | Barry Bonds  | WA | 119 |
| 1992                  | Jose Canseco | WA | 150 |

## Individual Leaders - Season

| <u>Wins</u>                   |                     |          |      | <u>ERA (162IP, 1 GS)</u> |                  |    |      |
|-------------------------------|---------------------|----------|------|--------------------------|------------------|----|------|
| 1982                          | Burt Hooton         | IN       | 24   | 1982                     | Jack Morris      | AZ | 2.68 |
| 1983                          | Joe Niekro          | MN       |      | 1983                     | Eric Show        | WA | 2.53 |
|                               | Bob Welch           | WA       | 27   | 1984                     | Nolan Ryan       | CA | 2.62 |
| 1984                          | Dave Righetti       | MN       | 22   | 1985                     | Dwight Gooden    | IL | 2.49 |
| 1985                          | Mike Boddicker      | UT       | 21   | 1986                     | Dwight Gooden    | VC | 2.10 |
| 1986                          | Dwight Gooden       | VC       | 31   | 1987                     | Roger Clemens    | LV | 2.61 |
| 1987                          | Mike Scott          | KY       | 26   | 1988                     | Mike Scott       | KY | 3.31 |
| 1988                          | Bob Welch           | WA       | 26   | 1989                     | Don Robinson     | WI | 2.60 |
| 1989                          | Roger Clemens       | LV       |      | 1990                     | John Smoltz      | KY | 2.17 |
|                               | Bob Welch           | WA       | 24   | 1991                     | John Tudor       | VN | 2.51 |
| 1990                          | Nolan Ryan          | NY       | 26   | 1992                     | Nolan Ryan       | LT | 2.13 |
| 1991                          | Ramon Martinez      | VN       | 24   |                          |                  |    |      |
| 1992                          | Roger Clemens       | IA       | 28   | <u>Saves</u>             |                  |    |      |
|                               |                     |          |      | 1982                     | Rollie Fingers   | WA | 29   |
|                               |                     |          |      | 1983                     | Steve Bedrosian  | TX |      |
|                               |                     |          |      |                          | Goose Gossage    | MN | 29   |
|                               |                     |          |      | 1984                     | Carlos Diaz      | TX | 31   |
|                               |                     |          |      | 1985                     | Bill Caudill     | IL | 26   |
|                               |                     |          |      | 1986                     | Goose Gossage    | IC | 27   |
|                               |                     |          |      | 1987                     | Tom Henke        | NY | 26   |
|                               |                     |          |      | 1988                     | Dave Smith       | AZ | 34   |
|                               |                     |          |      | 1989                     | Mark Davis       | VC | 30   |
|                               |                     |          |      | 1990                     | Todd Burns       | KY |      |
|                               |                     |          |      |                          | David Wells      | WA | 23   |
|                               |                     |          |      | 1991                     | Dennis Eckersley | NY | 37   |
|                               |                     |          |      | 1992                     | Bill Swift       | AZ | 33   |
| <u>Winning Pct. (12 dec.)</u> |                     |          |      | <u>Shut Outs</u>         |                  |    |      |
| 1982                          | Danny Darwin        | MN       | .724 | 1982                     | Don Sutton       | IL | 6    |
| 1983                          | Joe Niekro          | MN       | .730 | 1983                     | Bruce Kison      | WA |      |
| 1984                          | Dave Righetti       | MN       | .815 |                          | Steve Rogers     | AZ |      |
| 1985                          | Dwight Gooden       | IL       | .810 |                          | Eric Show        | WA | 5    |
| 1986                          | Tom Niedenfuer      | AL       | .800 | 1984                     | LaMarr Hoyt      | IL | 5    |
| 1987                          | Eric King           | LV       | .759 | 1985                     | Mario Soto       | AZ | 6    |
| 1988                          | Dave Smith          | AZ       | .750 | 1986                     | Dwight Gooden    | VC | 8    |
| 1989                          | Dennis Eckersley    | NY       |      | 1987                     | Roger Clemens    | LV |      |
|                               | Shawn Hillegas      | AZ       | .750 |                          | Nolan Ryan       | LV | 7    |
| 1990                          | Nolan Ryan          | NY       | .788 | 1988                     | Bret Saberhagen  | WI |      |
| 1991                          | Edwin Nunez         | NY       | .846 |                          | Eric Show        | WA | 4    |
| 1992                          | Nolan Ryan          | LT       | .833 | 1989                     | Jose Rijo        | LV | 6    |
|                               |                     |          |      | 1990                     | Chris Bosio      | VC | 7    |
|                               |                     |          |      | 1991                     | Sid Fernandez    | JH | 5    |
|                               |                     |          |      | 1992                     | Roger Clemens    | IA |      |
| <u>Strikeouts</u>             |                     |          |      |                          | Mike Morgan      | GI | 5    |
| 1982                          | Fernando Valenzuela | IL       | 353  |                          |                  |    |      |
| 1983                          | Bob Welch           | WA       | 287  |                          |                  |    |      |
| 1984                          | Steve Carlton       | CA       | 229  |                          |                  |    |      |
| 1985                          | Dwight Gooden       | IL       | 278  |                          |                  |    |      |
| 1986                          | Dwight Gooden       | VC       | 364  |                          |                  |    |      |
| 1987                          | Mike Scott          | KY       | 365  |                          |                  |    |      |
| 1988                          | Mark Langston       | WI       | 324  |                          |                  |    |      |
| 1989                          | Roger Clemens       | LV       | 383  |                          |                  |    |      |
| 1990                          | Nolan Ryan          | NY       | 457  |                          |                  |    |      |
| 1991                          | Nolan Ryan          | NY       | 378  |                          |                  |    |      |
| 1992                          | Roger Clemens       | IA       | 328  |                          |                  |    |      |
| <u>No Hit Games</u>           |                     |          |      |                          |                  |    |      |
| 1983                          | Fernando Valenzuela | IL vs WA |      |                          |                  |    |      |
| 1991                          | Mark Gardner        | VC at CA |      |                          |                  |    |      |
| 1991                          | Bobby Witt          | CA at ON |      |                          |                  |    |      |
| 1991                          | Chris Nabholz       | KY vs AL |      |                          |                  |    |      |
| 1991                          | Jose DeJesus        | ON vs VN |      |                          |                  |    |      |

## 40 or more Home Runs in a Season

|    |                       |      |    |                     |      |
|----|-----------------------|------|----|---------------------|------|
| 58 | Mark McGwire, LV      | 1988 | 45 | Jeff Burroughs, TX  | 1983 |
|    |                       |      |    | Pedro Guerrero, WA  | 1986 |
| 56 | Andre Dawson, AZ      | 1988 |    | Eric Davis, VC      | 1987 |
|    | Jose Canseco, WA      | 1992 |    | Dwight Evans, WA    | 1988 |
| 55 | Mike Schmidt, MN      | 1982 |    | Kirk Gibson, VN     | 1989 |
|    | Jose Canseco, WA      | 1990 |    | Fred McGriff, VN    | 1990 |
|    |                       |      |    | Kevin Mitchell, NY  | 1992 |
| 53 | George Bell, WI       | 1988 | 44 | Ricky Jordan, HI    | 1989 |
|    |                       |      |    | Kevin Mitchell, VC  | 1990 |
| 52 | Jim Rice, VC          | 1984 | 43 | Mark McGwire, LV    | 1989 |
|    | Darryl Strawberry, AL | 1989 |    | Kal Daniels, IA     | 1991 |
|    | Eric Davis, VC        | 1990 |    | Fred McGriff, VN    | 1991 |
|    | Bo Jackson, IA        | 1991 |    | Matt Williams, EV   | 1992 |
| 51 | Darryl Strawberry, AL | 1986 | 42 | Eddie Murray, MN    | 1984 |
|    | Bo Jackson, IA        | 1990 |    | Eric Davis, VC      | 1988 |
|    | Howard Johnson, KY    | 1990 |    | Mike Schmidt, WI    | 1988 |
| 50 | Steve Balboni, VN     | 1986 |    | Jack Clark, VN      | 1990 |
|    | Danny Tartabull, VN   | 1988 |    | Ron Kittle, VN      | 1990 |
|    | Darryl Strawberry, AL | 1990 |    | Kevin Maas, GI      | 1991 |
|    |                       |      |    | Albert Belle, EV    | 1992 |
| 49 | Darryl Strawberry, AL | 1988 | 41 | Mike Schmidt, UT    | 1985 |
| 47 | Fred McGriff, VN      | 1992 |    | Dale Murphy, WI     | 1986 |
|    | Cecil Fielder, GI     | 1992 |    | Rueben Sierra, KY   | 1990 |
| 46 | Tony Armas, IL        | 1985 | 40 | Mike Schmidt, WI    | 1986 |
|    | Dave Kingman, OR      | 1985 |    | Hubie Brooks, WA    | 1987 |
|    | Glenn Davis, KY       | 1986 |    | George Brett, CA    | 1988 |
|    | Kevin Mitchell, ON    | 1991 |    | Joe Carter, VN      | 1988 |
|    |                       |      |    | Wally Joyner, IC    | 1988 |
|    |                       |      |    | Jose Canseco, WA    | 1989 |
|    |                       |      |    | Danny Tartabull, VN | 1989 |
|    |                       |      |    | Jack Clark, GI      | 1991 |
|    |                       |      |    | Danny Tartabull, JH | 1992 |

## 20 or more Wins in a Season

|    |                         |      |    |                         |      |
|----|-------------------------|------|----|-------------------------|------|
| 31 | Dwight Gooden, VC       | 1986 | 21 | Danny Darwin, MN        | 1982 |
| 28 | Roger Clemens, IA       | 1992 |    | Bill Gullickson, HI     | 1982 |
| 27 | Joe Niekro, MN          | 1983 |    | Phil Niekro, MN         | 1983 |
|    | Bob Welch, WA           | 1983 |    | Mike Boddicker, UT      | 1985 |
| 26 | Mike Scott, KY          | 1987 |    | Eric Show, WA           | 1986 |
|    | Bob Welch, WA           | 1988 |    | Dwight Gooden, VC       | 1988 |
|    | Nolan Ryan, NY          | 1990 |    | Jimmy Key, VN           | 1988 |
| 25 | Jerry Reuss, WA         | 1983 |    | Mike Scott, KY          | 1988 |
|    | Roger Clemens, LV       | 1987 |    | David Cone, WA          | 1989 |
|    | Tom Candiotti, WA       | 1992 |    | Kelly Downs, VC         | 1989 |
|    | Nolan Ryan, LT          | 1992 |    | Bryn Smith, NY          | 1989 |
| 24 | Burt Hooton, IN         | 1982 |    | John Smoltz, KY         | 1990 |
|    | Roger Clemens, LV       | 1989 |    | Roger Clemens, IA       | 1991 |
|    | Bob Welch, WA           | 1989 |    | David Cone, WA          | 1991 |
|    | Ramon Martinez, VN      | 1991 |    | Doug Drabek, AZ         | 1991 |
| 23 | Tom Seaver, IN          | 1982 |    | Dennis Martinez, WA     | 1992 |
|    | Fernando Valenzuela, IL | 1983 |    | Tim Belcher, AZ         | 1992 |
|    | Mike Moore, HI          | 1986 |    | Kevin Tapani, AZ        | 1992 |
|    | Nolan Ryan, VN          | 1986 |    | Jack McDowell, IA       | 1992 |
|    | Dwight Gooden, VC       | 1987 | 20 | Dave Stieb, IN          | 1982 |
|    | Roger Clemens, LV       | 1988 |    | Scott McGregor, IL      | 1983 |
|    | Rick Reuschel, NY       | 1988 |    | LaMarr Hoyt, IL         | 1984 |
|    | David Cone, WA          | 1992 |    | Fernando Valenzuela, HI | 1985 |
| 22 | Dave Righetti, MN       | 1984 |    | John Tudor, AL          | 1986 |
|    | Fernando Valenzuela, HI | 1986 |    | Dave Stieb, LV          | 1986 |
|    | Eric King, LV           | 1987 |    | Orel Hershiser, VC      | 1987 |
|    | David Palmer, IC        | 1987 |    | Jimmy Key, VN           | 1987 |
|    | Bob Welch, WA           | 1987 |    | Fernando Valenzuela, HI | 1987 |
|    | Mike Witt, VC           | 1987 |    | Jim Clancy, AZ          | 1988 |
|    | Tom Candiotti, VN       | 1990 |    | Mark Gubicza, LV        | 1988 |
|    | Mike Moore, IA          | 1990 |    | Teddy Higuera, CA       | 1988 |
|    | Dennis Martinez, WA     | 1991 |    | Bret Saberhagen, WI     | 1988 |
|    | Jose Rijo, VN           | 1991 |    | Frank Viola, HI         | 1988 |
|    | John Tudor, VN          | 1991 |    | Orel Hershiser, VC      | 1989 |
|    | Bob Welch, WA           | 1991 |    | Dave Stieb, NY          | 1990 |
|    | David Wells, WA         | 1991 |    | Bob Welch, WA           | 1990 |
|    | Ed Whitson, AZ          | 1991 |    | Bruce Hurst, CA         | 1991 |
|    |                         |      |    | Pete Harnisch, LT       | 1992 |
|    |                         |      |    | Mike Morgan, GI         | 1992 |