

The Salt Lake Strato League closed out ten years of operation with an exciting 1991. The league continued its '90s expansion movement with the addition of two new managers. We crowned yet another new champion (or was it an old champion with a new coach?). Pitching came to the forefront in record breaking fashion. And, as always, good times were had by all.


Eleven managers represented the twelve teams in '91. The most members ever involved in the league. Paul Zuckerman assumed the reins of the struggling and often abandoned Ogden Odds. Fortunately they experienced little culture shock as they relocated to Jackson Hole. The move proved a good one as the Guides finished above .500 and in the play offs for the first time since 1987. Mark McGrath assumed control of the former Hawaii Diamonds, moving them to Girard (where??). Mark was finally coerced into bringing his coaching acumen from the basketball world into baseball. And, as any effective manager would do, he promptly blasted the former management for trading away superstar, Ken Griffey Jr. Mark then made 42 home run producer Kevin Maas the first pick in the draft.

The impact of the new coaches was felt throughout the league. Both coaches took a very conservative approach to player movement. Neither coach showed any of the trading flare that other recent members showed. This slowed down the usually hectic trading fever of the league.

One person who was able to make the big trades was new champion, Rick Rodrick. Since acquiring the once invincible Las Vegas, Rick has kept their very talented nucleus -- Cal Ripken, Wade Boggs, Bo Jackson, Roger Clemens, etc. But he also made the mid-season personnel moves to go from a middle of the pack team in May to league champs. Iowa's run at the title began with a late season overtaking of pre-season favorite Arizona. The Humidity then swept Eastern Division winner Vernal in the Championship Series. The Equinox got past New York and regular season leader Washington en route to the championship showdown.

Washington and Vernal also staged an exciting pennant race with Vernal's 102-60 record being the best record ever to not lead the division. The teams combined for seven 20-game winners. The Generals had a record four. In total the league had a record-tying eleven.

Even more incredible was a record four no-hit games. Incredible since in nine previous seasons only one no-no had ever been thrown. Mark Gardner of Vancouver set the stage with his no-hitter against California in a head-to-head game. Not to be outdone, teammate Bobby Witt threw a near perfect game against Ontario. Witt allowed one walk, who was taken out on a double play, in facing the minimum number of batters. Chris Nabholz also faced the minimum for Kentucky against Albany. Nabholz allowed two walks, taken out on double plays. Jose DeJesus of Ontario no-hit the league's best hitting team, Vernal. Considering the Mounties, Owls, and K-Nine had the three worst records in the league, maybe the pitchers felt their only chance to win was by being perfect.



Dennis Eckersley set the all-time single season save record with 37. He barely edged Rob Dibble, 35, and career record holder (162) Dave Smith, 35. The Heat registered an all-time least 130 home runs allowed. The Generals ground into a record fewest 103 double plays. And Vernal matched their record low 75 team errors. On the utility side, Ontario recorded only 28 complete games. Girard's pitching was tagged for an incredible 1710 hits. But the kings of ineptitude were the K-Nine, breaking records for worst team BA (.229), OBA (.294), and Hits (1252).

The All-Star game was held in Evanston, Wyoming. A peculiar place for the biggest gathering of the Salt Lake Strato League. The event was one of the most enjoyable ever. The East All-Stars easily won with Kevin Mitchell the MVP.

Barry Bonds ran away with league MVP honors on the back of a great all-around season. Barry joined the elite 30-30 club, hit an impressive .311 and lead the league in runs and RBI. Ramon Martinez and Jose Rijo were co-Pitchers of the Year. A fitting result for two of the three great Vernal pitchers. Martinez and Rijo combined for a 46-13 record with 472 strike outs and a 3.32 ERA. Frank Thomas was selected Rookie of the year behind an impressive .337 BA, and an unbelievable .450 OBP.

A decade of Strato has past. Each year has been an improvement on the one before. There's something to be said for a bunch of old farts sitting around the table rolling dice.

### FINAL STANDINGS

EAST	W	L	PCT	GB	WEST	W	L	PCT	GB
WASHINGTON	103	59	636	--	IOWA	93	69	574	--
VERNAL	102	60	630	1	ARIZONA	93	69	574	--
NEW YORK	85	77	525	.18	JACKSON HOLE	82	80	506	11
ALBANY	70	92	432	.33	GIRARD	76	86	469	17
KENTUCKY	66	96	407	.37	CALIFORNIA	72	90	444	21
ONTARIO	65	97	401	.38	VANCOUVER	65	97	401	28

### PLAYOFFS

#### QUALIFYING ROUND

VERNAL 4 NEW YORK 2  
ARIZONA 4 JACKSON HOLE 0

#### DIVISION FINALS

VERNAL 4 WASHINGTON 1  
IOWA 4 ARIZONA 0

#### CHAMPIONSHIP SERIES

IOWA 4 VERNAL 0  
MVP- BO JACKSON

#### LEAGUE MEMBERS:

ALBANY EMPIRE - CRAIG GOETTSCHHE	ARIZONA HEAT - STEVE WEISER
KENTUCKY K-9 - STEVE WEISER	CALIFORNIA DRAGONS - ROGER BLAIN
NEW YORK KNIGHTS - DOUG WAGSTAFF	GIRARD EARTHSHAKERS - MARK MCGRATH
ONTARIO OWLS - MIKE OCHINERO	IOWA HUMIDITY - RICK RODRICK
VERNAL EQUINOX - JAY BLAIN	JACKSON HOLE GUIDES - PAUL ZUCKERMAN
WASHINGTON GENERALS - MIKE HARRISON	VANCOUVER MOUNTIES - DENNIS BALL

CHAMPIONSHIP SERIES GAME 1

HUMIDITY	AB	R	H	RBI	EQUINOX	AB	R	H	RBI
T.RAINES LF	4	1	1	0	M.McGEE DH	4	0	0	0
J.EISENREICH RF	4	0	1	0	L.DYKSTRA RF	4	0	1	0
K.DANIELS DH	4	0	0	1	R.GANT LF	4	0	1	0
B.JACKSON CF	3	0	1	0	F.McGRIFF 1B	4	0	0	0
M.McGWIIE 1B	3	2	1	1	E.BURKS CF	3	0	1	0
W.BOGGS 3B	3	0	2	0	C.FISK C	3	1	1	1
B.SANTIAGO C	4	1	2	1	B.JACOBY 3B	3	0	1	0
C.RIPKEN SS	4	0	0	1	J.REED 2B	2	0	0	0
L.WHITAKER 2B	4	0	0	0	T.FERNANDEZ SS	2	0	0	0
<b>Totals</b>	<b>33</b>	<b>4</b>	<b>8</b>	<b>4</b>	<b>Totals</b>	<b>29</b>	<b>1</b>	<b>5</b>	<b>1</b>

HUMIDITY..... 0 0 1 0 0 1 1 1 0 - 4 8 0  
 EQUINOX..... 0 0 0 0 0 0 0 1 0 - 1 5 0

HUMIDITY	IP	H	R	ER	BB	SO	HR
R.CLEMENS WIN (1-0)	9	5	1	1	3	9	1
<b>Totals</b>	<b>9</b>	<b>5</b>	<b>1</b>	<b>1</b>	<b>3</b>	<b>9</b>	<b>1</b>

EQUINOX	IP	H	R	ER	BB	SO	HR
R.MARTINEZ LOSS (3-1)	6 2/3	4	3	3	4	8	2
R.MYERS	0 1/3	1	1	1	0	0	0
S.HARRIS	2	1	0	0	1	0	0
<b>Totals</b>	<b>9</b>	<b>6</b>	<b>4</b>	<b>4</b>	<b>5</b>	<b>8</b>	<b>2</b>

LEFT ON BASE- HUMIDITY: 8 EQUINOX: 4  
 DOUBLE PLAYS- HUMIDITY: 2 EQUINOX: 1

DOUBLES- T.RAINES, B.JACOBY  
 HOME RUNS- M.McGWIIE(1st), B.SANTIAGO(1st), C.FISK(3rd)  
 STOLEN BASES- T.RAINES(1st)  
 CAUGHT STEALING- L.DYKSTRA  
 SACRIFICE FLIES- K.DANIELS  
 WALKS- T.RAINES, J.EISENREICH, B.JACKSON, M.McGWIIE, W.BOGGS, E.BURKS, J.REED, T.FERNANDEZ  
 STRIKE OUTS- T.RAINES-2, J.EISENREICH, K.DANIELS-2, B.JACKSON, M.McGWIIE, L.WHITAKER, M.McGEE-2, L.DYKSTRA, R.GANT, F.McGRIFF-2, E.BURKS, B.JACOBY, T.FERNANDEZ  
 BIP- C.RIPKEN, M.McGEE, B.JACOBY  
 BALKS- R.MARTINEZ

CHAMPIONSHIP SERIES GAME 2

HUMIDITY	AB	R	H	RBI	EQUINOX	AB	R	H	RBI
T.RAINES LF	4	0	1	0	B.McRAE RF	4	0	0	0
J.EISENREICH RF	4	0	0	0	R.GANT LF	4	0	1	0
K.DANIELS DH	2	1	0	0	E.BURKS CF	4	0	0	0
B.JACKSON CF	3	1	1	0	C.FIELDER 1B	4	0	0	0
A.D.HENDERSON CF	1	0	0	0	C.MALDONADO DH	3	1	1	1
M.McGWIIE 1B	4	1	1	3	C.FISK C	2	0	1	0
W.BOGGS 3B	3	1	1	0	B-B.PECOTA PH,SS	0	1	0	0
B.SANTIAGO C	4	0	1	1	B.JACOBY 3B	3	0	0	0
C.RIPKEN SS	4	1	1	1	J.REED 2B	3	0	1	0
L.WHITAKER 2B	4	0	0	0	T.FERNANDEZ SS	2	0	0	0
					C-M.McGEE PH	1	0	1	1
					D-T.PAGNOZZI C	0	0	0	0
<b>Totals</b>	<b>33</b>	<b>5</b>	<b>6</b>	<b>5</b>	<b>Totals</b>	<b>30</b>	<b>2</b>	<b>5</b>	<b>2</b>

A-Subbed Defensively (CF) For JACKSON In 7th Inning  
 B-Pinch Run For FISK In 8th Inning  
 C-Pinch Hit For FERNANDEZ In 8th Inning  
 D-Subbed Defensively (C ) For McGEE In 9th Inning

HUMIDITY..... 0 0 0 0 0 0 4 0 1 - 5 6 0  
 EQUINOX..... 0 0 0 0 1 0 0 1 0 - 2 5 1

HUMIDITY	IP	H	R	ER	BB	SO	HR
T.MULHOLLAND WIN (1-0)	9	5	2	2	1	3	1
<b>Totals</b>	<b>9</b>	<b>5</b>	<b>2</b>	<b>2</b>	<b>1</b>	<b>3</b>	<b>1</b>

EQUINOX	IP	H	R	ER	BB	SO	HR
J.RIJO LOSS (1-2)	6	3	3	2	5	1	1
P.MYERS	1 2/3	1	1	1	1	0	1
B.HARVEY	1 1/3	2	1	0	0	2	0
<b>Totals</b>	<b>9</b>	<b>6</b>	<b>5</b>	<b>4</b>	<b>3</b>	<b>7</b>	<b>2</b>

LEFT ON BASE- HUMIDITY: 4 EQUINOX: 2  
 DOUBLE PLAYS- HUMIDITY: 2 EQUINOX: 0

ERRORS- R.GANT  
 DOUBLES- B.JACKSON, C.FISK  
 HOME RUNS- M.McGWIIE(2nd), C.RIPKEN(1st), C.MALDONADO(1st)  
 STOLEN BASES- T.RAINES(2nd)  
 WALKS- K.DANIELS-2, W.BOGGS, C.FISK  
 STRIKE OUTS- B.JACKSON-2, D.HENDERSON, M.McGWIIE-2, W.BOGGS, C.RIPKEN, C.MALDONADO, B.JACOBY-2  
 BIP- E.BURKS, B.JACOBY

1991 VERNAL EQUINOX AT 1991 IOWA HUMIDITY

CHAMPIONSHIP SERIES GAME 3

EQUINOX	AB	R	H	RBI	HUMIDITY	AB	R	H	RBI
M.McGEE DH	5	0	2	0	T.RAINES LF	3	0	1	0
L.DYKSTRA RF	3	0	1	0	J.EISENREICH RF	4	1	2	0
R.GANT LF	4	0	0	0	K.DANIELS DH	3	1	1	0
F.McGRIFF 1B	3	1	2	0	B.JACKSON CF	4	1	2	3
E.BURKS CF	4	0	2	0	M.McGWIIE 1B	4	1	1	1
C.FISK C	3	0	0	0	W.BOGGS 3B	4	0	0	0
B.JACOBY 3B	2	0	1	1	B.SANTIAGO C	4	1	2	0
J.REED 2B	4	0	0	0	C.RIPKEN SS	3	0	1	1
T.FERNANDEZ SS	4	0	0	0	L.WHITAKER 2B	2	0	0	0
					A-L.HARRIS PH,2B	1	0	0	0
<b>Totals</b>	<b>32</b>	<b>1</b>	<b>8</b>	<b>1</b>	<b>Totals</b>	<b>32</b>	<b>5</b>	<b>10</b>	<b>5</b>

A-Pinch Hit For WHITAKER In 7th Inning

EQUINOX..... 0 0 0 0 0 1 0 0 0 - 1 8 0  
 HUMIDITY..... 0 0 0 0 0 0 1 4 - 5 10 0

EQUINOX	IP	H	R	ER	BB	SO	HR
E.HANSON LOSS	7	8	3	3	2	8	0
S.HARRIS	1	2	2	2	0	1	2
<b>Totals</b>	<b>8</b>	<b>10</b>	<b>5</b>	<b>5</b>	<b>2</b>	<b>9</b>	<b>2</b>

HUMIDITY	IP	H	R	ER	BB	SO	HR
T.CRENS	5	6	1	1	3	6	0
J.HOWELL WIN	3	1	0	0	1	4	0
B.WIGPEN	1	1	0	0	0	1	0
<b>Totals</b>	<b>9</b>	<b>8</b>	<b>1</b>	<b>1</b>	<b>4</b>	<b>11</b>	<b>0</b>

LEFT ON BASE- EQUINOX: 9 HUMIDITY: 6  
 DOUBLE PLAYS- EQUINOX: 1 HUMIDITY: 0

DOUBLES- F.McGRIFF, T.RAINES  
 TRIPLES- B.SANTIAGO  
 HOME RUNS- B.JACKSON, M.McGWIIE  
 STOLEN BASES- M.McGEE, B.JACKSON  
 CAUGHT STEALING- E.BURKS  
 SACRIFICE FLIES- B.JACOBY, C.RIPKEN  
 WALKS- L.DYKSTRA, F.McGRIFF, C.FISK, B.JACOBY, T.RAINES, K.DANIELS  
 STRIKE OUTS- M.McGEE, L.DYKSTRA, R.GANT-2, E.BURKS-2, C.FISK, J.REED, T.FERNANDEZ-3, T.RAINES, J.EISENREICH-2, K.DANIELS-2, B.JACKSON, M.McGWIIE-2, W.BOGGS  
 BIP- L.WHITAKER  
 WILD PITCHES- E.HANSON

1991 VERNAL EQUINOX AT 1991 IOWA HUMIDITY

CHAMPIONSHIP SERIES GAME 4

EQUINOX	AB	R	H	RBI	HUMIDITY	AB	R	H	RBI
M.McGEE DH	5	0	1	0	T.RAINES LF	3	2	1	0
L.DYKSTRA RF	5	1	1	0	J.EISENREICH RF	4	0	1	2
R.GANT LF	3	1	1	0	K.DANIELS DH	4	0	0	1
F.McGRIFF 1B	4	1	1	1	B.JACKSON CF	4	1	1	1
E.BURKS CF	4	0	0	1	M.McGWIIE 1B	3	0	0	0
C.FISK C	4	0	1	0	W.BOGGS 3B	3	1	1	0
B.JACOBY 3B	3	1	2	0	B.SANTIAGO C	4	1	1	0
A-H.BAINES PH	1	0	1	0	C.RIPKEN SS	1	0	0	0
B-G.GAETTI 3B	0	0	0	0	L.WHITAKER 2B	2	1	2	2
J.REED 2B	4	0	0	0					
T.FERNANDEZ SS	4	0	0	0					
<b>Totals</b>	<b>37</b>	<b>4</b>	<b>8</b>	<b>2</b>	<b>Totals</b>	<b>28</b>	<b>6</b>	<b>7</b>	<b>6</b>

A-Pinch Hit For JACOBY In 8th Inning  
 B-Subbed Defensively (3B) For BAINES In 8th Inning

EQUINOX..... 0 1 0 0 0 0 0 3 0 - 4 8 1  
 HUMIDITY..... 2 2 0 0 2 0 0 0 - 6 7 2

EQUINOX	IP	H	R	ER	BB	SO	HR
R.MARTINEZ LOSS	8	7	6	6	5	12	1
<b>Totals</b>	<b>8</b>	<b>7</b>	<b>6</b>	<b>6</b>	<b>5</b>	<b>12</b>	<b>1</b>

HUMIDITY	IP	H	R	ER	BB	SO	HR
R.CLEMENS WIN	7 1/3	7	4	1	1	10	0
B.WIGPEN SAVE	1 2/3	1	0	0	0	0	0
<b>Totals</b>	<b>9</b>	<b>8</b>	<b>4</b>	<b>1</b>	<b>1</b>	<b>10</b>	<b>0</b>

LEFT ON BASE- EQUINOX: 7 HUMIDITY: 3  
 DOUBLE PLAYS- EQUINOX: 1 HUMIDITY: 0

ERRORS- C.FISK, T.RAINES, W.BOGGS  
 DOUBLES- C.FISK, J.EISENREICH, L.WHITAKER  
 TRIPLES- B.JACOBY  
 HOME RUNS- B.JACKSON  
 STOLEN BASES- T.RAINES  
 SACRIFICE HTS- C.RIPKEN  
 WALKS- R.GANT, T.RAINES, M.McGWIIE, W.BOGGS, C.RIPKEN, L.WHITAKER  
 STRIKE OUTS- M.McGEE, L.DYKSTRA-2, R.GANT, F.McGRIFF-2, C.FISK-2, J.REED-2, T.RAINES, J.EISENREICH-2, K.DANIELS-2, B.JACKSON-2, M.McGWIIE-2, W.BOGGS-2, C.RIPKEN  
 BIP- B.SANTIAGO  
 PASSED BALLS- B.SANTIAGO

1991 SALT LAKE STRATO ALL-STARS

FIRST TEAM

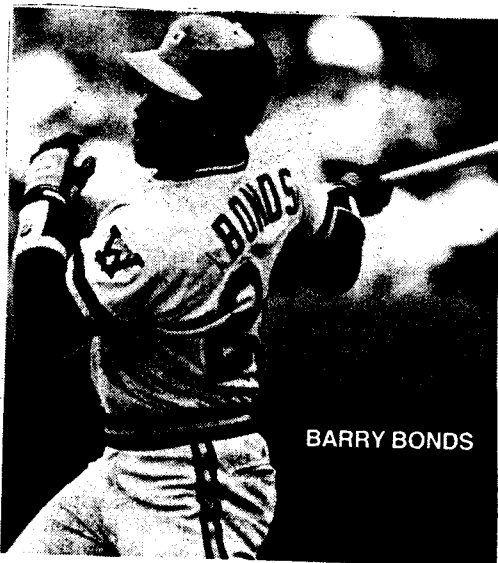
SECOND TEAM

CATCHER	PAT BORDERS, ARIZONA	BENITO SANTIAGO, IOWA
FIRST BASE	FRED MCGRIFF, VERNAL	EDDIE MURRAY, JACKSON HOLE
SECOND BASE	RYNE SANDBERG, ARIZONA	DELINO DESHIELDS, WASHINGTON
THIRD BASE	MATT WILLIAMS, ONTARIO	TRAVIS FRYMAN, NEW YORK
SHORTSTOP	BARRY LARKIN, CALIFORNIA	CAL RIPKEN, IOWA
OUTFIELD	BARRY BONDS, WASHINGTON	ANDRE DAWSON, ARIZONA
	RICKEY HENDERSON, NEW YORK	KEVIN MITCHELL, ONTARIO
	BO JACKSON, IOWA	RONNIE GANT, VERNAL
DESIGN. HIT.	KAL DANIELS, IOWA	KEVIN MAAS, GIRARD
STARTING	JOSE RIJO, VERNAL	ROGER CLEMENS, IOWA
PITCHERS	RAMON MARTINEZ, VERNAL	DENNIS MARTINEZ, WASHINGTON
	NOLAN RYAN, NEW YORK	DOUG DRABEK, ARIZONA
	JOHN TUDOR, VERNAL	DAVID WELLS, WASHINGTON
RELIEVERS	DENNIS ECKERSLEY, NEW YORK	ROB DIBBLE, ALBANY
	DAVE SMITH, ARIZONA	JEFF BRANTLEY, ONTARIO

PLAYER OF THE YEAR: BARRY BONDS, WASHINGTON

CO-PITCHERS OF THE YEAR: JOSE RIJO AND RAMON MARTINEZ, VERNAL

ROOKIE OF THE YEAR: FRANK THOMAS, ARIZONA



CATCHER	1ST	2ND	3RD	PTS
BORDERS	4	2	3	29
SANTIAGO	3	3	1	25
FISK	3	2	2	23
SLAUGHT	0	1	3	6
HEATH	0	1	0	3
PARRISH	0	1	0	3
ORTIZ	0	0	1	1

### 1991 BALLOTING

FIRST BASE	1ST	2ND	3RD	PTS
MCGRIFF	6	1	2	35
MURRAY	1	4	2	19
CLARK, J	1	2	5	16
THOMAS	1	2	0	11
STUBBS	1	1	0	8
MILLIGAN	0	0	1	1

SECOND BASE	1ST	2ND	3RD	PTS
SANDBERG	10	0	0	50
DESHIELDS	0	5	2	17
WHITAKER	0	2	1	7
ALOMAR	0	1	2	5
BACKMAN	0	1	1	4
BROWNE	0	1	1	4
LIND	0	0	2	2
SAX	0	0	1	1

THIRD BASE	1ST	2ND	3RD	PTS
WILLIAMS	7	1	1	39
FRYMAN	1	4	2	19
MAGADAN	1	3	1	15
BOGGS	1	1	0	8
WALLACH	0	1	3	6
GRUBER	0	0	1	1
JACOBY	0	0	1	1
SHEFFIELD	0	0	1	1

SHORTSTOP	1ST	2ND	3RD	PTS
LARKIN	3	5	1	31
RIPKEN	5	0	3	28
FERNANDEZ	1	3	0	14
TRAMMELL	1	2	1	12
JOHNSON	0	0	4	4
GUILLEN	0	0	1	1

DESIGN. HIT	1ST	2ND	3RD	PTS
DANIELS	5	4	1	38
MAAS	5	4	0	37
MORRIS	0	1	3	6
SMITH, L	0	1	0	3
DAVIS, G	0	0	3	3
GRIFFÉY, SR	0	0	3	3

OUTFIELD	1ST	2ND	3RD	4TH	5TH	6TH	PTS
BONDS	8	1	1	0	0	0	94
HENDERSON, R	0	5	3	1	0	0	62
JACKSON	1	2	2	2	0	0	48
DAWSON	0	2	2	4	2	0	48
MITCHELL	1	0	1	1	3	2	28
GANT	0	0	0	2	4	4	20
VAN SLYKE	0	0	1	0	1	1	9
MCREYNOLDS	0	0	0	0	0	1	1

PITCHERS	1ST	2ND	3RD	4TH	5TH	6TH	PTS
RIJO	3	2	2	2	0	1	67
MARTINEZ, R	3	1	2	0	0	1	51
RYAN	1	3	1	1	0	0	44
TUDOR	2	0	1	2	2	1	39
CLEMENS	1	1	3	0	1	1	39
MARTINEZ, D	0	3	0	1	2	1	33
DRABEK	0	0	1	1	3	3	19
WELLS	0	0	0	2	0	1	9
CONE	0	0	0	1	1	0	6
WELCH	0	0	0	0	1	0	2
SMITH, Z	0	0	0	0	0	1	1

RFI TEVERS	1ST	2ND	3RD	4TH	PTS
ECKERSLEY	8	2	0	0	94
SMITH, D	1	3	3	2	45
DIBBLE	0	3	4	1	38
BRANTLEY	0	1	2	4	19
AGUILERA	1	1	0	0	17
SMITH, L	0	0	1	1	5
HARVEY	0	0	0	1	1
THIGPEN	0	0	0	1	1

ROOKIE	1ST	2ND	3RD	PTS
THOMAS	6	3	0	39
MAAS	2	3	2	21
FRYMAN	1	2	2	13
DESHIELDS	0	1	1	4
MCDONALD	0	0	4	4

MVP	1ST	2ND	3RD	4TH	5TH	6TH	PTS
BONDS	7	1	1	0	0	0	84
HENDERSON, R	0	5	1	0	2	0	50
JACKSON	1	1	2	2	2	0	42
SANDBERG	0	1	1	2	0	3	25
MCGRIFF	1	0	1	0	2	3	23
DAWSON	0	0	1	3	2	0	22
GANT	0	1	0	1	0	0	12
THOMAS	0	0	1	1	0	2	12
MITCHELL	1	0	0	0	0	0	10
MURRAY	0	1	0	0	0	1	9
FRYMAN	0	0	1	0	0	0	6
STUBBS	0	0	1	0	0	0	6
DANIELS	0	0	0	1	1	0	6
RIPKEN	0	0	0	0	1	0	2

PITCHER	1ST	2ND	3RD	4TH	5TH	6TH	PTS
MARTINEZ, R	3	2	1	1	0	0	56
RIJO	3	0	3	2	0	0	56
ECKERSLEY	2	1	2	1	0	3	47
CLEMENS	0	2	2	1	1	0	34
RYAN	1	2	0	1	1	0	32
TUDOR	1	1	0	0	4	1	27
MARTINEZ, D	0	2	0	0	1	0	18
WELLS	0	0	1	1	0	0	10
SMITH, D	0	0	0	2	1	0	10
DRABEK	0	0	1	0	0	3	9
DIBBLE	0	0	0	1	0	1	5
CONE	0	0	0	0	1	0	2
AGUILERA	0	0	0	0	1	0	2
BRANTLEY	0	0	0	0	1	1	1

BATTING AVG (MIN 480 PA)

DYKSTRA, LENNY	356
MURRAY, EDDIE	343
THOMAS, FRANK	337
MORRIS, HAL	325
KRUK, JOHN	315
DAWSON, ANDRE	313
BONDS, BARRY	311
MAGADAN, DAVE	303
BOGGS, WADE	298
MCGRIFF, FRED	296
VAN SLYKE, ANDY	289
LARKIN, BARRY	288
ROBERTS, BIP	284
FRYMAN, TRAVIS	284
MAAS, KEVIN	283

ON BASE AVG (MIN 480 PA)

THOMAS, FRANK	450
DYKSTRA, LENNY	430
MURRAY, EDDIE	404
CLARK, JACK	402
BONDS, BARRY	393
MAGADAN, DAVE	390
MCGRIFF, FRED	386
KRUK, JOHN	381
HENDERSON, RICKEY	379
MILLIGAN, RANDY	377
BUTLER, BRETT	374
MORRIS, HAL	371
MAAS, KEVIN	370
BOGGS, WADE	370
MARTINEZ, EDGAR	366

SLUGGING PCT(MIN 480PA)

MCGRIFF, FRED	623
MAAS, KEVIN	595
BONDS, BARRY	566
MURRAY, EDDIE	564
DANIELS, KAL	549
MITCHELL, KEVIN	548
DAWSON, ANDRE	547
MORRIS, HAL	530
THOMAS, FRANK	523
JACKSON, BO	516
GANT, RONNIE	513
STUBBS, FRANKLIN	511
SANDBERG, RYNE	508
CLARK, JACK	501
HENDERSON, RICKEY	500

GAMES PLAYED

BONDS, BARRY	162
BELL, JAY	162
RIPKEN, CAL	162
LARKIN, BARRY	162
BUTLER, BRETT	161
VAN SLYKE, ANDY	161
PUCKETT, KIRBY	160
JACKSON, BO	160
MITCHELL, KEVIN	160
SMITH, OZZIE	160
WEISS, WALT	160
HENDERSON, RICKEY	159
JACOBY, BROOK	159
MILLIGAN, RANDY	159

AT BATS

DAWSON, ANDRE	665
LARKIN, BARRY	659
SANDBERG, RYNE	651
BUTLER, BRETT	647
GWYNN, TONY	647
ROBERTS, BIP	644
GANT, RONNIE	641
JACKSON, BO	637
GRIFFEY JR, KEN	637
BURKS, ELLIS	630
MITCHELL, KEVIN	628
TRAMMELL, ALAN	627
BONDS, BARRY	624
FRYMAN, TRAVIS	623
HENDERSON, RICKEY	622

HITS

DAWSON, ANDRE	208
MURRAY, EDDIE	206
BONDS, BARRY	194
LARKIN, BARRY	190
ROBERTS, BIP	183
SANDBERG, RYNE	183
THOMAS, FRANK	178
GANT, RONNIE	177
FRYMAN, TRAVIS	177
VAN SLYKE, ANDY	175
BUTLER, BRETT	175
DYKSTRA, LENNY	173
MITCHELL, KEVIN	172
HENDERSON, RICKEY	169
GRIFFEY JR, KEN	169
MAGADAN, DAVE	169

DOUBLES

BRETT, GEORGE	60
SLAUGHT, DON	48
MORRIS, HAL	41
BONDS, BARRY	40
ROBERTS, BIP	38
DAULTON, DARREN	37
REED, JODIE	37
VAN SLYKE, ANDY	37
JOHNSON, HOWARD	36
DYKSTRA, LENNY	36
MURRAY, EDDIE	36
PASQUA, DAN	35
PUCKETT, KIRBY	34
CLARK, WILL	34
DAWSON, ANDRE	33

TRIPLES

FERNANDEZ, TONY	14
SMITH, LONNIE	14
BURKS, ELLIS	14
EISIENREICH, JIM	11
SANTIAGO, BENITO	11
COLE, ALÉX	10
GWYNN, TONY	10
MORRIS, HAL	9
MACK, SHANE	9
DAVIS, GLENN	9
MAGADAN, DAVE	8
MURRAY, EDDIE	8
BONILLA, BOBBY	8
COLEMAN, VINCE	8
POLONIA, LUIS	8

HOME RUNS

JACKSON, BO	52
MITCHELL, KEVIN	46
MCGRIFF, FRED	43
DANIELS, KAL	43
MAAS, KEVIN	42
CLARK, JACK	40
MILLIGAN, RANDY	37
GANT, RONNIE	37
DAWSON, ANDRE	37
DAVIS, GLENN	37
SANDBERG, RYNE	37
BONDS, BARRY	37
HENDERSON, RICKEY	36
STUBBS, FRANKLIN	35
STRAWBERRY, DARRYL	34



RUNS	
BONDS, BARRY	118
CLARK, JACK	115
HENDERSON, RICKEY	114
GANT, RONNIE	110
VAN SLYKE, ANDY	107
JACKSON, BO	103
CANSECO, JOSE	101
SANDBERG, RYNE	99
DAWSON, ANDRE	99
MILLIGAN, RANDY	97
THOMAS, FRANK	96
MURRAY, EDDIE	96
RAINES, TIM	95
DANIELS, KAL	92
BUTLER, BRETT	91

RUNS BATTED	
BONDS, BARRY	119
MITCHELL, KEVIN	115
JACKSON, BO	115
DAWSON, ANDRE	114
MCGRIFF, FRED	111
DANIELS, KAL	108
SANDBERG, RYNE	104
MAAS, KEVIN	100
CLARK, JACK	98
STUBBS, FRANKLIN	96
BURKS, ELLIS	96
MURRAY, EDDIE	95
GANT, RONNIE	95
STRAWBERRY, DARRYL	92
WILLIAMS, MATT	92
DAVIS, GLENN	92

STOLEN BASE	
NIXON, OTIS	96
RAINES, TIM	70
HENDERSON, RICKEY	69
COLE, ALEX	61
BUTLER, BRETT	52
BONDS, BARRY	51
DESHEILDS, DELINO	41
FRANCO, JULIO	39
CANSECO, JOSE	37
WILSON, WILLIE	34
LARKIN, BARRY	32
STUBBS, FRANKLIN	29
JACKSON, BO	29
SHEFFIELD, GARY	28

BASE ON BALLS	
CLARK, JACK	134
MILLIGAN, RANDY	125
HENDERSON, RICKEY	105
THOMAS, FRANK	103
BUTLER, BRETT	99
BARFIELD, JESSE	98
BONDS, BARRY	88
CANSECO, JOSE	83
DANIELS, KAL	83
PHILLIPS, TONY	79
MAGADAN, DAVE	79
BROWNE, JERRY	78
VAN SLYKE, ANDY	75
TETTLETON, MICKEY	75
JUSTICE, DAVE	74
RAINES, TIM	74

STRIKE OUTS	
JACKSON, BO	218
CANSECO, JOSE	212
BARFIELD, JESSE	180
THOMAS, FRANK	172
WILLIAMS, MATT	166
MACK, SHANE	165
FRYMAN, TRAVIS	144
CLARK, JACK	143
DANIELS, KAL	140
JUSTICE, DAVE	138
DAVIS, ERIC	135
VAN SLYKE, ANDY	131
MAAS, KEVIN	126
BONILLA, BOBBY	121
DAVIS, GLENN	120

DOUBLE PLAYS	
BRETT, GEORGE	27
BURKS, ELLIS	24
ROBERTS, BIP	23
WILLIAMS, MATT	22
RIPKEN, CAL	20
JACOBY, BROOK	19
DAWSON, ANDRE	19
HRBEK, KENT	19
BROWNE, JERRY	18
FISK, CARLTON	18
BONILLA, BOBBY	17
FRANCO, JULIO	17
TRAMMELL, ALAN	17
GANT, RONNIE	17
MOSEBY, LLOYD	17
GRIFFEY JR, KEN	17

### PITCHING LEADERS

EARNED RUN AVERAGE	
TUDOR, JOHN	2.51
SMITH, ZANE	2.98
RIJO, JOSE	3.00
CLEMENS, ROGER	3.01
RYAN, NOLAN	3.02
DRABEK, DOUG	3.08
MARTINEZ, DENNIS	3.12
BOLTON, TOM	3.21
STEWART, DAVE	3.35
MCDONALD, BEN	3.41
DARWIN, DANNY	3.42
FERNANDEZ, SID	3.45
HURST, BRUCE	3.46
VIOLA, FRANK	3.51
MARTINEZ, RAMON	3.59

GAMES	
ECKERSLEY, DENNIS	82
BELINDA, STAN	75
SMITH, LEE	73
DIBBLE, ROB	72
HENKE, TOM	72
CRIM, CHUCK	70
BRANTLEY, JEFF	69
SWIFT, BILL	67
EICHHORN, MARK	64
THIGPEN, BOBBY	64
NUNEZ, EDWIN	63
MONTGOMERY, JEFF	63
HARRIS, GREG W	63
FREY, STEVE	62
WILSON, TREVOR	61

INNINGS PITCHED	
GOODEN, DWIGHT	337.67
RYAN, NOLAN	336.33
CLEMENS, ROGER	323.00
HURST, BRUCE	322.67
MARTINEZ, RAMON	321.33
CONE, DAVID	306.00
MARTINEZ, DENNIS	306.00
VIOLA, FRANK	300.33
WHITSON, ED	293.67
HANSON, ERIK	293.00
WELCH, BOB	291.67
DRABEK, DOUG	289.00
WITT, BOBBY	287.67
DARWIN, DANNY	279.00
SMOLTZ, JOHN	270.00

# PITCHING LEADERS

## WINS

MARTINEZ, RAMON	24
MARTINEZ, DENNIS	22
RIJO, JOSE	22
TUDOR, JOHN	22
WELCH, BOB	22
WELLS, DAVID	22
WHITSON, ED	22
CLEMENS, ROGER	21
CONE, DAVID	21
DRABEK, DOUG	21
HURST, BRUCE	20
APPIER, KEVIN	19
RYAN, NOLAN	18
FERNANDEZ, SID	17
VIOLA, FRANK	17

## LOSSES

GOODEN, DWIGHT	26
HANSON, ERIK	25
STIEB, DAVE	22
MORGAN, MIKE	19
STEWART, DAVE	19
DEJESUS, JOSE	18
SMOLTZ, JOHN	18
BOYD, OIL CAN	17
HURST, BRUCE	17
MADDUX, GREG	17
BROWN, KEVIN	16
RYAN, NOLAN	16
TAPANI, KEVIN	16
VIOLA, FRANK	16

## WINNING PCT (MIN 12 DEC.)

NUNEZ, EDWIN	846
RIJO, JOSE	786
WELLS, DAVID	786
MARTINEZ, RAMON	774
CREWS, TIM	750
ECKERSLEY, DENNIS	733
TUDOR, JOHN	733
DRABEK, DOUG	724
BOLTON, TOM	706
CONE, DAVID	677
FERNANDEZ, SID	654
SMITH, ZANE	652
MARTINEZ, DENNIS	629
WELCH, BOB	629
WHITSON, ED	629

## COMPLETE GAMES

CLEMENS, ROGER	23
HURST, BRUCE	22
RYAN, NOLAN	21
GOODEN, DWIGHT	20
MARTINEZ, RAMON	19
VIOLA, FRANK	19
MARTINEZ, DENNIS	18
STEWART, DAVE	17
CONE, DAVID	15
DRABEK, DOUG	15
DARWIN, DANNY	14
HANSON, ERIK	14
SMOLTZ, JOHN	14
WHITSON, ED	14

## SHUT OUTS

FERNANDEZ, SID	5
DRABEK, DOUG	4
FERNANDEZ, ALEX	4
MARTINEZ, DENNIS	4
CLEMENS, ROGER	3
MCDONALD, BEN	3
MANY AT	2

## SAVES

ECKERSLEY, DENNIS	37
DIBBLE, ROB	35
SMITH, DAVE	35
BRANTLEY, JEFF	32
HARVEY, BRYAN	25
THIGPEN, BOBBY	22
JONES, DOUG	21
OLSON, GREGG	20
MERCKER, KENT	18
FRASER, WILLIE	9
FREY, STEVE	9
GLEATON, J.D.	9
HONEYCUTT, RICK	9
JONES, BARRY	9
MONTGOMERY, JEFF	9

## STRIKE OUTS

RYAN, NOLAN	378
CONE, DAVID	343
GOODEN, DWIGHT	322
CLEMENS, ROGER	310
WITT, BOBBY	291
MARTINEZ, RAMON	275
HANSON, ERIK	267
FERNANDEZ, SID	238
VIOLA, FRANK	228
HURST, BRUCE	227
MARTINEZ, DENNIS	211
RIJO, JOSE	197
SMOLTZ, JOHN	187
CHARLTON, NORM	184
YOUNG, MATT	184

## BASE ON BALLS

RYAN, NOLAN	142
WITT, BOBBY	140
DEJESUS, JOSE	125
YOUNG, MATT	122
CHARLTON, NORM	120
GOODEN, DWIGHT	119
MARTINEZ, RAMON	116
MCCASKILL, KIRK	116
SMOLTZ, JOHN	112
FINLEY, CHUCK	110
WELCH, BOB	109
STIEB, DAVE	108
JOHNSON, RANDY	107
DRABEK, DOUG	104
HURST, BRUCE	104

## HOME RUNS ALLOWED

MARTINEZ, RAMON	45
HANSON, ERIK	43
MORGAN, MIKE	40
VIOLA, FRANK	37
SMOLTZ, JOHN	36
CONE, DAVID	35
HURST, BRUCE	35
APPIER, KEVIN	34
BLACK, BUD	33
PORTUGAL, MARK	33
FINLEY, CHUCK	32
MUHOLLAND, TERRY	32
BOYD, OIL CAN	31
CLEMENS, ROGER	31
JOHNSON, RANDY	31

### TEAM BATTING STATISTICS

TEAM	G	AB	R	H	2B	3B	HR	RBI	BB	HB	SO	SB	CS	GDP	S	SF	E	PCT	OBA	SLG
VERNAL	162	5698	831	1544	286	47	196	794	579	35	919	92	29	144	32	34	75	271	340	441
JACKSON HOLE	162	5426	680	1455	224	58	110	589	562		993	114	69					268	337	392
ARIZONA	162	5686	743	1518	272	49	188	719	502	31	1078	108	25	116	32	41	98	267	328	431
WASHINGTON	162	5634	818	1491	291	27	187	770	627	35	1004	254	108	103	39	33	103	265	340	425
NEW YORK	162	5632	700	1489	280	41	155	651	530	38	962	189	60	140	20	34	131	264	330	411
IOWA	162	5611	804	1443	242	37	226	760	638	27	1008	166	60	134	20	38	91	257	334	434
ONTARIO	162	5607	670	1437	225	53	133	626	483	35	1139	146	53	135	43	24	95	256	318	386
GIRARD	162	5467	714	1381	226	30	131	666	703	39	1070	123	32	109	51	44	105	253	340	377
CALIFORNIA	162	5494	600	1381	291	33	114	572	443	27	947	157	72	159	38	35	118	251	309	379
VANCOUVER	162	5717	671	1414	276	42	168	633	425	27	982	87	35	116	35	43	125	247	300	398
ALBANY	162	5383	701	1308	278	40	175	661	593	26	947	93	42	133	19	32	106	243	319	407
KENTUCKY	162	5476	606	1252	272	48	133	581	465	50	975	194	37	111	49	28	117	229	294	369

### TEAM PITCHING STATISTICS

TEAM	ERA	W	L	PCT	G	GS	CG	SH	SV	IP	H	R	ER	HR	BB	SO	WP	BK	
VERNAL	3.38	102	60	630	162	162	62	11	37	1469.00	1231	600	551	191	494	1149	12	8	
WASHINGTON	3.60	103	59	636	162	162	57	11	46	1481.33	1399	654	593	153	478	1065	48	15	DP-140
ARIZONA	3.62	93	69	574	162	162	47	12	39	1470.33	1437	647	591	130	498	843	35	14	DP-131
NEW YORK	3.72	85	77	525	162	162	39	7	39	1452.33	1328	680	600	135	574	1168	62	3	DP-119
CALIFORNIA	3.78	72	90	444	162	162	70	7	21	1449.00	1405	682	609	147	558	1046	60	21	DP-127
IOWA	3.81	93	69	574	162	162	45	7	33	1470.67	1434	678	623	166	486	1031	51	6	
JACKSON HOLE	3.87	82	80	506	162	162	25	9	31	1443	1377	668	620	153	600	906			
GIRARD	4.18	76	86	469	162	162	59	5	24	1474.33	1710	736	684	175	430	860	32	12	DP-120
VANCOUVER	4.27	65	97	401	162	162	54	8	26	1488.67	1451	798	707	167	675	1259	40	9	DP-127
KENTUCKY	4.34	66	96	407	162	162	39	3	28	1451.00	1553	780	699	160	555	840	48	10	DP-121
ALBANY	4.64	69	90	434	162	159	35	6	41	1414.67	1466	807	729	181	571	1040	43	6	DP-112
ONTARIO	4.69	65	97	401	162	162	28	6	35	1445.67	1530	829	753	166	592	961	31	5	

	G	AB	R	H	2B	3B	HR	RBI	BB	HB	SO	SB	CS	GDP	S	SF	E	PCT	OBA	SLG
ALBANY EMPIRE																				
CERONE, RICK	9	23	3	9	1	0	1	3	0	0	1	0	0	0	0	0	0	391	391	565
KRUK, JOHN	125	448	64	141	25	5	9	41	48	0	76	8	0	12	0	0	2	315	381	453
SLAUGHT, DON	140	505	57	141	48	4	12	62	51	6	65	0	0	7	1	0	18	279	352	461
CHAMBERLAIN, WES	22	72	11	20	4	1	2	6	4	0	11	1	0	0	0	0	0	278	316	444
KING, JEFF	72	172	16	47	9	3	4	22	8	0	23	0	1	10	0	3	9	273	301	430
MARTINEZ, DAVE	120	430	64	116	20	7	18	54	20	1	73	15	5	15	1	1	2	270	303	474
ORSULAK, JOE	38	52	10	14	4	0	2	12	6	0	4	1	1	3	0	2	0	269	333	462
BAERGA, CARLOS	111	397	41	103	20	5	9	49	20	3	78	0	0	9	0	3	13	259	298	403
KELLY, ROBERTO	98	275	38	67	13	1	7	30	17	2	81	14	4	7	0	1	3	244	292	375
RAY, JOHNNY	10	37	6	9	3	0	0	2	1	0	3	0	0	0	0	0	0	243	263	324
WHITEN, MARK	9	29	6	7	1	0	0	1	3	0	4	0	0	0	0	0	1	241	313	276
CALDERON, IVAN	100	319	29	77	15	2	11	49	23	0	44	20	4	14	0	5	2	241	288	404
BROWNE, JERRY	148	585	72	136	32	4	10	52	78	3	64	14	9	18	6	1	9	232	325	352
MILLIGAN, RANDY	159	535	97	124	19	3	37	91	125	3	116	0	6	10	2	5	7	232	377	486
STRAWBERRY, DARRYL	138	455	78	104	13	1	34	92	69	3	108	11	7	7	0	4	3	229	331	486
PRESLEY, JIM	51	151	17	34	9	0	7	25	11	2	30	0	1	3	0	0	0	225	287	424
LEMON, CHET	94	286	29	56	14	1	4	26	45	3	53	0	0	7	0	3	6	196	309	294
PENA, TONY	31	59	6	11	4	0	1	6	4	0	11	1	1	2	0	1	0	186	234	305
OWEN, SPIKE	138	409	46	72	18	3	2	26	56	0	72	8	3	6	9	3	10	176	274	249
SALAZAR, LUIS	12	36	1	6	3	0	0	2	0	0	8	0	0	0	0	0	1	167	167	250
ELSTER, KEVIN	52	103	10	14	3	0	5	10	4	0	21	0	0	3	0	0	4	136	168	311
GALLEGO, MIKE	1	4	0	0	0	0	0	0	0	0	1	0	0	0	0	0	0	000	000	000
FINLEY, STEVE	2	1	0	0	0	0	0	0	0	0	0	0	0	0	0	0	0	000	000	000
PITCHERS	162	0	0	0	0	0	0	0	0	0	0	0	0	0	0	0	16	000	000	000
TOTAL	162	5383	701	1308	278	40	175	661	593	26	947	93	42	133	19	32	106	243	319	407

	G	AB	R	H	2B	3B	HR	RBI	BB	HB	SO	SB	CS	GDP	S	SF	E	PCT	OBA	SLG
ARIZONA HEAT																				
THOMAS, FRANK	146	528	96	178	24	7	20	69	103	8	172	0	0	2	0	3	0	337	450	523
QUIRK, JAMIE	16	34	2	11	0	1	1	3	4	1	7	0	0	0	0	0	1	324	410	471
DAWSON, ANDRE	158	665	99	208	33	6	37	114	34	3	82	12	1	19	0	5	7	313	347	547
GAGNE, GREG	51	29	13	9	0	1	2	8	1	0	6	2	0	0	2	2	1	310	313	586
BORDERS, PAT	124	409	48	126	27	1	16	64	23	0	75	1	1	11	0	3	2	308	343	496
GREENWELL, MIKE	18	26	2	8	2	1	0	4	0	0	3	0	0	0	0	0	0	308	308	462
LEYRITZ, JIM	18	20	2	6	3	1	0	7	5	1	9	0	0	1	0	1	0	300	444	550
SANDBERG, RYNE	154	651	99	183	31	3	37	104	56	0	108	27	7	14	0	4	10	281	336	508
MARTINEZ, EDGAR	149	469	43	128	30	1	7	45	70	2	80	1	2	12	1	5	27	273	366	386
SASSER, MACKAY	65	188	12	48	7	0	3	15	7	0	23	0	0	2	0	0	4	255	282	340
THOMPSON, MILT	8	4	0	1	1	0	0	0	1	0	0	0	1	0	0	0	0	250	400	500
BONILLA, BOBBY	150	597	84	147	30	8	20	79	39	0	121	2	1	17	0	5	7	246	290	424
CANDAELE, CASEY	75	216	25	53	4	7	1	10	22	1	29	7	2	3	4	0	2	245	318	343
BREAM, SID	66	95	14	23	3	0	6	14	8	0	14	3	0	4	1	1	0	242	298	463
BOSTON, DARYL	129	486	68	116	24	1	16	48	25	6	86	17	2	4	1	3	1	239	283	391
LEMKE, MARK	107	99	10	23	8	0	0	5	8	0	10	0	0	1	0	0	5	232	290	313
HATCHER, BILLY	108	345	38	80	19	4	2	27	20	4	38	16	0	6	5	1	0	232	281	328
BELL, JAY	162	500	50	112	18	5	8	50	47	3	105	5	6	13	16	7	18	224	291	328
WALKER, LARRY	105	325	38	58	8	2	12	53	29	2	110	15	2	7	2	1	3	178	249	326
PITCHERS	162	0	0	0	0	0	0	0	0	0	0	0	0	0	0	0	10	000	000	000
TOTAL	162	5686	743	1518	272	49	188	719	502	31	1078	108	25	116	32	41	98	267	328	431

CALIFORNIA DRAGONS	G	AB	R	H	2B	3B	HR	RBI	BB	HB	SO	SB	CS	GDP	S	SF	E	PCT	OBA	SLG
DUNCAN, MARIANO	41	135	24	58	8	4	6	26	8	1	25	12	4	3	2	1	4	430	462	681
DOWNING, BRIAN	47	124	16	42	10	1	2	8	16	1	16	0	0	4	1	0	0	339	418	484
MURPHY, DALE	49	139	24	41	4	2	14	30	23	0	21	2	0	5	0	0	1	295	395	655
LARKIN, BARRY	162	659	62	190	25	5	6	65	47	7	79	32	12	16	4	7	22	288	339	369
WHITE, DEVON	41	77	13	22	7	0	2	13	3	0	14	7	1	0	1	0	0	286	313	455
BRETT, GEORGE	155	607	66	165	60	5	10	82	48	0	97	8	2	27	0	4	11	272	323	437
PUCKETT, KIRBY	160	615	65	160	34	4	12	72	44	2	97	9	7	16	0	4	8	260	310	387
PARKER, DAVE	128	428	37	108	17	4	11	41	24	3	88	1	0	15	0	1	0	252	296	388
MOLITOR, PAUL	122	380	43	95	23	2	7	46	25	0	67	13	7	10	11	1	35	250	296	376
FRANCO, JULIO	145	559	74	134	14	1	7	38	64	1	95	39	18	17	1	6	13	240	316	306
O'NIELL, PAUL	123	443	42	104	22	1	9	34	31	4	89	12	7	16	0	3	0	235	289	350
CARTER, JOE	125	450	48	105	28	0	16	51	21	3	68	15	7	12	0	2	1	233	271	402
GILKEY, BERNARD	17	22	3	5	2	1	0	2	4	0	2	4	1	1	0	0	0	227	346	409
BERGMAN, DAVE	35	36	1	8	1	0	0	1	8	0	10	0	1	1	0	0	0	222	364	250
REED, JEFF	47	141	21	30	8	0	4	13	16	0	24	0	0	5	0	3	3	213	288	355
OLIVER, JOE	88	184	15	36	14	1	1	13	10	1	43	0	0	2	9	0	2	196	241	299
BUCHELE, STEVE	91	196	19	34	8	0	4	18	22	3	41	0	0	6	8	0	4	173	267	276
MACFARLANE, MIKE	70	200	13	32	4	1	2	12	13	1	50	1	0	2	1	1	6	160	214	220
HAYES, VON	41	99	14	12	2	1	1	7	16	0	21	2	5	1	0	2	4	121	239	192
PITCHERS	162	0	0	0	0	0	0	0	0	0	0	0	0	0	0	0	4	000	000	000
TOTALS	162	5494	600	1381	291	33	114	572	443	27	947	157	72	159	38	35	118	251	309	379

GIRARD EARTHSHAKERS	G	AB	R	H	2B	3B	HR	RBI	BB	HB	SO	SB	CS	GDP	S	SF	E	PCT	OBA	SLG
GIRARDI, JOE	58	163	20	50	20	2	1	30	7	2	24	0	0	4	1	1	3	307	341	472
BELL, GEORGE	34	35	5	10	2	0	2	6	3	1	5	0	0	0	0	0	0	286	359	514
ROBERTS, BIP	157	644	85	183	38	4	7	61	52	6	83	27	3	23	6	8	7	284	339	388
MAAS, KEVIN	131	452	79	128	15	0	42	100	64	2	126	0	0	6	0	6	1	283	370	595
HAYES, CHARLIE	53	115	6	32	4	0	0	17	4	0	18	0	0	2	0	0	6	278	303	313
BUTLER, BRETT	161	647	91	175	24	7	0	37	99	10	73	52	15	9	2	4	4	270	374	329
GUILLEN, OZZIE	139	497	37	134	16	5	0	54	19	0	62	9	6	5	15	2	15	270	295	322
BIGGIO, CRAIG	127	455	48	121	21	0	6	55	37	4	85	10	2	13	5	1	6	266	326	352
ANDERSON, KENT	23	42	2	11	2	1	0	2	5	0	15	0	0	1	0	0	0	262	340	357
CLARK, JACK	146	519	115	128	10	1	40	98	134	5	143	1	0	11	0	6	15	247	402	501
ANDERSON, DAVE	40	102	8	25	3	1	0	12	6	0	17	0	0	0	1	2	2	245	282	294
DAVIDSON, MARK	40	95	8	22	3	1	0	7	6	0	16	0	0	1	0	0	2	232	277	284
MYERS, GREG	9	22	1	5	0	0	0	2	1	0	1	0	0	0	0	0	0	227	261	227
BARFIELD, JESSE	152	557	76	124	18	2	25	88	98	4	180	1	1	9	0	2	13	223	342	397
FELIX, JUNIOR	17	36	1	8	2	0	0	4	1	0	7	3	1	0	0	1	0	222	237	278
BRUNANSKY, TOM	40	105	8	23	7	1	1	10	13	0	24	0	0	1	0	0	1	219	305	333
PHILLIPS, TONY	131	409	56	88	12	4	3	33	79	5	85	9	2	9	4	4	3	215	346	286
DORAN, BILLY	108	293	45	63	19	1	3	22	57	0	65	8	2	5	0	2	5	215	341	317
VENTURA, ROBIN	98	252	19	48	9	0	1	26	17	0	31	1	0	10	17	4	16	190	238	238
CARREON, MARK	10	26	4	3	1	0	0	2	1	0	10	0	0	0	0	1	0	115	143	154
STEVENS, LEE	2	0	0	0	0	0	0	0	0	0	0	0	0	0	0	0	0	000	000	000
HUDLER, REX	3	1	0	0	0	0	0	0	0	0	0	2	0	0	0	0	0	000	000	000
PITCHERS	162	0	0	0	0	0	0	0	0	0	0	0	0	0	0	0	6	000	000	000
TOTALS	162	5467	714	1381	226	30	131	666	703	39	1070	123	32	109	51	44	105	253	340	377

IOWA HUMIDITY	G	AB	R	H	2B	3B	HR	RBI	BB	HB	SO	SB	CS	GDP	S	SF	E	PCT	OBA	SLG
DYKSTRA, LENNY	44	139	30	58	9	2	2	24	26	5	8	13	5	3	0	2	3	417	517	554
KARKOVICE, ROM	20	34	6	11	2	0	1	3	3	0	7	0	0	0	7	0	0	324	378	471
HENDERSON, DAVE	86	217	40	69	16	0	16	44	19	0	40	3	1	5	1	0	3	318	373	613
SABO, CHRIS	61	181	27	57	11	0	12	44	17	3	26	8	5	2	0	3	0	315	377	575
EISENREICH, JIM	87	312	37	95	17	11	4	46	23	0	40	3	3	6	0	2	1	304	350	468
BOGGS, WADE	130	433	57	129	29	5	6	50	52	0	45	0	0	10	2	4	16	298	370	430
SANTIAGO, BENITO	139	521	61	138	14	11	15	70	32	1	82	9	8	15	2	6	13	265	305	420
HARRIS, LENNY	14	23	1	6	0	0	0	2	1	0	1	1	2	0	0	1	1	261	280	261
DANIELS, KAL	140	517	92	132	21	1	43	108	83	4	140	3	0	11	1	3	0	255	361	549
PARENT, MARK	16	48	2	12	3	0	1	2	4	0	11	0	0	0	0	0	0	250	308	375
JACKSON, BO	160	637	103	155	16	1	52	115	64	2	218	29	10	8	0	1	16	243	314	516
RAINES, TIM	147	605	95	147	19	4	8	37	74	2	77	70	17	13	0	3	6	243	326	327
RIPKEN, CAL	162	596	70	144	27	0	23	72	51	2	71	4	0	20	3	4	0	242	302	403
DEER, ROB	36	87	13	21	4	0	7	15	16	0	29	0	0	4	0	0	6	241	359	529
MORRIS, HAL	5	17	0	4	1	0	0	3	1	0	4	1	0	1	0	1	0	235	263	294
WHITAKER, LOU	142	424	64	98	28	1	13	45	53	0	71	2	1	12	0	2	4	231	315	394
GANTNER, JIM	48	132	20	30	0	1	0	6	17	1	20	3	1	3	2	2	3	227	316	242
GRACE, MARK	64	176	15	37	5	0	1	11	20	1	13	4	3	5	0	0	2	210	294	256
JAVIER, STAN	41	111	15	23	3	0	0	3	17	0	15	10	3	0	2	0	0	207	313	234
MCGWIRE, MARK	107	384	55	76	17	0	22	60	64	6	88	1	0	16	0	4	6	198	319	414
FELDER, MIKE	5	16	1	1	0	0	0	0	0	0	1	2	0	0	0	0	0	063	063	063
SNYDER, CORY	1	0	0	0	0	0	0	0	0	0	0	0	0	0	0	0	0	000	000	000
SPIERS, BILL	1	0	0	0	0	0	0	0	0	0	0	0	1	0	0	0	0	000	000	000
SKINNER, JOEL	3	1	0	0	0	0	0	0	1	0	1	0	0	0	0	0	0	000	500	000
PITCHERS	162	0	0	0	0	0	0	0	0	0	0	0	0	0	0	0	11	000	000	000
TOTALS	162	5611	804	1443	242	37	226	760	638	27	1008	166	60	134	20	38	91	257	334	434

JACKSON HOLE GUIDES	G	AB	R	H	2B	3B	HR	RBI	BB	HB	SO	SB	CS	GDP	S	SF	E	PCT	OBA	SLG
MURRAY, EDDIE	148	601	96	206	36	8	27	95	62		86	0	1					343	404	564
MORRIS, HAL	92	310	51	104	29	8	6	34	29		42	6	4					335	392	539
MAGADAN, DAVE	147	557	85	169	19	8	9	63	79		99	0	1					303	390	415
POLONIA, LOUIS	102	399	55	121	6	8	1	38	16		50	15	6					303	330	366
RIPKEN, BILLY	56	184	8	54	10	1	0	12	11		27	1	0					293	333	359
COLEMAN, VINCE	79	252	28	69	7	8	2	27	19		60	23	24					274	325	389
ALONAR, ROBERTO	126	480	50	131	22	5	3	57	29		83	13	7					273	314	358
WEISS, WALT	160	534	51	137	15	2	3	45	48		63	4	6					257	318	309
MEULENS, HENSLEY	43	139	9	35	10	1	4	18	7		40	0	0					252	288	424
COTTO, HENRY	81	172	21	42	3	1	5	23	15		34	9	4					244	305	360
VALLE, DAVE	76	188	27	45	12	0	6	22	31		21	0	0					239	347	399
WILSON, WILLIE	135	518	70	122	15	4	4	37	49		105	34	11					236	302	303
GWYNN, CHRIS	12	27	4	6	1	0	1	2	3		5	0	0					222	300	370
TETTON, MICKEY	106	307	46	66	16	0	12	30	75		114	0	1					215	369	384
JUSTICE, DAVE	144	560	65	112	19	4	24	76	74		138	8	4					200	293	377
BICHETTE, DANTE	24	83	1	16	0	0	1	6	2		11	1	0					193	212	229
PAGLIARULO, MIKE	28	79	12	15	3	0	2	3	11		14	0	0					190	289	304
PENDLETON, TERRY	10	29	1	5	1	0	0	0	2		1	0	0					172	226	207
RAMOS, DOMINGO	3	5	0	0	0	0	0	0	0		0	0	0					000	000	000
O'BRIEN, CHARLIE	4	2	0	0	0	0	0	1	0		0	0	0					000	000	000
PITCHERS	162	0	0	0	0	0	0	0	0	0	0	0	0					000	000	000
TOTALS	162	5426	680	1455	224	58	110	589	562		993	114	69					268	337	392

KENTUCKY K-9'S	G	AB	R	H	2B	3B	HR	RBI	BB	HB	SO	SB	CS	GDP	S	SF	E	PCT	OBA	SLG
JAMES, CHRIS	59	151	20	49	14	0	5	21	7	1	25	2	1	3	0	0	0	325	358	517
VILLANUEVA, HECTOR	43	92	14	25	2	0	8	18	5	1	19	1	0	3	0	0	9	272	316	554
CLARK, WILL	147	581	81	157	34	3	20	75	55	5	95	7	1	12	2	5	13	270	336	442
DAULTON, DARREN	117	396	40	99	37	1	8	44	45	2	70	4	0	7	2	1	5	250	329	409
GWYNN, TONY	153	647	52	160	29	10	2	56	27	0	77	14	4	7	9	3	6	247	276	332
FLETCHER, SCOTT	125	396	23	90	16	3	2	30	30	3	69	0	1	7	13	1	10	227	286	298
NIXON, OTIS	108	353	45	79	9	1	0	15	53	0	76	96	9	5	3	2	5	224	324	255
SIERRA, RUEBEN	59	179	13	40	7	2	2	17	8	0	27	0	0	7	0	0	2	223	257	318
JOHNSON, HOWARD	158	592	75	128	36	6	17	73	59	0	114	22	6	11	0	3	26	216	286	383
DEVEREAUX, MIKE	97	269	23	58	13	0	4	20	29	0	45	9	4	11	12	0	8	216	292	309
GRUBER, KELLY	151	566	79	122	28	2	21	61	42	12	104	5	2	15	1	5	15	216	282	383
DAVIS, GLENN	149	547	80	117	23	9	37	92	59	23	120	14	5	11	0	2	0	214	315	492
LANKFORD, RAY	36	127	14	27	5	2	5	14	10	0	37	4	0	2	0	1	0	213	268	402
MELVIN, BOB	47	116	6	22	2	0	1	5	3	0	24	0	0	2	1	0	3	190	210	233
DASCENZO, DOUG	95	277	23	52	12	7	1	27	13	1	35	13	4	4	5	3	0	188	224	292
HUSON, JEFF	46	114	13	18	4	0	0	9	15	2	25	2	0	2	1	0	3	158	267	193
LEE, MANNY	24	60	3	9	1	2	0	4	3	0	11	1	0	1	0	2	3	150	185	233
YELDING, ERIC	5	4	1	0	0	0	0	0	1	0	1	0	0	1	0	0	0	000	200	000
WORTHINGTON, CRAIG	5	9	1	0	0	0	0	0	1	0	1	0	0	0	0	0	0	000	100	000
PITCHERS	162	0	0	0	0	0	0	0	0	0	0	0	0	0	0	0	9	000	000	000
TOTALS	162	5476	606	1252	272	48	133	581	465	50	975	194	37	111	49	28	117	229	294	369

NEW YORK KNIGHTS	G	AB	R	H	2B	3B	HR	RBI	BB	HB	SO	SB	CS	GDP	S	SF	E	PCT	OBA	SLG
OLSON, GREG	43	118	16	39	10	1	3	13	6	2	14	0	2	4	0	0	0	331	373	508
HEATH, MIKE	118	380	39	123	31	2	5	31	13	6	74	8	8	14	1	1	9	324	355	455
WALTON, JEROME	63	125	20	37	7	0	0	5	16	1	18	7	3	0	0	1	3	296	378	352
FRYMAN, TRAVIS	154	623	73	177	26	2	21	62	36	3	144	14	3	14	0	2	35	284	325	433
SAX, STEVE	129	402	48	111	16	0	6	50	10	2	36	22	8	4	7	1	10	276	296	361
HENDERSON, RICKEY	159	622	114	169	28	3	36	90	105	4	93	69	14	13	0	3	9	272	379	500
MOSEBY, LLOYD	128	405	65	110	24	6	13	46	36	2	78	12	3	17	0	2	1	272	333	457
SMITH, LONNIE	157	607	78	160	29	14	11	78	72	8	101	19	3	6	3	6	0	264	346	412
TRAWELL, ALAN	154	627	68	161	24	1	14	67	66	0	84	23	9	17	4	3	13	257	326	365
PASQUA, DAN	120	384	46	95	35	3	13	46	32	2	105	0	0	8	1	3	17	247	306	456
WINFIELD, DAVE	98	276	27	68	11	3	6	41	30	0	43	0	1	11	0	5	0	246	315	373
HRBEK, KENT	138	518	57	123	20	1	20	69	63	5	79	7	0	19	0	1	6	237	325	396
MARSHALL, MIKE	12	34	2	8	2	1	0	0	1	1	8	0	0	0	0	0	0	235	278	353
REYNOLDS, R.J.	51	90	15	21	3	1	0	9	13	0	17	4	3	2	0	2	2	233	324	289
RANDOLPH, WILLIE	60	153	10	34	3	3	0	16	11	1	14	3	2	5	4	3	4	222	274	281
LAVALLIERE, MIKE	53	126	8	27	3	0	2	11	16	1	14	0	0	3	0	1	3	214	306	286
THON, DICKIE	5	14	1	3	0	0	0	0	1	0	2	1	1	0	0	0	1	214	267	214
TEUFEL, TIM	46	119	12	23	8	0	5	17	3	0	36	0	0	3	0	0	2	193	213	387
RILES, ERNEST	2	8	0	0	0	0	0	0	0	0	2	0	0	0	0	0	0	000	000	000
RIVERA, LUIS	1	1	1	0	0	0	0	0	0	0	0	0	0	0	0	0	0	000	000	000
PITCHERS	162	0	0	0	0	0	0	0	0	0	0	0	0	0	0	0	16	000	000	000
TOTALS	162	5632	700	1489	280	41	155	651	530	38	962	189	60	140	20	34	131	264	330	411

ONTARIO OWLS	G	AB	R	H	2B	3B	HR	RBI	BB	HB	SO	SB	CS	GDP	S	SF	E	PCT	OBA	SLG
SEITZER, KEVIN	2	2	0	1	0	0	0	1	0	0	0	0	0	0	0	0	0	500	500	500
TARTABULL, DANNY	14	22	3	10	0	0	0	1	5	0	6	1	0	0	0	0	1	455	556	455
ORTIZ, JUNIOR	102	355	26	107	10	3	0	33	19	3	52	0	1	11	1	2	4	301	340	346
BACKMAN, WALLY	115	393	52	111	29	6	4	41	46	2	71	11	4	5	3	0	3	282	361	417
PALMEIRO, RAFAEL	108	401	49	110	26	2	6	46	25	2	50	1	2	12	0	2	5	274	319	394
MITCHELL, KEVIN	160	628	85	172	24	5	46	115	60	2	117	7	9	14	0	4	7	274	337	548
COLE, ALEX	108	379	62	102	12	10	0	29	39	0	74	61	12	4	0	1	7	269	337	354
QUINTANA, CARLOS	37	85	8	22	0	0	0	4	12	0	18	0	1	4	2	0	0	259	351	259
DAVIS, ALVIN	91	277	37	71	13	1	6	26	34	4	39	0	0	10	0	2	2	256	344	375
BLAUSER, JEFF	147	502	55	125	28	4	3	32	40	5	117	2	4	14	3	1	21	249	310	339
WILLIAMS, MATT	157	618	78	153	24	6	29	92	33	6	166	6	1	22	0	5	24	248	290	447
MACK, SHANE	151	590	69	144	12	9	5	68	53	7	165	24	8	9	12	2	7	244	313	320
JAVIER, STAN	92	333	40	81	10	2	4	29	37	0	69	12	2	5	5	1	0	243	318	321
GRISSON, MARQUIS	25	50	7	12	4	0	0	4	7	0	10	4	1	0	1	0	0	240	333	320
SOSA, SAMMY	87	197	31	47	7	4	11	25	7	1	52	9	3	5	0	1	5	239	267	482
BAINES, HAROLD	36	108	11	25	1	0	5	11	15	0	23	0	0	5	0	0	0	231	325	380
THOMPSON, ROBBIE	102	293	35	67	11	1	12	41	30	3	76	4	3	4	11	1	4	229	306	396
SURHOFF, B.J.	89	265	17	57	13	0	2	24	16	0	26	4	2	8	3	1	4	215	259	287
FERMIN, FELIX	36	64	5	13	1	0	0	3	3	0	5	0	0	2	2	1	1	203	235	219
SEGUI, DAVE	7	21	0	4	0	0	0	1	2	0	2	0	0	0	0	0	0	190	261	190
VIZQUEL, OMAR	20	23	0	3	0	0	0	0	0	0	1	0	0	1	0	0	0	130	130	130
DECKER, STEVE	1	1	0	0	0	0	0	0	0	0	0	0	0	0	0	0	0	000	000	000
PITCHERS	162	0	0	0	0	0	0	0	0	0	0	0	0	0	0	0	14	000	000	000
TOTALS	162	5607	670	1437	225	53	133	626	483	35	1139	146	53	135	43	24	95	256	318	386

VANCOUVER MOUNTIES	G	AB	R	H	2B	3B	HR	RBI	BB	HB	SO	SB	CS	GDP	S	SF	E	PCT	OBA	SLG
JOYNER, WALLY	82	241	32	72	18	0	6	32	28	0	29	1	0	4	2	2	3	299	369	448
LIND, JOSE	137	497	49	139	30	6	0	36	15	0	63	4	0	2	8	1	6	280	300	364
JOHNSON, LANCE	65	170	16	47	5	3	0	18	7	0	21	5	4	7	0	1	7	276	303	341
DAUGHERTY, JACK	95	319	43	85	24	3	8	31	19	2	45	0	0	4	0	2	5	266	310	436
ZEILE, TODD	39	113	11	30	8	3	1	14	12	1	14	2	0	2	0	1	5	265	339	416
GRIPPEY JR, KEN	156	637	87	169	30	7	18	69	52	5	105	19	3	17	0	5	10	265	323	419
MCREYNOLDS, KEVIN	141	521	81	137	16	1	31	87	58	0	59	7	2	10	1	8	1	263	332	476
PARRISH, LANCE	132	441	43	114	17	0	18	63	39	2	115	1	1	9	1	1	13	259	321	420
PALMEIRO, RAFAEL	35	129	12	33	4	2	1	13	2	1	14	0	0	4	0	4	2	256	265	341
WALLACE, TIM	156	592	64	148	31	3	20	62	44	3	84	7	9	13	1	5	20	250	303	414
DUNSTON, SHAWON	144	468	48	110	17	7	11	42	7	1	74	13	5	11	12	2	13	235	247	372
DAVIS, ERIC	138	547	89	122	27	4	25	58	73	5	135	17	5	9	2	3	2	223	318	424
JOSE, FELIX	31	64	9	14	4	0	2	7	2	3	17	2	0	1	0	0	0	219	275	375
HARPER, BRIAN	106	356	22	77	24	0	3	25	8	3	43	0	0	6	0	2	15	216	238	309
HORN, SAM	75	229	35	46	5	1	18	41	26	0	62	0	1	8	0	3	0	201	279	467
CLARK, JERALD	22	46	4	9	1	0	3	8	2	0	8	0	0	4	0	0	0	196	229	413
SCHOFIELD, DICK	40	115	8	22	1	0	0	7	14	0	36	0	0	2	5	0	8	191	279	200
OQUENDO, JOSE	39	80	8	15	3	0	0	2	12	0	10	0	0	2	1	0	1	188	293	225
GONZALEZ, JUAN	39	90	3	16	7	2	1	14	4	1	23	0	0	1	0	2	0	178	216	333
SAMUEL, JUAN	45	62	7	9	4	0	2	4	1	0	25	9	5	0	2	1	0	145	156	306
PITCHERS	162	0	0	0	0	0	0	0	0	0	0	0	0	0	0	0	14	000	000	000
TOTAL	162	5717	671	1414	276	42	168	633	425	27	982	87	35	116	35	43	125	247	300	398



VERNAL EQUINOX	G	AB	R	H	2B	3B	HR	RBI	BB	HB	SO	SB	CS	GDP	S	SF	E	PCT	OBA	SLG
DYKSTRA, LENNY	94	347	50	115	27	1	3	48	31	3	29	7	3	2	0	1	3	331	390	441
SHARPERSON, MIKE	66	138	29	45	6	2	2	15	17	1	11	2	1	4	2	0	10	326	404	442
BAINES, HAROLD	40	84	13	27	4	0	2	12	14	0	17	0	0	3	0	0	0	321	418	440
MORRIS, HAL	36	137	20	43	11	1	6	21	5	0	8	3	1	8	0	2	1	314	333	540
FIELDER, CECIL	89	208	54	64	12	0	24	45	52	1	60	0	0	1	0	0	4	308	448	712
WALDONADO, CANDY	62	199	29	59	8	0	15	32	15	3	43	1	0	6	0	0	0	296	355	563
MCGRIFF, FRED	138	456	81	135	16	2	43	111	70	1	94	4	1	7	0	6	6	296	386	623
MCGEE, WILLIE	110	410	56	119	26	4	2	58	32	0	69	14	4	6	0	3	0	290	339	388
GANT, RONNIE	156	641	110	177	31	5	37	95	61	0	113	22	5	17	1	6	10	276	336	513
FISK, CARLTON	148	522	72	142	21	0	17	64	57	11	83	6	0	18	0	1	4	272	355	410
FERNANDEZ, TONY	155	461	74	122	16	14	5	52	42	8	73	11	6	9	1	0	8	265	337	393
JACOBY, BROOK	159	543	70	137	20	1	11	47	67	2	68	0	1	19	7	3	5	252	335	354
GONZALES, RENE	4	4	1	1	1	0	0	1	0	0	0	0	0	0	0	0	0	250	250	500
MCRAE, BRIAN	88	251	32	62	4	2	1	22	15	0	38	9	3	5	1	0	0	247	289	291
PAGNOZZI, TOM	27	54	5	13	6	0	0	2	0	1	12	0	0	0	0	0	0	241	255	352
BURKS, ELLIS	153	630	75	146	28	14	25	96	37	0	111	7	3	24	1	6	3	232	272	440
LAKE, STEVE	30	13	1	3	0	0	0	4	1	0	2	0	0	0	1	0	0	231	286	231
REED, JODIE	144	434	43	99	37	0	2	48	51	4	55	2	0	10	16	2	6	228	314	327
PECOTA, BILL	51	128	10	28	10	0	1	19	9	0	21	3	0	4	2	3	2	219	264	320
EISENREICH, JIM	25	21	1	4	0	0	0	0	3	0	5	0	1	0	0	0	0	190	292	190
GONZALEZ, JOSE	15	17	5	3	2	1	0	2	0	0	7	1	0	1	0	1	0	176	167	412
PITCHERS	162	0	0	0	0	0	0	0	0	0	0	0	0	0	0	0	13	000	000	000
TOTAL	162	5698	831	1544	286	47	196	794	579	35	919	92	29	144	32	34	75	271	340	441

WASHINGTON GENERALS	G	AB	R	H	2B	3B	HR	RBI	BB	HB	SO	SB	CS	GDP	S	SF	E	PCT	OBA	SLG
DUCEY, ROB	25	33	2	12	2	0	0	9	4	1	13	0	0	0	0	0	0	364	447	424
GRIFFEY SR, KEN	114	357	50	128	9	1	15	72	47	0	36	2	3	6	0	2	0	359	431	515
GUERRERO, PEDRO	41	98	14	33	9	0	3	16	6	0	21	0	0	1	0	0	1	337	375	520
ALOWAR, SANDY	82	235	25	78	15	0	3	27	10	2	22	2	3	4	5	1	4	332	363	434
JONES, RON	20	60	8	19	3	0	3	6	7	0	7	0	0	1	0	0	0	317	388	517
BONDS, BARRY	162	624	118	194	40	4	37	119	88	2	98	51	13	11	0	8	8	311	393	566
VAN SLYKE, ANDY	161	605	107	175	37	7	22	91	75	0	131	22	8	11	6	5	8	289	365	483
STUBBS, FRANKLIN	152	538	86	142	26	1	35	96	56	0	114	29	9	12	5	0	8	264	333	511
DESHEILDS, DELINO	141	528	80	137	27	3	9	42	50	6	94	41	15	11	1	1	6	259	330	373
SHEPFIELD, GARY	138	504	64	129	31	3	5	59	45	3	71	28	12	11	5	4	26	256	318	359
STILLWELL, KIRT	11	12	3	3	0	0	0	1	1	0	1	0	0	1	0	0	0	250	308	250
YOUNT, ROBIN	54	92	15	23	0	0	1	9	14	2	17	5	6	1	0	0	1	250	361	283
BUHNER, JAY	66	158	23	38	13	0	10	29	16	3	39	0	2	3	0	1	2	241	320	513
SCIOSCIA, MIKE	109	326	39	74	21	0	8	32	35	8	40	2	1	4	0	3	4	227	315	365
SMITH, OZZIE	160	528	47	115	20	3	0	45	60	1	53	27	16	15	14	3	14	218	297	267
CANSECO, JOSE	153	589	101	125	11	2	33	86	83	5	212	37	17	6	1	2	2	212	314	406
JEFFRIES, GREG	41	123	10	25	8	0	2	10	7	1	15	1	1	4	0	1	2	203	250	317
REYNOLDS, HAROLD	99	191	23	38	18	3	1	20	18	0	19	7	2	1	1	2	7	199	265	340
EVANS, DWIGHT	5	7	1	1	0	0	0	0	1	0	0	0	0	0	0	0	0	143	250	143
STEINBACH, TERRY	14	26	2	2	1	0	0	1	4	1	1	0	0	0	1	0	1	077	226	115
PITCHERS	162	0	0	0	0	0	0	0	0	0	0	0	0	0	0	0	9	000	000	000
TOTAL	162	5634	818	1491	291	27	187	770	627	35	1004	254	108	103	39	33	103	265	340	425

ALBANY EMPIRE	ERA	W	L	PCT	G	GS	CG	SH	SV	IP	H	R	ER	HR	BB	SO	WP	BK
SMITH, LEE	2.37	8	3	.727	73	0	0	0	5	129.00	113	45	34	10	35	124	1	0
DIBBLE, ROB	2.48	4	6	.400	72	0	0	0	35	94.33	75	33	26	7	47	113	6	2
ASSENWACHER, PAUL	4.37	1	2	.333	52	0	0	0	1	105.00	105	57	51	19	39	103	3	0
MADDOX, GREG	4.67	9	17	.346	31	31	9	2	0	215.67	247	118	112	21	72	127	1	1
BLACK, BUD	4.89	13	15	.464	32	32	7	0	0	208.00	192	116	113	33	84	87	9	1
BROWN, KEVIN	5.16	10	16	.385	32	32	8	0	0	221.67	270	138	127	30	76	107	10	0
LANGSTON, MARK	5.35	12	15	.444	31	31	7	1	0	197.00	214	133	117	27	95	168	6	0
PLESAC, DAN	5.35	0	1	.000	29	0	0	0	0	38.67	46	26	23	3	16	36	1	0
JOHNSON, RANDY	5.52	12	15	.444	33	33	4	0	0	205.33	204	141	126	31	107	175	6	2
TOTALS	4.64	69	90	.434	162	159	35	6	41	1414.67	1466	807	729	181	571	1040	43	6

ARIZONA HEAT	ERA	W	L	PCT	G	GS	CG	SH	SV	IP	H	R	ER	HR	BB	SO	WP	BK
SMITH, DAVE	1.88	3	9	.250	59	0	0	0	35	71.67	46	18	15	4	22	63	3	6
SCHATZEDER, DAN	2.31	1	5	.167	32	2	0	0	1	70.00	72	22	18	5	22	35	0	1
CRIM, CHUCK	3.07	5	4	.556	70	0	0	0	3	114.33	120	42	39	5	27	52	0	1
DRABEK, DOUG	3.08	21	8	.724	38	38	15	4	0	289.00	247	112	99	26	104	162	10	0
RADINSKY, SCOTT	3.26	5	1	.833	50	0	0	0	0	38.67	36	14	14	3	19	35	3	0
WHITSON, ED	3.62	22	13	.629	39	39	14	2	0	293.67	286	123	118	22	68	160	1	0
GREENE, TOMMY	3.66	1	1	.500	5	2	1	0	0	19.67	10	9	8	2	13	8	0	0
FINLEY, CHUCK	4.28	15	13	.536	38	38	8	1	0	254.67	269	134	121	32	110	175	13	0
FERNANDEZ, ALEX	4.30	8	7	.533	19	19	4	4	0	113.00	120	59	54	9	53	79	2	0
KING, ERIC	4.52	8	8	.500	24	24	5	0	0	161.33	182	87	81	15	49	58	2	6
NELSON, GENE	4.87	4	0	1.000	34	0	0	0	0	44.33	49	27	24	7	11	16	1	0
TOTALS	3.62	93	69	.574	162	162	47	12	39	1470.33	1437	647	591	130	498	843	35	14

CALIFORNIA DRAGONS	ERA	W	L	PCT	G	GS	CG	SH	SV	IP	H	R	ER	HR	BB	SO	WP	BK
HIGUERA, TEDDY	3.12	3	1	.750	6	6	0	0	0	43.33	47	15	15	5	19	26	1	0
STEWART, DAVE	3.35	11	19	.367	34	34	17	1	0	263.00	247	106	98	18	85	178	3	0
WHITEHURST, WALLY	3.43	2	4	.333	45	0	0	0	6	60.33	64	29	23	6	15	41	2	0
COMSTOCK, KEITH	3.44	1	2	.333	30	0	0	0	5	36.67	33	15	14	3	12	36	1	1
HURST, BRUCE	3.46	20	17	.541	41	41	22	2	0	322.67	302	137	124	35	104	227	9	2
CHARLTON, NORM	3.80	14	13	.519	30	28	11	1	0	220.33	212	112	93	23	120	184	10	4
ANDERSEN, LARRY	4.07	3	6	.333	52	0	0	0	8	84.00	93	45	38	13	35	82	5	0
FRANCO, JOHN	4.23	1	2	.333	34	0	0	0	2	61.67	60	32	29	9	22	54	7	4
ARMSTRONG, JACK	4.40	9	15	.375	29	27	10	0	0	176.00	178	93	86	10	76	117	10	9
HARKEY, MIKE	4.43	8	11	.421	26	26	10	0	0	181.00	169	98	89	25	70	101	12	1
TOTALS	3.78	72	90	.444	162	162	70	7	21	1449.00	1405	682	609	147	558	1046	60	21

GIRARD EARTHSHAKERS	ERA	W	L	PCT	G	GS	CG	SH	SV	IP	H	R	ER	HR	BB	SO	WP	BK
WARD, DUANE	1.17	1	1	500	6	0	0	0	1	7.67	3	1	1	0	0	9	0	0
HONEYCUTT, RICK	2.52	2	4	333	32	0	0	0	9	35.67	31	11	10	1	11	26	4	0
SMITH, ZANE	2.98	15	8	652	34	24	11	0	1	217.33	207	85	72	16	52	123	1	0
FRASER, WILLIE	3.34	3	3	500	44	0	0	0	9	62.00	53	26	23	9	17	20	2	0
DARWIN, DANNY	3.42	14	15	483	33	33	14	2	0	279.00	227	114	106	28	59	131	0	5
VIOLA, FRANK	3.51	17	16	515	39	39	19	1	0	300.33	383	125	117	37	90	228	17	0
MORGAN, MIKE	4.58	12	19	387	38	38	10	1	0	261.33	391	140	133	40	72	129	4	2
BURKE, TIM	5.56	2	3	400	36	0	0	0	4	56.67	78	39	35	8	29	28	1	2
BURKETT, JOHN	6.11	7	13	350	26	26	5	1	0	159.00	232	115	108	18	49	84	0	3
OLIVERES, FRANCISCO	6.53	3	2	600	31	0	0	0	0	70.33	74	52	51	13	37	60	1	0
HARRIS, REGGIE	7.56	0	1	000	7	0	0	0	0	16.67	15	14	14	3	9	16	2	0
DELEON, JOSE	12.28	0	1	000	2	2	0	0	0	7.33	12	10	10	1	4	5	0	0
WILLIAMS, MITCH	36.00	0	0	---	1	0	0	0	0	1.00	4	4	4	1	1	1	0	0

TOTALS 4.18 76 86 469 162 162 59 5 24 1474.33 1710 736 684 175 430 860 32 12

IOWA HUMIDITY	ERA	W	L	PCT	G	GS	CG	SH	SV	IP	H	R	ER	HR	BB	SO	WP	BK
AGUILERA, RICK	1.83	7	4	636	60	0	0	0	6	83.67	56	18	17	5	21	94	5	0
THIGPEN, BOBBY	2.49	4	2	667	64	0	0	0	22	76.00	64	22	21	5	24	67	3	0
CREWS, TIM	2.85	12	4	750	44	15	4	2	2	161.33	139	53	51	17	41	111	2	0
MYERS, RANDY	2.91	1	3	250	22	0	0	0	1	34.00	27	12	11	3	16	46	2	0
CLEMENS, ROGER	3.01	21	14	600	41	41	23	3	0	323.00	280	124	108	31	82	310	8	0
BOLTON, TOM	3.21	12	5	706	27	23	4	0	0	174.00	167	68	62	12	68	76	2	1
MUHOLLAND, TERRY	4.21	10	6	625	29	26	6	1	0	201.00	202	100	94	32	51	62	5	0
BOYD, OIL CAN	4.40	9	12	429	25	25	7	1	0	165.67	179	90	81	22	55	87	4	3
HOWELL, JAY	4.75	7	6	538	57	0	0	0	2	89.00	107	50	47	8	32	76	9	2
PEREZ, MELIDO	6.53	3	3	500	6	6	0	0	0	30.33	30	25	22	3	25	19	2	0
ERICKSON, SCOTT	6.63	1	3	250	9	9	0	0	0	38.00	54	29	28	7	22	18	4	0
AGOSTO, JUAN	6.75	2	0	1000	6	0	0	0	0	6.67	8	7	5	1	3	5	1	0
MCDOWELL, JACK	7.50	3	7	300	15	15	1	0	0	78.00	100	69	65	16	44	52	4	0
MCGAFFIGAN, ANDY	9.00	1	0	1000	3	1	0	0	0	7.00	12	7	7	2	2	5	0	0
SAMPEN, BILL	12.00	0	0	---	1	1	0	0	0	3.00	9	4	4	2	0	3	0	0

TOTALS 3.81 93 69 574 162 162 45 7 33 1470.67 1434 678 623 166 486 1031 51 6

JACKSON HOLE GUIDES	ERA	W	L	PCT	G	GS	CG	SH	SV	IP	H	R	ER	HR	BB	SO	WP	BK
GUETTERMAN, LEE	2.07	6	4	600	50	0	0	0	2	87.00	72	22	20	6	28	44		
JONES, DOUG	2.62	5	5	500	60	0	0	0	21	92.67	69	30	27	8	32	68		
LEFFERTS, CRAIG	2.94	0	1	000	18	0	0	0	0	15.33	10	5	5	0	5	15		
KEY, JIMMY	3.20	1	1	500	3	3	0	0	0	19.67	21	7	7	0	5	9		
WILLIAMSON, MARK	3.33	0	0	---	27	0	0	0	0	46.00	33	17	17	5	19	37		
MCDONALD, BEN	3.41	16	11	593	34	32	5	3	0	234.67	199	95	89	30	87	117		
FERNANDEZ, SID	3.45	17	9	654	33	33	10	5	0	240.33	192	96	92	27	97	238		
FARR, STEVE	3.56	9	9	500	56	0	0	0	8	108.67	106	54	43	11	49	80		
BOYD, OIL CAN	3.77	1	5	167	8	8	0	0	0	57.33	56	27	24	9	20	27		
BODDICKER, MIKE	4.51	13	14	481	35	35	4	0	0	241.33	293	128	121	15	88	144		
MCCASKILL, KIRK	5.01	10	14	417	33	33	5	1	0	197.67	201	114	110	24	116	84		
ERICKSON, SCOTT	5.72	4	7	364	21	18	1	0	0	102.33	125	73	65	18	54	43		

TOTALS 3.87 82 80 506 162 162 25 9 31 1443 1377 668 620 153 600 906

KENTUCKY K-9	ERA	W	L	PCT	G	GS	CG	SH	SV	IP	H	R	ER	HR	BB	SO	WP	BK
WHITEHURST, WALLY	0.00	0	0	---	2	0	0	0	0	2.33	1	0	0	0	2	1	0	0
JACKSON, MIKE	2.87	1	3	250	16	0	0	0	0	15.67	14	5	5	3	6	12	3	0
NABHOLZ, CHRIS	3.26	1	4	200	5	5	1	1	0	38.67	21	14	14	2	29	27	0	0
MERCKER, KENT	3.31	3	3	500	57	0	0	0	18	68.00	66	25	25	7	31	57	1	0
SNOLTZ, JOHN	4.17	12	18	400	39	39	14	0	0	270.00	248	141	125	36	112	187	22	4
HIBBARD, GREG	4.26	7	13	350	25	25	6	0	0	169.00	203	92	80	18	51	67	1	0
WAYNE, GARY	4.34	0	0	---	34	0	0	0	1	29.00	28	15	14	4	14	12	1	0
BELINDA, STAN	4.35	6	2	750	75	0	0	0	5	118.00	123	60	57	9	61	113	5	0
SWIFT, BILL	4.38	7	10	412	67	0	0	0	4	113.00	129	72	55	10	32	19	7	6
PORTUGAL, MARK	4.45	9	13	409	28	28	7	0	0	198.00	195	107	98	33	79	136	7	0
HARNISCH, PETE	4.56	1	2	333	7	7	1	0	0	47.33	51	26	24	6	26	32	0	0
TEWKSBURY, BOB	4.74	11	12	478	30	30	6	0	0	209.00	260	116	110	15	57	73	1	0
TAPANI, KEVIN	4.74	8	16	333	28	28	4	0	0	167.00	211	102	88	16	50	100	0	0
BURNS, TODD	6.00	0	0	---	2	0	0	0	0	6.00	3	5	4	1	5	4	0	0
TOTALS	4.34	66	96	407	162	162	39	3	28	1451.00	1553	780	699	160	555	840	48	10

NEW YORK KNIGHTS	ERA	W	L	PCT	G	GS	CG	SH	SV	IP	H	R	ER	HR	BB	SO	WP	BK
ECKERSLEY, DENNIS	1.99	11	4	733	82	0	0	0	37	113.33	64	28	25	6	23	114	0	0
DAYLEY, KEN	2.70	2	1	667	16	0	0	0	0	20.00	14	7	6	2	7	13	1	0
RYAN, NOLAN	3.02	18	16	529	41	41	21	2	0	336.33	256	124	113	30	142	378	22	1
HENKE, TOM	3.11	4	6	400	72	0	0	0	2	89.67	64	33	31	14	26	97	6	0
YOUNG, MATT	3.67	14	12	538	40	40	4	0	0	248.00	245	118	101	16	122	184	15	0
NUNEZ, EDWIN	3.84	11	2	846	63	0	0	0	0	138.33	132	63	59	10	74	114	8	0
NEIDLINGER, JIM	4.05	3	0	1000	7	7	0	0	0	46.67	37	24	21	8	12	31	0	0
LEIBRANDT, CHARLIE	4.59	10	14	417	33	33	6	0	0	205.67	222	117	105	23	60	96	2	2
STIEB, DAVE	4.92	12	22	353	41	41	8	2	0	254.33	294	166	139	26	108	141	8	0
TOTALS	3.72	85	77	525	162	162	39	7	39	1452.33	1328	680	600	135	574	1168	62	3

ONTARIO OWLS	ERA	W	L	PCT	G	GS	CG	SH	SV	IP	H	R	ER	HR	BB	SO	WP	BK
BRANTLEY, JEFF	2.24	4	4	500	69	0	0	0	32	88.33	80	30	22	6	33	77	1	1
GORDON, TOM	3.92	5	4	556	9	9	3	1	0	59.67	53	28	26	11	28	45	0	0
APIER, KEVIN	4.17	19	13	594	35	34	9	2	0	248.33	273	122	115	34	85	167	4	0
AQUINO, LUIS	4.29	4	7	364	28	8	1	0	0	105.00	93	53	50	12	43	46	2	0
WILSON, TREVOR	4.31	6	9	400	61	18	1	0	1	179.67	161	97	86	22	45	117	3	2
DEJESUS, JOSE	4.55	6	18	250	32	32	8	1	0	221.67	187	121	112	25	125	159	3	0
PALL, DONN	4.76	1	1	500	28	0	0	0	0	39.67	44	24	21	7	8	28	4	0
EICHHORN, MARK	4.79	1	6	143	64	0	0	0	1	112.67	147	66	60	8	52	90	2	0
ROBINSON, RON	4.89	5	11	313	16	16	1	0	0	99.33	130	63	54	6	30	37	0	0
ROGERS, KEN	5.53	5	7	417	30	15	2	0	0	109.00	117	75	67	11	48	89	6	0
PENA, ALEJANDRO	5.66	1	1	500	16	0	0	0	1	20.67	32	14	13	4	10	14	0	0
HOLMAN, BRIAN	6.75	8	12	400	25	25	3	1	0	137.33	166	108	103	13	72	85	6	2
RASMUSSEN, DENNIS	8.82	0	2	000	3	3	0	0	0	16.33	34	19	16	6	7	3	0	0
AVERY, STEVE	9.00	0	2	000	2	2	0	0	0	8.00	13	9	8	1	6	4	0	0
TOTALS	4.69	65	97	401	162	162	28	6	35	1445.67	1530	829	753	166	592	961	31	5

VANCOUVER MOUNTIES	ERA	W	L	PCT	G	GS	CG	SH	SV	IP	H	R	ER	HR	BB	SO	WP	BK
FREY, STEVE	3.54	5	4	556	62	0	0	0	9	96.67	79	44	38	11	50	46	0	0
GOODEN, DWIGHT	3.62	12	26	316	41	41	20	1	0	337.67	350	159	136	24	119	322	6	3
WITT, BOBBY	4.13	15	15	500	41	41	13	2	0	287.67	265	155	132	30	140	291	12	0
BEDROSIAN, STEVE	4.27	3	5	375	54	0	0	0	7	99.00	105	53	47	9	57	51	5	0
GARDNER, MARK	4.40	10	15	400	31	31	12	2	0	215.00	196	113	105	28	81	183	2	0
MONTGOMERY, JEFF	4.69	5	8	385	63	0	0	0	9	80.67	70	49	42	10	37	88	6	0
BELCHER, TIM	4.73	3	4	429	10	10	2	0	0	64.67	59	36	34	10	36	37	3	1
DAVIS, MARK	4.91	2	5	286	38	0	0	0	1	62.33	59	43	34	7	58	66	2	0
BOSIO, CHRIS	5.09	4	6	400	12	12	4	0	0	81.33	83	49	46	10	31	52	3	0
BENES, ANDY	5.11	6	9	400	27	27	3	1	0	163.67	185	97	93	28	66	123	1	5
TOTALS	4.27	65	97	401	162	162	54	8	26	1488.67	1451	798	707	167	675	1259	40	9

VERNAL EQUINOX	ERA	W	L	PCT	G	GS	CG	SH	SV	IP	H	R	ER	HR	BB	SO	WP	BK
AGOSTO, JUAN	2.46	0	0	---	11	0	0	0	0	7.33	8	2	2	1	2	5	0	0
TUDOR, JOHN	2.51	22	8	733	35	32	12	2	0	251.00	215	83	70	29	58	110	1	0
MYERS, RANDY	2.52	3	1	750	35	0	0	0	5	39.33	19	12	11	5	19	47	1	0
HARTLEY, MIKE	2.54	6	3	667	10	10	2	1	0	67.33	44	22	19	9	20	58	0	0
RIJO, JOSE	3.00	22	6	786	33	33	13	2	0	258.00	206	93	86	26	98	197	3	3
TOMLIN, RANDY	3.18	3	2	600	6	6	1	0	0	45.33	38	16	16	7	7	26	0	0
HARRIS, GREG W	3.27	7	4	636	63	0	0	0	7	124.00	100	53	45	17	61	96	0	2
MARTINEZ, RAMON	3.59	24	7	774	40	40	19	2	0	321.33	242	130	128	45	116	275	3	2
OLIN, STEVE	3.60	0	0	---	3	0	0	0	0	5.00	6	2	2	1	0	5	0	0
HARVEY, BRYAN	3.91	3	4	429	54	0	0	0	25	48.33	39	21	21	7	23	60	0	0
DELUCIA, RICH	4.00	1	0	1000	1	1	1	0	0	9.00	8	4	4	1	4	3	0	0
HANSON, ERIK	4.52	11	25	306	40	40	14	2	0	293.00	306	162	147	43	86	267	4	1
TOTALS	3.38	102	60	630	162	162	62	11	37	1469.00	1231	600	551	191	494	1149	12	8

WASHINGTON GENERALS	ERA	W	L	PCT	G	GS	CG	SH	SV	IP	H	R	ER	HR	BB	SO	WP	BK
GLEATON, J.D.	2.25	3	3	500	43	0	0	0	9	60.00	51	18	15	3	26	39	2	2
JONES, BARRY	2.48	0	0	---	32	0	0	0	9	29.00	25	8	8	2	8	23	0	0
OLSON, GREGG	2.75	4	2	667	44	0	0	0	20	39.33	33	14	12	2	21	41	0	0
MCCOLLERS, LANCE	2.91	6	4	600	58	0	0	0	8	117.33	79	42	38	16	42	77	6	0
MARTINEZ, DENNIS	3.12	22	13	629	39	39	18	4	0	306.00	286	117	106	30	68	211	3	0
WELLS, DAVID	3.62	22	6	786	44	33	9	1	0	268.33	251	121	108	25	74	148	10	2
CONE, DAVID	3.71	21	10	677	39	39	15	2	0	306.00	295	139	126	35	99	343	14	7
WELCH, BOB	3.98	22	13	629	40	40	13	2	0	291.67	290	139	129	27	109	157	5	4
DOWNES, KELLY	4.96	1	2	333	3	2	1	0	0	16.33	18	11	9	3	5	4	1	0
CHIAMPARINO, SCOTT	5.87	1	2	333	3	3	1	0	0	15.33	22	13	10	2	9	8	4	0
WITT, MIKE	9.00	1	4	200	10	6	0	0	0	32.00	49	32	32	8	17	14	3	0
TOTALS	3.60	103	59	636	162	162	57	11	46	1481.33	1399	654	593	153	478	1065	48	15

1991 Strat-o-Matic Baseball Draft

First Round

- 1.HI KEVIN MAAS
- 2.OG DAVID JUSTICE
- 3.AZ FRANK THOMAS
- 4.NY TRAVIS FRYMAN
- 5.AL CARLOS BAERGA
- 6.CA MIKE HARKEY
- 7.VN CECIL FIELDER
- 8.AZ ALEX FERNANDEZ
- 9.WA DELINO DESHIELDS
- 10.IA JACK MCDOWELL
- 11.ON MARK GARDNER
- 12.KY RAY LANKFORD

THIRD ROUND

- 25.HI REX HUDLER
- 26.ON STEVE DECKER
- 27.ON ALEX COLE
- 28.AZ JERRY DON GLEATON
- 29.AL WES CHAMBERLAIN
- 30.CA BERNARD GILKEY
- 31.VN JOHN TUDOR
- 32.NY SHAWN BOSKIE
- 33.WA TIM NAEHRING
- 34.IA MELIDO PEREZ
- 35.VN CANDY MALDONADO
- 36.KY CHRIS NABHOLZ

FIFTH ROUND

- 49.GI KENT ANDERSON
- 50.OG JACK HOWELL
- 51.ON DANA KIECKER
- 52.AZ DARRELL AKERFELDS
- 53.AL CHARLES NAGY
- 54.NY JIM NEIDLINGER
- 55.VN MIKE HARTLEY
- 56.ON JUNIOR ORTIZ
- 57.WA SCOTT CHIAMPARINO
- 58.IA TIM CREWS
- 59.VC JUAN SAMUEL
- 60.KY KENT MERCKER

SEVENTH ROUND

- 73.GI WILLIE FRASER
- 74.OG HERM WINNINGHAM
- 75.ON DAVE RIGHETTI
- 76.AZ CURT SCHILLING
- 77.AL PAUL ASSENMACHER
- 78.WA ANTHONY TELFORD
- 79.VN MIKE SHARPERSON
- 80.NY GREG OLSON
- 81.WA BRIAN BARNES
- 82.IA JIM GANTNER
- 83.VC WALLY JOYNER
- 84.KY OTIS NIXON

Second Round

- 13.HI JOHN BURKETT
- 14.ON JOSE DEJESUS
- 15.VC TINO MARTINEZ
- 16.VC ANDUJAR CEDENO
- 17.AL JOSE OFFERMAN
- 18.VC JERALD CLARK
- 19.VN BRIAN MCRAE
- 20.NY LLOYD MOSEBY
- 21.WA MIKE WITT
- 22.IA SCOTT ERICKSON
- 23.VC STEVE AVERY
- 24.KY KEVIN TAPANI

FOURTH ROUND

- 37.GI REGGIE HARRIS
- 38.OG CHRIS GWYNN
- 39.ON SHANE MACK
- 40.AZ CASEY CANDAELE
- 41.AL MARK WHITEN
- 42.VC MICKEY MORANDINI
- 43.WA MARK LEONARD
- 44.ON LUIS RIVERA
- 45.WA LANCE MCCULLERS
- 46.IA LENNY HARRIS
- 47.VC JASON GRIMSLEY
- 48.KY STEVE CHITREN

SIXTH ROUND

- 61.GI FRANCISCO OLIVERAS
- 62.OG GARY CARTER
- 63.ON BRAD ARNSBERG
- 64.AZ TIM LEARY
- 65.AL JEFF KING
- 66.WA STEVE FREY
- 67.VN RANDY TOMLIN
- 68.NY TIM TEUFEL
- 69.WA STAN BELINDA
- 70.IA ANDY MCGAFFIGAN
- 71.VC LUIS SOJO
- 72.KY HECTOR VILLANUEVA

EIGHTH ROUND

- 85.GI MIKE HENNEMAN
- 86.OG KARL RHODES
- 87.ON DAVID SEGUI
- 88.AZ SID BREAN
- 89.AL MARK LANGSTON
- 90.CA KEITH COMSTOCK
- 91.VN JIM VATCHER
- 92.NY MIKE LAVALLIERE
- 93.WA KEN GRIFFEY SR.
- 94.IA ROB DEER
- 95.VC SAM HORN
- 96.KY TODD STOTTLEMYRE

ALBANY EMPIRE		ARIZONA HEAT		CALIFORNIA DRAGONS	
PAUL ASSENMACHER	CHC	JAY BELL	PIT	LARRY ANDERSEN	HOU
CARLOS BAERGA	CLE	BOBBY BONILLA	PIT	MIKE BIELECKI	CHC
BUD BLACK	TOR	PAT BORDERS	TOR	GEORGE BRETT	KC
KEVIN BROWN	TEX	DARYL BOSTON	NYM	STEVE BUECHELE	TEX
IVAN CALDERON	CWS	GLENN BRAGGS	CIN	JOE CARTER	SD
WES CHAMBERLAIN	PHI	CASEY CANDAELE	HOU	NORM CHARLTON	CIN
ROB DIBBLE	CIN	CHUCK CRIM	MIL	JULIO FRANCO	TEX
KEVIN ELSTER	NYM	ANDRE DAWSON	CHC	BERNARD GILKEY	STL
STEVE FINLEY	BAL	DOUG DRABEK	PIT	MIKE HARKEY	CHC
MIKE GALLEG0	OAK	ALEX FERNANDEZ	CWS	GREG HARRIS	BOS
RANDY JOHNSON	SEA	CHUCK FINLEY	CAL	GLENALLEN HILL	TOR
ROBERTO KELLY	NYN	TOM GLAVINE	ATL	KEN HILL	STL
JOHN KRUK	PHI	TOMMY GREENE	PHI	BRUCE HURST	SD
MARK LANGSTON	CAL	MIKE GREENWELL	BOS	BARRY LARKIN	CIN
GREG MADDUX	CHC	BILLY HATCHER	CIN	MIKE MACFARLANE	KC
DAVE MARTINEZ	MON	MARK LEMKE	ATL	PAUL MOLITOR	MIL
DON MATTINGLY	NYN	EDGAR MARTINEZ	SEA	DALE MURPHY	PHI
RANDY MILLIGAN	BAL	JACK MORRIS	DET	JOE OLIVER	CIN
CHARLES NAGY	CLE	SCOTT RADINSKY	CWS	PAUL O'NEILL	CIN
JOSE OFFERMAN	LA	RYNE SANDBERG	CHC	KIRBY PUCKETT	MIN
TONY PENNA	BOS	MACKAY SASSER	NYM	JEFF REED	CIN
LEE SMITH	STL	DAVE SMITH	HOU	BRET SABERHAGEN	KC
DARRYL STRAWBERRY	NYM	FRANK THOMAS	CWS	BILL WEGMAN	MIL
JEFF TREADWAY	ATL	LARRY WALKER	MON	DEVON WHITE	CAL
MARK WHITEN	TOR	ED WHITSON	SD	WALLY WHITEHURST	NYM
JERRY BROWNE	CLE	SID BREAN	PIT	SCOTT SCUDDER	CIN
RICK CERONE	NYN	SCOTT COOLBAUGH	TEX	JACK ARMSTRONG	CIN
RON DARLING	NYM	GREG GAGNE	MIN	DAVE BERGMAN	DET
JEFF KING	PIT	SHAWN HILLEGAS	CWS	TOM BROWNING	CIN
CHET LEMON	DET	TODD HUNDLEY	NYM	KEITH COMSTOCK	SEA
JOE MAGRANE	STL	ERIC KING	CWS	BRIAN DOWNING	CAL
JOE ORSULAK	BAL	TIM LEARY	NYN	MARIANO DUNCAN	CIN
SPIKE OWEN	MON	JIM LEYRITZ	NYN	JOHN FRANCO	NYM
DAN PLESAC	MIL	GENE NELSON	OAK	VON HAYES	PHI
JIM PRESLEY	ATL	ADAM PETERSEN	CWS	TED HIGUERA	MIL
JOHNNY RAY	CAL	SCOTT SANDERSON	OAK	DANNY JACKSON	CIN
LUIS SALAZAR	CHC	CURT SCHILLING	BAL	CARNEY LANSFORD	OAK
DON SLAUGHT	PIT	DAN SCHATZEDER	NYM	DAVE PARKER	MIL
JOSE URIBE	SF	MILT THOMPSON	STL	DAVE STEWART	OAK
BOB WALK	PIT	MITCH WEBSTER	CLE	RICK SUTCLIFFE	CHC

GIRARD EARTHSHAKERS		IOWA HUMIDITY		JACKSON HOLE GUIDES	
DAVE ANDERSON	SF	JIM ABBOTT	CAL	ROBERTO ALOMAR	SD
JESSE BARFIELD	NYN	RICK AGUILERA	MIN	MIKE BODDICKER	BOS
GEORGE BELL	TOR	WADE BOGGS	BOS	VINCE COLEMAN	STL
CRAIG BIGGIO	HOU	ROGER CLEMENS	BOS	HENRY COTTO	SEA
BRETT BUTLER	SF	TIM CREWS	LA	SCOTT ERICKSON	MIN
KEN CAMINITI	HOU	KAL DANIELS	LA	STEVE FARR	KC
JACK CLARK	SD	JIM EISENREICH	KC	SID FERNANDEZ	NYM
DANNY DARWIN	HOU	JIM GANTNER	MIL	LEE GUETTERMAN	NYN
CHILI DAVIS	CAL	MARK GRACE	CHC	JACK HOWELL	CAL
JOSE DELEON	STL	LENNY HARRIS	LA	DAVE JUSTICE	ATL
BILL DORAN	CIN	DAVE HENDERSON	OAK	JIMMY KEY	TOR
JUNIOR FELIX	TOR	JAY HOWELL	LA	CRAIG LEFFERTS	SD
JOE GIRARDI	CHC	BO JACKSON	KC	DAVE MAGADAN	NYM
OZZIE GUILLEN	CWS	RON KARKOVIC	CWS	BEN MCDONALD	BAL
REGGIE HARRIS	OAK	JACK MCDOWELL	CWS	HAL MORRIS	CIN
RICK HONEYCUTT	OAK	MARK MCGWIRE	OAK	HENSLEY MUELENS	NYN
KEVIN MAAS	NYN	MIKE MOORE	OAK	EDDIE MURRAY	LA
MIKE MORGAN	LA	TERRY MULHOLLAND	PHI	MIKE PAGLIARULO	SD
GREG MYERS	TOR	PEDRO MUNOZ	MIN	TERRY PENDLETON	STL
TONY PHILLIPS	DET	TIM RAINES	MON	GARY PETTIS	DET
BIP ROBERTS	SD	CAL RIPKEN	BAL	LUIS POLONIA	CAL
ZANE SMITH	PIT	CHRIS SABO	CIN	BILLY RIPKEN	BAL
ROBIN VENTURA	CWS	BENITO SANTIAGO	SD	JOHN SMILEY	PIT
FRANK VIOLA	NYM	BOBBY THIGPEN	CWS	MICKEY TETTLETON	BAL
DUANE WARD	TOR	LOU WHITAKER	DET	WALT WEISS	OAK
KENT ANDERSON	CAL	JUAN AGOSTO	HOU	DANTE BICHETTE	CAL
HUBIE BROOKS	LA	TOM BOLTON	BOS	GREG BRILEY	SEA
TOM BRUNANSKY	BOS	OIL CAN BOYD	MON	NICK ESASKY	ATL
TIM BURKE	MON	ROB DEER	MIL	CHRIS GWYNN	LA
JOHN BURKETT	SF	DAVE GALLAGHER	CAL	KEVIN HICKEY	BAL
MARK CARREON	NYM	SCOTT GARRELTS	SF	DOUG JONES	CLE
MARK DAVIDSON	HOU	MARK GUBICZA	KC	MIKE LACOSS	SF
WILLIE FRASER	CAL	STAN JAVIER	LA	KIRK MCCASKILL	CAL
CHARLIE HAYES	PHI	RICKY JORDAN	PHI	CHARLIE O'BRIEN	NYM
REX HUDLER	STL	MICKEY MORANDINI	CWS	DOMINGO RAMOS	CHC
JULIO MACHADO	MIL	BILL SAMPEN	MON	DAVE RIGHETTI	NYN
F' SISCO OLIVARES	SF	JOEL SKINNER	CLE	DWIGHT SMITH	CHC
RICK REED	PIT	CORY SNYDER	CLE	DAVE VALLE	SEA
LEE STEVENS	CAL	BILL SPIERS	MIL	MARK WILLIAMSON	BAL
MITCH WILLIAMS	CHC	JOHN WETTELAND	LA	WILLIE WILSON	KC



KENTUCKY K-NINE		NEW YORK KNIGHTS		ONTARIO OWLS	
STAN BELINDA	PIT	DENNIS ECKERSLEY	OAK	KEVIN APPIER	KC
WILL CLARK	SF	TRAVIS FRYMAN	DET	LUIS AGUINO	KC
DARREN DAULTON	PHI	MEL HALL	NY	STEVE AVERY	ATL
GLENN DAVIS	HOU	MIKE HEATH	DET	JUAN BERENGUER	KC
MIKE DEVEREAUX	BAL	RICKEY HENDERSON	OAK	JEFF BLAUSER	ATL
MARVIN FREEMAN	ATL	TOM HENKE	TOR	JEFF BRANTLEY	SF
KELLY GRUBER	TOR	DAVE HOLLINS	PHI	STEVE DECKER	SF
TONY GWYNN	SD	KENT HRBEK	MIN	JOSE DEJESUS	PHI
PETE HARNISCH	BAL	DARIN JACKSON	SD	MARK EICHORN	CAL
JEFF HUSON	TEX	MIKE LAVALLIERE	PIT	MIKE FELDER	SF
MIKE JACKSON	SEA	CHARLIE LEIBRANDT	ATL	MARQUIS GRISSOM	MON
HOWARD JOHNSON	NYM	LLOYD MOSEBY	DET	JEFF GRAY	BOS
RAY LANKFORD	STL	JIM NEIDLINGER	LA	BRIAN HOLMAN	SEA
MANNY LEE	TOR	MATT NOKES	NY	SHANE MACK	MIN
KENT MERCKER	ATL	GREG OLSON	ATL	KEVIN MITCHELL	SF
CHRIS NABHOLZ	MON	DAN PASQUA	CWS	DONN PALL	CWS
OTIS NIXON	SF	WILLIE RANDOLPH	OAK	RAFAEL PALMEIRO	TEX
MARK PORTUGAL	HOU	LUIS RIVERA	BOS	MELIDO PEREZ	CWS
RUBEN SIERRA	TEX	NOLAN RYAN	TEX	CARLOS QUINTANA	BOS
JOHN SMOLTZ	ATL	STEVE SAX	NY	BJ SURHOFF	MIL
TODD STOTTLEMYRE	TOR	LONNIE SMITH	ATL	DANNY TARTABULL	KC
BILL SWIFT	SEA	DAVE STIEB	TOR	SCOTT TERRY	STL
KEVIN TAPANI	MIN	ALAN TRAMMELL	DET	ROBBY THOMPSON	SF
BOB TEWKSBURY	STL	DAVE WINFIELD	CAL	MATT WILLIAMS	SF
GREG VAUGHN	MIL	MATT YOUNG	SEA	TREVOR WILSON	SF
TODD BURNS	OAK	KEN DAYLEY	STL	WALLY BACKMAN	PIT
STEVE CHITREN	OAK	CRAIG GREBECK	CWS	MILT CUYLER	DET
PAT COMBS	PHI	TRACY JONES	SEA	ALVIN DAVIS	SEA
DOUG DASCENZO	CHC	BILL KRUEGER	SEA	FELIX FERMIN	CLE
SCOTT FLETCHER	CWS	MIKE MARSHALL	BOS	JIMMY JONES	NY
GREG HIBBARD	CWS	BOB MILACKI	BAL	LES LANCASTER	CHC
DONNIE HILL	CAL	ED NUNEZ	DET	KEITH MILLER	NYM
CHRIS JAMES	CLE	BOBBY OJEDA	NYM	ROB MURPHY	BOS
BOB MELVIN	BAL	OMAR OLIVARES	STL	JUNIOR ORTIZ	MIN
JAVIER ORTIZ	HOU	R.J. REYNOLDS	PIT	DONN PALL	CWS
MIKE SCOTT	HOU	TERRY SCHUMPERT	KC	DENNIS RASMUSSEN	SD
HECTOR VILLANUEVA	CHC	BRYN SMITH	STL	KENNY ROGERS	TEX
GARY WAYNE	MIN	MIKE STANLEY	TEX	SAMMY SOSA	CWS
CRAIG WORTHINGTON	BAL	TIM TEUFEL	NYM	RUSS SWAN	SEA
ERIC YELDING	HOU	JEROME WALTON	CHC	JOSE VIZCAINO	LA

## VANCOUVER MOUNTIES

TIM BELCHER	LA
ANDY BENES	SD
CHRIS BOSIO	MIL
ANDUJAR CEDENO	HOU
ERIC DAVIS	CIN
SHAWON DUNSTON	CHC
MARK GARDNER	MON
KIRK GIBSON	LA
JUAN GONZALEZ	TEX
DWIGHT GOODEN	NYM
TOM GORDON	KC
KEN GRIFFEY JR.	SEA
JASON GRIMSLEY	PHI
BRIAN HARPER	MIN
OREL HERSHISER	LA
CHRIS HOILES	BAL
FELIX JOSE	STL
WALLY JOYNER	CAL
JOSE LIND	PIT
TINO MARTINEZ	SEA
KEVIN MCREYNOLDS	NYM
JUAN SAMUEL	LA
TIM WALLACH	MON
BOBBY WITT	TEX
TODD ZEILE	STL

STEVE BEDROSIAN	SF
DAMON BERRYHILL	CHC
JERALD CLARK	SD
JACK DAUGHERTY	TEX
MARK DAVIS	KC
STEVE FREY	MON
SAM HORN	BAL
LANCE JOHNSON	CWS
JOSE MESA	BAL
JEFF MONTGOMERY	KC
FETE O'BRIEN	SEA
JOSE OQUENDO	STL
LANCE PARRISH	CAL
DICK SCHOFIELD	CAL
LUIS SOJO	TOR

## VERNAL EQUINOX

HAROLD BAINES	OAK
ELLIS BURKS	BOS
LEN DYKSTRA	PHI
TONY FERNANDEZ	TOR
CECIL FIELDER	DET
CARLTON FISK	CWS
RONNIE GANT	ATL
GARY GAETTI	MIN
ERIK HANSON	SEA
GREG W. HARRIS	SD
MIKE HARTLEY	LA
BRYAN HARVEY	CAL
BROOK JACOBY	CLE
CANDY MALDONADO	CLE
RAMON MARTINEZ	LA
WILLIE MCGEE	OAK
FRED MCGRUFF	TOR
BRIAN MCRAE	KC
RANDY MYERS	CIN
TOM PAGNOZZI	STL
BILL PECOTA	KC
JODY REED	BOS
JOSE RIJO	CIN
MIKE SHARPERSON	LA
RANDY TOMLIN	PIT

ERIC ANTHONY	HOU
RICH DELUCIA	SEA
PAUL GIBSON	DET
DAN GLADDEN	MIN
JOSE GONZALEZ	LA
RENE GONZALEZ	BAL
TIM HULETT	BAL
STEVE LAKE	PHI
KIRT MANWARING	SF
ROGER MCDOWELL	PHI
STEVE OLIN	CLE
PASCUAL PEREZ	NYN
MIKE SCHOOLER	SEA
GREG SWINDELL	CLE
JOHN TUDOR	STL

## WASHINGTON GENERALS

SANDY ALOMAR JR.	CLE
BARRY BONDS	PIT
JAY BUHNER	SEA
JOSE CANSECO	OAK
TOM CANDIOTTI	CLE
DAVID CONE	NYM
DELINO DESHIELDS	MON
KELLY DOWNS	SF
JERRY DON GLEATON	DET
KEN GRIFFEY SR.	SEA
GREGG JEFFRIES	NYM
BARRY JONES	CWS
DENNIS MARTINEZ	MON
TIM NAEHRING	BOS
JOHN OLERUD	TOR
HAROLD REYNOLDS	SEA
MIKE SCIOSCIA	LA
GARY SHEFFIELD	MIL
OZZIE SMITH	STL
TERRY STEINBACH	OAK
FRANKLIN STUBBS	HOU
ANDY VAN SLYKE	PIT
BOB WELCH	OAK
DAVID WELLS	TOR
ROBIN YOUNT	MIL

SCOTT BANKHEAD	SEA
BRIAN BARNES	MON
FRANCISCO CABRERA	ATL
SCOTT CHIAMPARINO	TEX
ROB DUCEY	TOR
DWIGHT EVANS	BOS
ANDRES GALARRAGA	MON
ALFREDO GRIFFIN	LA
PEDRO GUERRERO	STL
CHARLIE HOUGH	TEX
MARK LEONARD	SF
LANCE MCCOLLERS	DET
GREGG OLSON	BAL
KURT STILLWELL	KC

PITCHING LEADERS - SEASON

WINS

1982	Burt Hooton, IN	24
1983	Joe Niekro, MN	
	Bob Welch, WA	27
1984	Dave Righetti, MN	22
1985	Mike Boddicker, UT	21
1986	Dwight Gooden, VC	31
1987	Mike Scott, KY	26
1988	Bob Welch, WA	26
1989	Roger Clemens, LV	
	Bob Welch, WA	24
1990	Nolan Ryan, NY	26
1991	Ramon Martinez, VN	24

ERA (162 IP, 1 GS)

1982	Jack Morris, AZ	2.68
1983	Eric Show, WA	2.53
1984	Nolan Ryan, CA	2.62
1985	Dwight Gooden, IL	2.49
1986	Dwight Gooden, VC	3.10
1987	Roger Clemens, LV	2.61
1988	Mike Scott, KY	3.31
1989	Don Robinson, WI	2.60
1990	John Smoltz, KY	2.17
1991	John Tudor, VN	2.51

SAVES

1982	Rollie Fingers, WA	29
1983	Steve Bedrosian, TX	
	Goose Gossage, MN	29
1984	Carlos Diaz, TX	31
1985	Bill Caudill, IL	26
1986	Goose Gossage, IC	27
1987	Tom Henke, NY	26
1988	Dave Smith, AZ	34
1989	Mark Davis, VC	30
1990	Todd Burns, KY	
	David Wells, WA	23
1991	Dennis Eckersley, NY	37

Winning Pct. (12 dec.)

1982	Danny Darwin, MN	.724
1983	Joe Niekro, MN	.730
1984	Dave Righetti, MN	.815
1985	Dwight Gooden, IL	.810
1986	Tom Niedenfuer, AL	.800
1987	Eric King, LV	.759
1988	Dave Smith, AZ	.750
1989	Dennis Eckersley, NY	
	Shawn Hillegas, AZ	.750
1990	Nolan Ryan, NY	.788
1991	Edwin Nunez, NY	.846

STRIKEOUTS

1982	Fernando Valenzuela, IL	353
1983	Bob Welch, WA	287
1984	Steve Charlton, CA	229
1985	Dwight Gooden, IL	278
1986	Dwight Gooden, VC	364
1987	Mike Scott, KY	365
1988	Mark Langston, WI	324
1989	Roger Clemens, LV	383
1990	Nolan Ryan, NY	457
1991	Nolan Ryan, NY	378

SHUT OUTS

1982	Don Sutton, IL	6
1983	Bruce Kison, WA	
	Steve Rogers, AZ	
	Eric Show, WA	5
1984	LaMarr Hoyt, IL	5
1985	Mario Soto, AZ	6
1986	Dwight Gooden, VC	8
1987	Roger Clemens, LV	
	Nolan Ryan, LV	7
1988	Bret Saberhagen, WI	
	Eric Show, WA	4
1989	Jose Rijo, LV	6
1990	Chris Bosio, VC	7
1991	Sid Fernandez, JH	5

NO HIT GAMES

1983	Fernando Valenzuela, IL vs WA
1991	Mark Gardner, VC at CA
1991	Bobby Witt, VC at ON
1991	Chris Nabholz, KY vs AL
1991	Jose DeJesus, ON vs VN

## INDIVIDUAL LEADERS - SEASON

<u>Batting Average (480 PA)</u>			<u>Hits</u>		
1982	Lonnie Smith, IN	.344	1982	George Brett, WY	192
1983	Rod Carew, AZ	.351	1983	Willie Wilson, AZ	234
1984	Wade Boggs, IL	.379	1984	Dickie Thon, KY	211
1985	Tony Gwynn, IL	.359	1985	Dave Winfield, HI	216
1986	Wade Boggs, LV	.377	1986	Wade Boggs, LV	222
1987	Von Hayes, VC	.350	1987	Hubie Brooks, WA	236
1988	Tony Gwynn, KY	.354	1988	Tony Gwynn, KY	236
1989	Andy VanSlyke, LV	.334	1989	Ricky Jordan, HI	212
1990	Ron Kittle, VN	.342	1990	Tony Gwynn, KY	
1991	Lenny Dykstra, VN	.356		Barry Larkin, CA	216
			1991	Andre Dawson, AZ	208
<u>Doubles</u>			<u>Triples</u>		
1982	George Brett, WY	52	1982	Jeff Leonard, AZ	
1983	Frank White, WA	56		Willie Wilson, AZ	18
1984	Lloyd Moseby, NY	57	1983	Willie Wilson, AZ	24
1985	Johnny Ray, MI	44	1984	Willie Wilson, AZ	17
1986	George Brett, HI	48	1985	Ryne Sandberg, AZ	20
1987	Don Mattingly, AL	61	1986	Willie McGee, VN	26
1988	Dion James, WI	51	1987	Hubie Brooks, WA	14
1989	Danny Tartabull, VN		1988	Tony Gwynn, KY	19
	Robin Yount, WA	49	1989	Harold Reynolds, WA	20
1990	Wade Boggs, IA	59	1990	Rueben Sierra, KY	16
1991	George Brett, CA	60	1991	Ellis Burks, VN	
				Tony Fernandez, VN	
				Lonnie Smith, NY	14
<u>Home Runs</u>			<u>Stolen Bases</u>		
1982	Mike Schmidt, MN	55	1982	Tim Lincecum, IN	89
1983	Jeff Burroughs, TX	45	1983	Willie Wilson, AZ	48
1984	Jim Rice, VC	52	1984	Rickey Henderson, IL	130
1985	Tony Armas, IL	46	1985	Tim Lincecum, UT	53
1986	Darryl Strawberry, AL	51	1986	Vince Coleman, NY	92
1987	Eric Davis, VC	45	1987	Eric Davis, VC	111
1988	Mark McGwire, LV	56	1988	Vince Coleman, NY	135
1989	Darryl Strawberry, AL	52	1989	Rickey Henderson, NY	84
1990	Jose Canseco, WA	55	1990	Rickey Henderson, NY	49
1991	Bo Jackson, IA	52	1991	Otis Nixon, KY	96
<u>Runs</u>			<u>Runs Batted In</u>		
1982	Gary Matthews, WA	105	1982	Mike Schmidt, MN	130
1983	Paul Molitor, VC	116	1983	Andre Dawson, AZ	138
1984	Rickey Henderson, IL	143	1984	Jim Rice, VC	135
1985	Dave Winfield, HI	126	1985	Dave Kingman, OR	134
1986	Pedro Guerrero, WA	119	1986	George Brett, HI	135
1987	Eric Davis, VC	161	1987	Hubie Brooks, WA	136
1988	Darryl Strawberry, AL	128	1988	Mark McGwire, LV	156
1989	Kirk Gibson, VN	135	1989	Ricky Jordan, HI	136
1990	Rickey Henderson, NY	123	1990	Jose Canseco, WA	154
1991	Barry Bonds, WA	118	1991	Barry Bonds, WA	119

1991 VANCOUVER MOUNTIES AT 1991 CALIFORNIA DRAGONS

GAME 11 NO-BITTER 111

MOUNTIES	AB	R	H	RBI	DRAGONS	AB	R	H	RBI
E. DAVIS RF	4	0	0	0	H. FRANCO 2B	4	0	0	0
R. GRIFFEY JR. CF	3	0	0	0	B. LARKIN SS	4	0	0	0
V. JOYNER 1B	4	1	1	0	V. HAYES LF	3	0	0	0
L. PARRISH C	4	1	1	0	G. BRETT 1B	3	0	0	0
L. JOHNSON LF	3	0	0	0	E. PUCKETT CF	3	0	0	0
D. SHARPER DH	3	0	0	0	P. O'NEILL RF	3	0	0	0
T. WALLACE 3B	2	1	0	0	D. PARKER DH	3	0	0	0
J. LIND 2B	3	0	0	0	H. MACFARLANE C	2	0	0	0
D. SCHOFFIELD SS	3	0	2	1	F. MOLITOR 3B	3	0	0	0
Totals	29	3	4	3	Totals	27	0	0	0

MOUNTIES..... 0 0 1 2 0 0 0 0 - 3 4 1  
 DRAGONS..... 0 0 0 0 0 0 0 0 - 0 0 0

MOUNTIES	IP	H	R	ER	BB	SO	HR
H. GARDNER W/P	9	0	0	0	2	9	0
Totals	9	0	0	0	2	9	0

DRAGONS	IP	H	R	ER	BB	SO	HR
B. BURET LOSS	9	4	3	3	2	4	1
Totals	9	4	3	3	2	4	1

LEFT ON BASE- MOUNTIES: 1 DRAGONS: 2  
 DOUBLE PLAYS- MOUNTIES: 1 DRAGONS: 2

ERRORS- D. SCHOFFIELD  
 HOME RUNS- L. PARRISH  
 WALKS- R. GRIFFEY JR., T. WALLACE, G. BRETT, H. MACFARLANE  
 STRIKE OUTS- V. JOYNER, L. PARRISH-2, T. WALLACE, H. FRANCO, B. LARKIN-3,  
 V. HAYES, K. PUCKETT-2, D. PARKER, F. MOLITOR  
 GIDP- R. DAVIS, V. JOYNER, D. PARKER

1991 VANCOUVER MOUNTIES AT 1991 ONTARIO OMBL

GAME 66 NO-BITTER!!!!!!

MOUNTIES	AB	R	H	RBI	OMBL	AB	R	H	RBI
E. DAVIS RF	5	1	1	1	A. COLE RF	3	0	0	0
V. JOYNER 1B	5	1	2	1	M. BACKMAN 2B	3	0	0	0
R. GRIFFEY JR. CF	5	1	1	0	S. MACK CF	3	0	0	0
K. MCNEILS LF	5	1	1	1	R. PALMER 1B	3	0	0	0
S. HORN DH	3	0	0	0	K. MITCHELL DH	2	0	0	0
T. WALLACE 3B	4	0	0	0	H. WILLIAMS 3B	3	0	0	0
L. PARRISH C	3	0	0	1	B. BURNOFF C	3	0	0	0
D. SHARPER DH	4	0	1	1	J. BLAUSER SS	3	0	0	0
J. LIND 2B	4	1	2	0	S. JAVIER LF	3	0	0	0
Totals	38	5	8	5	Totals	26	0	0	0

INJURY: NON ROBINSON INJURED (FOR 15 MORE BAMES) IN 3rd INNING

MOUNTIES..... 0 0 5 0 0 0 0 0 - 5 8 0  
 OMBL..... 0 0 0 0 0 0 0 0 - 0 0 4

MOUNTIES	IP	H	R	ER	BB	SO	HR
S. WITT W/P (1-1)	9	0	0	0	1	4	0
Totals	9	0	0	0	1	4	0

OMBL	IP	H	R	ER	BB	SO	HR
R. ROBINSON LOSS (2-4)	2 1/3	4	3	3	1	2	0
L. ADJIND	4	2	0	0	0	3	0
M. EICHORN	2	0	0	0	1	2	0
J. BRANTLEY	0 2/3	2	0	0	0	0	0
Totals	9	8	3	3	2	7	0

LEFT ON BASE- MOUNTIES: 8 OMBL: 0  
 DOUBLE PLAYS- MOUNTIES: 0 OMBL: 1

ERRORS- H. WILLIAMS, J. BLAUSER-3  
 DOUBLES- E. DAVIS, V. JOYNER  
 STOLEN BASES- T. WALLACE(1st), J. LIND(1st)  
 CAUGHT STEALING- K. MITCHELL  
 WALKS- S. HORN, L. PARRISH, K. MITCHELL  
 STRIKE OUTS- R. GRIFFEY JR.-2, S. HORN, T. WALLACE-2, B. DUNSTON, J. LIND,  
 S. MACK-2, J. BLAUSER, S. JAVIER  
 GIDP- S. DUNSTON

1991 ONTARIO OMBL AT 1991 VERNAL EQUINOX

GAME 134 NO-BITTER JOSE DEJESUS

OMBL	AB	R	H	RBI	EQUINOX	AB	R	H	RBI
A. COLE RF	2	2	0	0	M. MCBEE DH	3	0	0	0
C. BOBA RF	1	0	0	0	L. DYKSTRA RF	3	0	0	0
M. BACKMAN 2B	3	1	0	0	R. BANT LF	2	0	0	0
D. THOMPSON 2B	1	0	0	0	B. MCNEE LF	3	0	0	0
R. PALMER 1B	3	3	3	1	F. MCGRIF LF	3	0	0	0
K. MITCHELL LF	4	1	2	3	E. BURKS CF	3	0	0	0
A. DAVIS DH	3	1	2	3	C. FISK C	3	0	0	0
H. WILLIAMS 3B	4	1	1	2	H. SHARPERSON 2B	3	0	0	0
J. BLAUSER SS	3	0	2	0	B. JACOBY 3B	2	0	0	0
E. FERRIN SS	0	0	0	0	T. FERNANDEZ SS	3	0	0	0
B. BURNOFF C	4	0	1	0					
S. MACK CF	1	0	0	0					
A. HARRISON CF	3	0	0	0					
Totals	36	9	11	9	Totals	27	0	0	0

A-Subbed Defensively (CF) For MACK In 2nd Inning  
 B-Subbed Defensively (LF) For BANT In 5th Inning  
 C-Subbed Defensively (RF) For COLE In 7th Inning  
 D-Subbed Defensively (2B) For BACKMAN In 7th Inning  
 E-Subbed Defensively (SS) For BLAUSER In 7th Inning

INJURY: SHANE MACK INJURED (FOR 1 MORE BAME) IN 2nd INNING  
 INJURY: RON BANT INJURED (FOR 3 MORE BAMES) IN 4th INNING

OMBL..... 3 3 1 2 0 0 0 0 - 9 11 0  
 EQUINOX..... 0 0 0 0 0 0 0 0 - 0 0 1

OMBL	IP	H	R	ER	BB	SO	HR
J. DEJESUS W/P (6-13)	9	0	0	0	3	8	0
Totals	9	0	0	0	3	8	0

EQUINOX	IP	H	R	ER	BB	SO	HR
R. MARTINEZ LOSS (21-6)	2	5	7	6	3	1	2
R. HYDRE	3	3	2	2	0	3	1
B. HARRIS	4	3	0	0	0	6	0
Totals	9	11	9	8	3	10	3

LEFT ON BASE- OMBL: 6 EQUINOX: 3  
 DOUBLE PLAYS- OMBL: 0 EQUINOX: 1

ERRORS- H. SHARPERSON  
 HOME RUNS- K. MITCHELL(36th), A. DAVIS(5th), H. WILLIAMS(22nd)  
 STOLEN BASES- A. COLE-2(40th)  
 SACRIFICE FLIES- K. MITCHELL, H. WILLIAMS  
 WALKS- A. COLE-2, M. BACKMAN, M. MCBEE, L. DYKSTRA, B. JACOBY  
 HIT BY PITCH- J. BLAUSER  
 STRIKE OUTS- A. COLE, M. BACKMAN, K. MITCHELL-2, A. DAVIS-2, H. WILLIAMS,  
 B. BURNOFF-2, H. HARRISON, M. MCBEE-3, R. BANT, H. SHARPERSON-2,  
 T. FERNANDEZ-2  
 GIDP- H. WILLIAMS

1991 ALBANY EMPIRE AT 1991 KENTUCKY K-RISE

GAME 139 NO-BITTER #4 111

EMPIRE	AB	R	H	RBI	K-RISE	AB	R	H	RBI
J. BROWNE 2B	1	0	0	0	R. LANFORD CF	4	0	0	0
R. KELLY CF	3	0	0	0	T. GUYER RF	4	1	1	0
I. CALDERON LF	3	0	0	0	V. CLARK 1B	3	1	1	1
R. WILLIAMS 1B	3	0	0	0	G. DAVIS DH	4	0	0	0
J. PRESLEY DH	3	0	0	0	H. JOHNSON SS	3	0	1	1
B. SLAUGHT C	3	0	0	0	B. DAULTON C	3	0	2	0
E. KING 3B	3	0	0	0	D. DASCENZO LF	3	0	0	0
S. OWEN SS	3	0	0	0	K. GRUBER 3B	3	0	1	0
C. LENOR RF	3	0	0	0	S. FLETCHER 2B	3	0	1	0
Totals	25	0	0	0	Totals	30	2	7	2

EMPIRE..... 0 0 0 0 0 0 0 0 - 0 0 0  
 K-RISE..... 1 0 1 0 0 0 0 0 - 2 7 0

EMPIRE	IP	H	R	ER	BB	SO	HR
C. MADDI LOSS	8	7	2	2	2	4	1
Totals	8	7	2	2	2	4	1

K-RISE	IP	H	R	ER	BB	SO	HR
C. HARBOLD W/P	9	0	0	0	2	4	0
Totals	9	0	0	0	2	4	0

LEFT ON BASE- EMPIRE: 0 K-RISE: 6  
 DOUBLE PLAYS- EMPIRE: 1 K-RISE: 2

HOME RUNS- V. CLARK  
 WALKS- J. BROWNE-2, V. CLARK, H. JOHNSON  
 STRIKE OUTS- R. KELLY, I. CALDERON, B. SLAUGHT, C. LENOR, R. LANFORD,  
 G. DAVIS-2, H. JOHNSON  
 GIDP- I. CALDERON-2, S. FLETCHER

ALL-TIME PITCHING SINGLE SEASON RECORDS

ERA		WINS		LOSSES	
86 Gooden,D VC	2.10	86 Gooden,D VC	31	86 Saberhagen,B CA	27
90 Smoltz,J KY	2.17	83 Niekro,J MN	27	90 DeLeon,J HI	27
86 Valenzuela,F HI	2.45	83 Welch,B WA	27	88 Stewart,D HI	26
85 Gooden,D IL	2.49	87 Scott,M KY	26	91 Gooden,D VC	26
85 Andujar,J CA	2.51	88 Welch,B WA	26	91 Hanson,E VN	25
91 Tudor,J VN	2.51	90 Ryan,N NY	26	82 Carlton,S WY	23
83 Show,E WA	2.53	83 Reuss,J WA	25	88 Jackson,D WI	23
85 Alexander,D IL	2.53	87 Clemens,R LV	25	89 Stewart,D HI	23
89 Robinson,D WI	2.60	four with	24	90 Boddicker,M OG	23
87 Clemens,R LV	2.61			six with	22
INNINGS		STRIKEOUTS		WALKS	
86 Gooden,D VC	373	90 Ryan,N NY	457	89 Hough,C VN	191
83 Welch,B WA	362	89 Clemens,R LV	383	88 Langston,M WI	176
82 Valenzuela,F IL	361	91 Ryan,N NY	378	87 Correa,E IC	175
87 Clemens,R LV	359	87 Scott,M KY	365	88 Stewart,D HI	172
83 Valenzuela,F HI	353	86 Gooden,D VC	364	88 DeLeon,J HI	167
86 Valenzuela,F HI	349	82 Valenzuela,F IL	353	87 Youmans,F AL	162
82 Ryan,N WY	349	91 Cone,D WA	343	88 Ryan,N LV	160
86 Tudor,J AL	349	89 Ryan,N IC	340	88 Candiotti,T WI	157
89 Clemens,R LV	346	87 Clemens,R LV	333	88 Gubicza,M LV	155
88 Welch,B WA	345	89 Cone,D WA	327	87 Palmer,D IC	153
COMPLETE GAMES		SHUT OUTS		SAVES	
83 Welch,B WA	37	86 Gooden,D VC	8	91 Eckersley,D NY	37
86 Gooden,D VC	34	87 Clemens,R LV	7	91 Dibble,R AL	35
87 Clemens,R LV	33	87 Ryan,N LV	7	91 Smith,D AZ	35
86 Valenzuela,F HI	32	90 Bosio,C VC	7	88 Smith,D AZ	34
82 Valenzuela,F IL	29	82 Sutton,D IL	6	91 Brantley,J ON	32
82 Hooton,B IN	28	85 Soto,M AZ	6	84 Diaz,C TX	31
87 Witt,M VC	28	89 Rijo,J LV	6	89 Davis,M VC	30
82 Ryan,N WY	26	eleven with	5	82 Fingers,R WA	29
83 Valenzuela,F HI	26			83 Bedrosian,S TX	29
86 Tudor,J AL	26			83 Gossage,G MN	29

ALL-TIME OFFENSIVE SINGLE SEASON RECORDS

GAMES		AVERAGE		AT BATS	
84 Henderson, R IL	174	84 Boggs, W IL	379	87 Fernandez, T WI	730
83 Sax, S UT	171	86 Boggs, W LV	377	83 Wilson, W AZ	727
90 Davis, A ON	169	83 Boggs, W IL	376	86 Butler, B HI	717
89 Alomar, R IC	168	85 Gwynn, T IL	359	88 Fernandez, T WI	714
87 Brooks, H WA	166	88 Dykstra, L VN	356	89 Gwynn, T KY	712
84 Molitor, P UT	165	85 Gwynn, T KY	354	84 Garcia, D TX	711
87 Carter, J VN	165	83 Pendleton, T WA	353	84 Wilson, W AZ	709
several with	162	87 Carew, R AZ	351	87 Carter, J VN	709
		85 Hayes, V VC	350	90 Mattingly, D AL	709
		87 Gladden, D OR	349	89 Fernandez, T WI	705
HITS		DOUBLES		TRIPLES	
87 Brooks, H WA	236	87 Mattingly, D AL	61	86 McGee, W VN	26
88 Gwynn, T KY	236	91 Brett, G CA	60	83 Wilson, W AZ	24
83 Wilson, W AZ	234	90 Boggs, W IA	59	86 Wilson, W AZ	23
86 Boggs, W LV	222	84 Moseby, L NY	57	85 Sandberg, R AZ	20
87 Mattingly, D AL	222	83 White, F WA	56	89 Reynolds, H WA	20
85 Raines, T LV	219	84 Hrbek, K HI	55	85 Wilson, W AZ	19
90 Winfield, D HI	216	82 Brett, G WY	52	88 Gwynn, T KY	19
90 Gwynn, T KY	216	88 James, D WI	51	five with	18
86 Larkin, B CA	216	83 Durham, L MN	50		
87 McGee, W VN	215	four with	49		
HOME RUNS		RBI		RUNS	
88 McGwire, M LV	58	88 McGwire, M LV	156	87 Davis, E VC	161
88 Dawson, A AZ	56	90 Canseco, J WA	154	84 Henderson, R IL	143
82 Schmidt, M MN	55	88 Strawberry, D AL	145	89 Gibson, K VN	135
90 Canseco, J WA	55	90 Jackson, B IA	144	88 Strawberry, D AL	128
88 Bell, G WI	53	88 Bell, G WI	141	84 Yount, R WA	126
84 Rice, J VC	52	83 Dawson, A AZ	138	85 Winfield, D HI	126
89 Strawberry, D AL	52	88 Guerrero, P WA	138	89 Daniels, K LV	126
90 Davis, E VC	52	87 Brooks, H WA	136	88 Dawson, A AZ	123
91 Jackson, B IA	52	88 Trammell, A NY	136	90 Henderson, R NY	123
three with	51	89 Jordan, R HI	136	two with	121
STRIKE OUTS		WALKS		STOLEN BASES	
90 Jackson, B IA	255	84 Henderson, R IL	171	88 Coleman, V NY	135
91 Jackson, B IA	218	88 Cangelosi, J VN	168	84 Henderson, R IL	130
91 Canseco, J WA	212	88 Clark, J LV	157	87 Davis, E VC	111
89 Galarraga, A AZ	192	86 Harrah, T VN	150	91 Nixon, O KY	96
90 Canseco, J WA	190	87 Roenicke, G IC	141	86 Coleman, V NY	92
88 Davis, E VC	186	91 Clark, J GI	134	82 Raines, T IN	89
91 Barfield, J GI	180	90 Clark, J HI	133	89 Henderson, R NY	84
89 Clark, J HI	177	90 Henderson, R NY	132	91 Raines, T IA	70
90 Tettleton, M OG	172	88 Henderson, R NY	127	84 Raines, T UT	69
91 Thomas, F AZ	172	91 Milligan, R AL	125	91 Henderson, R NY	69

SINGLE SEASON TEAM RECORDS

OFFENSIVE

	BEST		WORST	
Batting Average	Washington '88	.291	Kentucky '91	.229
On Base Pct.	Washington '88	.359	Kentucky '91	.294
Slugging Pct.	Las Vegas '88	.488	Iowa '85	.368
At Bats	Arizona '88	5866	Vernal '90	5407
Runs	Washington '88	937	Hawaii '90	584
Hits	Illinois '85	1687	Kentucky '91	1252
Doubles	Albany '87	354	Ogden '90	190
Triples	Illinois '84	75	Iowa '86	24
	Arizona '85	75		
Home Runs	Las Vegas '88	277	Indiana '82	101
			Illinois '82	101
Stolen Bases	New York '88	279	Ontario '84	37
Caught Stealing	Albany '90	9	Arizona '86	161
Ground into DP	Washington '91	103	Wisconsin '88	205
Walks	Illinois '84	739	Utah '83	403
Hit by Pitch	Illinois '84	64	three teams with	10
Strikeouts	Utah '84	705	Ogden '90	1254
Sacrifice Flies	New York '86	56	three teams with	25
Sacrifice Hits	Iowa City '87	70	several teams with	0


DEFENSIVE

	BEST		WORST	
ERA	Las Vegas '87	2.87	Vernal '88	5.28
Wins	Washington '83	105	Oregon '85	53
Saves	Washington '84	54	Oregon '85	11
Complete Games	Washington '83	100	Ontario '91	28
Innings Pitched	New York '86	1508	Vancouver '84	1378
Hits Allowed	Las Vegas '87	1215	Girard '91	1710
Runs Allowed	Las Vegas '87	541	Maine '83	933
Earned Runs Allowed	Las Vegas '87	465	Maine '83	836
Walks Allowed	New York '86	325	Hawaii '88	722
Strikeouts	Las Vegas '89	1273	Vancouver '83	615
Shut Outs	Las Vegas '87	22	Arizona '88	1
Double Plays Turned	Washington '86	207	Hawaii '90	88
Home Runs Allowed	Arizona '91	130	Albany '88	266
Errors	Vernal '90	75	Vancouver '87	165
	Vernal '91	75		




40 or more Home Runs in a Season

58	Mark McGwire, LV	1988	45	Jeff Burroughs, TX	1983
56	Andre Dawson, AZ	1988		Pedro Guerrero, WA	1986
55	Mike Schmidt, MN	1982		Eric Davis, VC	1987
	Jose Canseco, WA	1990		Dwight Evans, WA	1988
53	George Bell, WI	1988	44	Kirk Gibson, VN	1989
				Fred McGriff, VN	1990
52	Jim Rice, VC	1984		Ricky Jordan, HI	1989
	Darryl Strawberry, AL	1989	43	Kevin Mitchell, VC	1990
	Eric Davis, VC	1990			
	Bo Jackson, IA	1991		Mark McGwire, LV	1989
51	Darryl Strawberry, AL	1986	42	Kal Daniels, IA	1991
	Bo Jackson, IA	1990		Fred McGriff, VN	1991
	Howard Johnson, KY	1990			
50	Steve Balboni, VN	1986		Eddie Murray, MN	1984
	Danny Tartabull, VN	1988		Eric Davis, VC	1988
	Darryl Strawberry, AL	1990		Mike Schmidt, WI	1988
49	Darryl Strawberry, AL	1988	41	Jack Clark, VN	1990
				Ron Kittle, VN	1990
46	Tony Armas, IL	1985		Kevin Maas, GI	1991
	Dave Kingman, OR	1985	40		
	Glenn Davis, KY	1986		Mike Schmidt, UT	1985
	Kevin Mitchell, ON	1991		Dale Murphy, WI	1986
				Rueben Sierra, KY	1990
				Mike Schmidt, WI	1986
				Hubie Brooks, WA	1987
				George Brett, CA	1988
				Joe Carter, VN	1988
				Wally Joyner, IC	1988
				Jose Canseco, WA	1989
				Danny Tartabull, VN	1989
				Jack Clark, GI	1991



20 or more Wins in a Season

31	Dwight Gooden, VC	1986	21	Danny Darwin, MN	1982
27	Joe Niekro, MN	1983		Bill Gullickson, HI	1982
	Bob Welch, WA	1983		Phil Niekro, MN	1983
26	Mike Scott, KY	1987		Mike Boddicker, UT	1985
	Bob Welch, WA	1988		Eric Show, WA	1986
	Nolan Ryan, NY	1990		Dwight Gooden, VC	1988
25	Jerry Reuss, WA	1983		Jimny Key, VN	1988
	Roger Clemens, LV	1987		Mike Scott, KY	1988
24	Burt Hooton, IN	1982		David Cone, WA	1989
	Roger Clemens, LV	1989		Kelly Downs, VC	1989
	Bob Welch, WA	1989		Bryn Smith, NY	1989
	Ramon Martinez, VN	1991		John Smoltz, KY	1990
				Roger Clemens, IA	1991
23	Tom Seaver, IN	1982		David Cone, WA	1991
	Fernando Valenzuela, IL	1983	20	Doug Drabek, AZ	1991
	Mike Moore, HI	1986		Dave Stieb, IN	1982
	Nolan Ryan, VN	1986		Scott McGregor, IL	1983
	Dwight Gooden, VC	1987		LaMarr Hoyt, IL	1984
	Roger Clemens, LV	1988		Fernando Valenzuela, HI	1985
	Rick Reuschel, NY	1988		John Tudor, AL	1986
22	Dave Righetti, MN	1984		Dave Stieb, LV	1986
	Fernando Valenzuela, HI	1986		Orel Hershisier, VC	1987
	Eric King, LV	1987		Jimny Key, VN	1987
	David Palmer, IC	1987		Fernando Valenzuela, HI	1987
	Bob Welch, WA	1987		Jim Clancy, AZ	1988
	Mike Witt, VC	1987		Mark Gubicza, LV	1988
	Tom Candiotti, VN	1990		Teddy Higuera, CA	1988
	Mike Moore, IA	1990		Bret Saberhagen, WI	1988
	Dennis Martinez, WA	1991		Frank Viola, HI	1988
	Jose Rijo, VN	1991		Orel Hershisier, VC	1989
	John Tudor, VN	1991		Dave Stieb, NY	1990
	Bob Welch, WA	1991		Bob Welch, WA	1990
	David Wells, WA	1991		Bruce Hurst, CA	1991
	Ed Whitson, AZ	1991			



ROGER CLEMENS


PLAYERS	G	AB	R	H	2B	3B	HR	RBI	BB	HB	SO	SB	CS	GDP	S	SF	E	PCT	OBA	SLG
ALOMAR, ROBERTO	126	480	50	131	22	5	3	57	29		83	13	7					273	314	358
ALOMAR, SANDY	82	235	25	78	15	0	3	27	10	2	22	2	3	4	5	1	4	332	363	434
ANDERSON, DAVE	40	102	8	25	3	1	0	12	6	0	17	0	0	0	1	2	2	245	282	294
ANDERSON, KENT	23	42	2	11	2	1	0	2	5	0	15	0	0	1	0	0	0	262	340	357
BACKMAN, WALLY	115	393	52	111	29	6	4	41	46	2	71	11	4	5	3	0	3	282	361	417
BAERGA, CARLOS	111	397	41	103	20	5	9	49	20	3	78	0	0	9	0	3	13	259	298	403
BAINES, HAROLD	76	192	24	52	5	0	7	23	29	0	40	0	0	8	0	0	0	271	367	406
BARFIELD, JESSE	152	557	76	124	18	2	25	88	98	4	180	1	1	9	0	2	13	223	342	397
BELL, GEORGE	34	35	5	10	2	0	2	6	3	1	5	0	0	0	0	0	0	286	359	514
BELL, JAY	162	500	50	112	18	5	8	50	47	3	105	5	6	13	16	7	18	224	291	328
BERGMAN, DAVE	35	36	1	8	1	0	0	1	8	0	10	0	1	1	0	0	0	222	364	250
BICHETTE, DANTE	24	83	1	16	0	0	1	6	2		11	1	0					193	212	229
BIGGIO, CRAIG	127	455	48	121	21	0	6	55	37	4	85	10	2	13	5	1	6	266	326	352
BLAUSER, JEFF	147	502	55	125	28	4	3	32	40	5	117	2	4	14	3	1	21	249	310	339
BOGGS, WADE	130	433	57	129	29	5	6	50	52	0	45	0	0	10	2	4	16	298	370	430
BONDS, BARRY	162	624	118	194	40	4	37	119	88	2	98	51	13	11	0	8	8	311	393	566
BONILLA, BOBBY	150	597	84	147	30	8	20	79	39	0	121	2	1	17	0	5	7	246	290	424
BORDERS, PAT	124	409	48	126	27	1	16	64	23	0	75	1	1	11	0	3	2	308	343	496
BOSTON, DARYL	129	486	68	116	24	1	16	48	25	6	86	17	2	4	1	3	1	239	283	391
BREAM, SID	66	95	14	23	3	0	6	14	8	0	14	3	0	4	1	1	0	242	298	463
BRETT, GEORGE	155	607	66	165	60	5	10	82	48	0	97	8	2	27	0	4	11	272	323	437
BROWNE, JERRY	148	585	72	136	32	4	10	52	78	3	64	14	9	18	6	1	9	232	325	352
BRUNANSKY, TOM	40	105	8	23	7	1	1	10	13	0	24	0	0	1	0	0	1	219	305	333
BUECHELE, STEVE	91	196	19	34	8	0	4	18	22	3	41	0	0	6	8	0	4	173	267	276
BUHNER, JAY	66	158	23	38	13	0	10	29	16	3	39	0	2	3	0	1	2	241	320	513
BURKS, ELLIS	153	630	75	146	28	14	25	96	37	0	111	7	3	24	1	6	3	232	272	440
BUTLER, BRETT	161	647	91	175	24	7	0	37	99	10	73	52	15	9	2	4	4	270	374	329
CALDERON, IVAN	100	319	29	77	15	2	11	49	23	0	44	20	4	14	0	5	2	241	288	404
CANDALE, CASEY	75	216	25	53	4	7	1	10	22	1	29	7	2	3	4	0	2	245	318	343
CANSECO, JOSE	153	589	101	125	11	2	33	86	83	5	212	37	17	6	1	2	2	212	314	406
CARREON, MARK	10	26	4	3	1	0	0	2	1	0	10	0	0	0	0	1	0	115	143	154
CARTER, JOE	125	450	48	105	28	0	16	51	21	3	68	15	7	12	0	2	1	233	271	402
CERONE, RICK	9	23	3	9	1	0	1	3	0	0	1	0	0	0	0	0	0	391	391	565
CHAMBERLAIN, WES	22	72	11	20	4	1	2	6	4	0	11	1	0	0	0	0	0	278	316	444
CLARK, JACK	136	519	115	128	10	1	40	98	134	5	143	1	0	11	0	6	15	247	402	501
CLARK, JERALD	22	46	4	9	1	0	3	8	2	0	8	0	0	4	0	0	0	196	229	413
CLARK, WILL	147	581	81	157	34	3	20	75	55	5	95	7	1	12	2	5	13	270	336	442
COLE, ALEX	108	379	62	102	12	10	0	29	39	0	74	61	12	4	0	1	7	269	337	354
COLEMAN, VINCE	79	252	28	69	7	8	2	27	19		60	23	24					274	325	389
COTTO, HENRY	81	172	21	42	3	1	5	23	15		34	9	4					244	305	360
DANIELS, KAL	140	517	92	132	21	1	43	108	83	4	140	3	0	11	1	3	0	255	361	549
DASCENZO, DOUG	95	277	23	52	12	7	1	27	13	1	35	13	4	4	5	3	0	188	224	292
DAUGHERTY, JACK	95	319	43	85	24	3	8	31	19	2	45	0	0	4	0	2	5	266	310	436
DAULTON, DARREN	117	396	40	99	37	1	8	44	45	2	70	4	0	7	2	1	5	250	329	409
DAVIDSON, MARK	40	95	8	22	3	1	0	7	6	0	16	0	0	1	0	0	2	232	277	284
DAVIS, ALVIN	91	277	37	71	13	1	6	26	34	4	39	0	0	10	0	2	2	256	344	375
DAVIS, ERIC	138	547	89	122	27	4	25	58	73	5	135	17	5	9	2	3	2	223	318	424
DAVIS, GLENN	149	547	80	117	23	9	37	92	59	23	120	14	5	11	0	2	0	214	315	492
DAWSON, ANDRE	158	665	99	208	33	6	37	114	34	3	82	12	1	19	0	5	7	313	347	547
DECKER, STEVE	1	1	0	0	0	0	0	0	0	0	0	0	0	0	0	0	0	000	000	000
DEER, ROB	36	87	13	21	4	0	7	15	16	0	29	0	0	4	0	0	6	241	359	529
DESHEILDS, DELINO	141	528	80	137	27	3	9	42	50	6	94	41	15	11	1	1	6	259	330	373
DEVEREAUX, MIKE	97	269	23	58	13	0	4	20	29	0	45	9	4	11	12	0	8	216	292	309
DORAN, BILLY	108	293	45	63	19	1	3	22	57	0	65	8	2	5	0	2	5	215	341	317
DOWNING, BRIAN	47	124	16	42	10	1	2	8	16	1	16	0	0	4	1	0	0	339	418	484
DUCEY, ROB	25	33	2	12	2	0	0	9	4	1	13	0	0	0	0	0	0	364	447	424
DUNCAN, MARIANO	41	135	24	58	8	4	6	26	8	1	25	12	4	3	2	1	4	430	462	681

PLAYERS	G	AB	R	H	2B	3B	HR	RBI	BB	HB	SO	SB	CS	GDP	S	SF	E	PCT	OBA	SLG
DUNSTON, SHAWON	144	468	48	110	17	7	11	42	7	1	74	13	5	11	12	2	13	235	247	372
DYKSTRA, LENNY	138	486	80	173	36	3	5	72	57	8	37	20	8	5	0	3	6	356	430	473
EISIENREICH, JIM	112	333	38	99	17	11	4	46	26	0	45	3	4	6	0	2	1	297	346	450
ELSTER, KEVIN	52	103	10	14	3	0	5	10	4	0	21	0	0	3	0	0	4	136	168	311
EVANS, DWIGHT	5	7	1	1	0	0	0	0	1	0	0	0	0	0	0	0	0	143	250	143
FELDER, MIKE	5	16	1	1	0	0	0	0	0	0	1	2	0	0	0	0	0	063	063	063
FELIX, JUNIOR	17	36	1	8	2	0	0	4	1	0	7	3	1	0	0	1	0	222	237	278
FERMIN, FELIX	36	64	5	13	1	0	0	3	3	0	5	0	0	2	2	1	1	203	235	219
FERNANDEZ, TONY	155	461	74	122	16	14	5	52	42	8	73	11	6	9	1	0	8	265	337	393
FIELDER, CECIL	89	208	54	64	12	0	24	45	52	1	60	0	0	1	0	0	4	308	448	712
FINLEY, STEVE	2	1	0	0	0	0	0	0	0	0	0	0	0	0	0	0	0	000	000	000
FISK, CARLTON	148	522	72	142	21	0	17	64	57	11	83	6	0	18	0	1	4	272	355	410
FLETCHER, SCOTT	125	396	23	90	16	3	2	30	30	3	69	0	1	7	13	1	10	227	286	298
FRANCO, JULIO	145	559	74	134	14	1	7	38	64	1	95	39	18	17	1	6	13	240	316	306
FRYMAN, TRAVIS	154	623	73	177	26	2	21	62	36	3	144	14	3	14	0	2	35	284	325	433
GAGNE, GREG	51	29	13	9	0	1	2	8	1	0	6	2	0	0	2	2	1	310	313	586
GALLEGO, MIKE	1	4	0	0	0	0	0	0	0	0	1	0	0	0	0	0	0	000	000	000
GANT, RONNIE	156	641	110	177	31	5	37	95	61	0	113	22	5	17	1	6	10	276	336	513
GANTNER, JIM	48	132	20	30	0	1	0	6	17	1	20	3	1	3	2	2	3	227	316	242
GILKEY, BERNARD	17	22	3	5	2	1	0	2	4	0	2	4	1	1	0	0	0	227	346	409
GIRARDI, JOE	58	163	20	50	20	2	1	30	7	2	24	0	0	4	1	1	3	307	341	472
GONZALES, RENE	4	4	1	1	1	0	0	1	0	0	0	0	0	0	0	0	0	250	250	500
GONZALEZ, JOSE	15	17	5	3	2	1	0	2	0	0	7	1	0	1	0	1	0	176	167	412
GONZALEZ, JUAN	39	90	3	16	7	2	1	14	4	1	23	0	0	1	0	2	0	178	216	333
GRACE, MARK	64	176	15	37	5	0	1	11	20	1	13	4	3	5	0	0	2	210	294	256
GREENWELL, MIKE	18	26	2	8	2	1	0	4	0	0	3	0	0	0	0	0	0	308	308	462
GRIFFEY JR, KEN	156	637	87	169	30	7	18	69	52	5	105	19	3	17	0	5	10	265	323	419
GRIFFEY SR, KEN	114	357	50	128	9	1	15	72	47	0	36	2	3	6	0	2	0	359	431	515
GRISSOM, MARQUIS	25	50	7	12	4	0	0	4	7	0	10	4	1	0	1	0	0	240	333	320
GROBER, KELLY	151	566	79	122	28	2	21	61	42	12	104	5	2	15	1	5	15	216	282	383
GUERRERO, PEDRO	41	98	14	33	9	0	3	16	6	0	21	0	0	1	0	0	1	337	375	520
GUILLEN, OZZIE	139	497	37	134	16	5	0	54	19	0	62	9	6	5	15	2	15	270	295	322
GWYNN, CHRIS	12	27	4	6	1	0	1	2	3		5	0	0					222	300	370
GWYNN, TONY	153	647	52	160	29	10	2	56	27	0	77	14	4	7	9	3	6	247	276	332
HARPER, BRIAN	106	356	22	77	24	0	3	25	8	3	43	0	0	6	0	2	15	216	238	309
HARRIS, LENNY	14	23	1	6	0	0	0	2	1	0	1	1	2	0	0	1	1	261	280	261
HATCHER, BILLY	108	345	38	80	19	4	2	27	20	4	38	16	0	6	5	1	0	232	281	328
HAYES, CHARLIE	53	115	6	32	4	0	0	17	4	0	18	0	0	2	0	0	6	278	303	313
HAYES, VON	41	99	14	12	2	1	1	7	16	0	21	2	5	1	0	2	4	121	239	192
HEATH, MIKE	118	380	39	123	31	2	5	31	13	6	74	8	8	14	1	1	9	324	355	455
HENDERSON, DAVE	86	217	40	69	16	0	16	44	19	0	40	3	1	5	1	0	3	318	373	613
HENDERSON, RICKY	159	622	114	169	28	3	36	90	105	4	93	69	14	13	0	3	9	272	379	500
HORN, SAM	75	229	35	46	5	1	18	41	26	0	62	0	1	8	0	3	0	201	279	467
HRBEK, KENT	138	518	57	123	20	1	20	69	63	5	79	7	0	19	0	1	6	237	325	396
HUDLER, REX	3	1	0	0	0	0	0	0	0	0	0	2	0	0	0	0	0	000	000	000
HUSON, JEFF	46	114	13	18	4	0	0	9	15	2	25	2	0	2	1	0	3	158	267	193
JACKSON, BO	160	637	103	155	16	1	52	115	64	2	218	29	10	8	0	1	16	243	314	516
JACOBY, BROOK	159	543	70	137	20	1	11	47	67	2	68	0	1	19	7	3	5	252	335	354
JAMES, CHRIS	59	151	20	49	14	0	5	21	7	1	25	2	1	3	0	0	0	325	358	517
JAVIER, STAN	133	444	55	104	13	2	4	32	54	0	84	22	5	5	7	1	0	234	317	300
JEPPRIES, GREG	41	123	10	25	8	0	2	10	7	1	15	1	1	4	0	1	2	203	250	317
JOHNSON, HOWARD	158	592	75	128	36	6	17	73	59	0	114	22	6	11	0	3	26	216	286	383
JOHNSON, LANCE	65	170	16	47	5	3	0	18	7	0	21	5	4	7	0	1	7	276	303	341
JONES, RON	20	60	8	19	3	0	3	6	7	0	7	0	0	1	0	0	0	317	388	517
JOSE, FELIX	31	64	9	14	4	0	2	7	2	3	17	2	0	1	0	0	0	219	275	375
JOYNER, WALLY	82	241	32	72	18	0	6	32	28	0	29	1	0	4	2	2	3	299	369	448

PLAYERS	G	AB	R	H	2B	3B	HR	RBI	BB	HB	SO	SB	CS	GDP	S	SF	E	PCT	OBA	SLG	
JUSTICE, DAVE	144	560	65	112	19	4	24	76	74		138	8	4						200	293	377
KARKOVIC, RON	20	34	6	11	2	0	1	3	3	0	7	0	0	0	7	0	0		324	378	471
KELLY, ROBERTO	98	275	38	67	13	1	7	30	17	2	81	14	4	7	0	1	3		244	292	375
KING, JEFF	72	172	16	47	9	3	4	22	8	0	23	0	1	10	0	3	9		273	301	430
KRUK, JOHN	125	448	64	141	25	5	9	41	48	0	76	8	0	12	0	0	2		315	381	453
LAKE, STEVE	30	13	1	3	0	0	0	4	1	0	2	0	0	0	1	0	0		231	286	231
LANKFORD, RAY	36	127	14	27	5	2	5	14	10	0	37	4	0	2	0	1	0		213	268	402
LARKIN, BARRY	162	659	62	190	25	5	6	65	47	7	79	32	12	16	4	7	22		288	339	369
LAVALLIERE, MIKE	53	126	8	27	3	0	2	11	16	1	14	0	0	3	0	1	3		214	306	286
LEE, MANNY	24	60	3	9	1	2	0	4	3	0	11	1	0	1	0	2	3		150	185	233
LENKE, MARK	107	99	10	23	8	0	0	5	8	0	10	0	0	1	0	0	5		232	290	313
LEMON, CHET	94	286	29	56	14	1	4	26	45	3	53	0	0	7	0	3	6		196	309	294
LEYRITZ, JIM	18	20	2	6	3	1	0	7	5	1	9	0	0	1	0	1	0		300	444	550
LIND, JOSE	137	497	49	139	30	6	0	36	15	0	63	4	0	2	8	1	6		280	300	364
MAAS, KEVIN	131	452	79	128	15	0	42	100	64	2	126	0	0	6	0	6	1		283	370	595
MACFARLANE, MIKE	70	200	13	32	4	1	2	12	13	1	50	1	0	2	1	1	6		160	214	220
MACK, SHANE	151	590	69	144	12	9	5	68	53	7	165	24	8	9	12	2	7		244	313	320
MAGADAN, DAVE	147	557	85	169	19	8	9	63	79		99	0	1						303	390	415
MALDONADO, CANDY	62	199	29	59	8	0	15	32	15	3	43	1	0	6	0	0	0		296	355	563
MARSHALL, MIKE	12	34	2	8	2	1	0	0	1	1	8	0	0	0	0	0	0		235	278	353
MARTINEZ, DAVE	120	430	64	116	20	7	18	54	20	1	73	15	5	15	1	1	2		270	303	474
MARTINEZ, EDGAR	149	469	43	128	30	1	7	45	70	2	80	1	2	12	1	5	27		273	366	386
MCGEE, WILLIE	110	410	56	119	26	4	2	58	32	0	69	14	4	6	0	3	0		290	339	388
MCGRIFF, FRED	138	456	81	135	16	2	43	111	70	1	94	4	1	7	0	6	6		296	386	623
MCGWIRE, MARK	107	384	55	76	17	0	22	60	64	6	88	1	0	16	0	4	6		198	319	414
MCRAE, BRIAN	88	251	32	62	4	2	1	22	15	0	38	9	3	5	1	0	0		247	289	291
MCREYNOLDS, KEVIN	141	521	81	137	16	1	31	87	58	0	59	7	2	10	1	8	1		263	332	476
MELVIN, BOB	47	116	6	22	2	0	1	5	3	0	24	0	0	2	1	0	3		190	210	233
MEULENS, HENSLEY	43	139	9	35	10	1	4	18	7		40	0	0						252	288	424
MILLIGAN, RANDY	159	535	97	124	19	3	37	91	125	3	116	0	6	10	2	5	7		232	377	486
MITCHELL, KEVIN	160	628	85	172	24	5	46	115	60	2	117	7	9	14	0	4	7		274	337	548
MOLITOR, PAUL	122	380	43	95	23	2	7	46	25	0	67	13	7	10	11	1	35		250	296	376
MORRIS, HAL	133	464	71	151	41	9	12	58	35	0	54	10	5	9	0	3	1		325	371	530
MOSEBY, LLOYD	128	405	65	110	24	6	13	46	36	2	78	12	3	17	0	2	1		272	323	457
MURPHY, DALE	49	139	24	41	4	2	14	30	23	0	21	2	0	5	0	0	1		295	395	655
MURRAY, EDDIE	148	601	96	206	36	8	27	95	62		86	0	1						343	404	564
MYERS, GREG	9	22	1	5	0	0	0	2	1	0	1	0	0	0	0	0	0		227	261	227
NIXON, OTIS	108	353	45	79	9	1	0	15	53	0	76	96	9	5	3	2	5		224	324	255
O'BRIEN, CHARLIE	4	2	0	0	0	0	0	1	0		0	0	0						000	000	000
O'NIELL, PAUL	123	443	42	104	22	1	9	34	31	4	89	12	7	16	0	3	0		235	289	350
OLIVER, JOE	88	184	15	36	14	1	1	13	10	1	43	0	0	2	9	0	2		196	241	299
OLSON, GREG	43	118	16	39	10	1	3	13	6	2	14	0	2	4	0	0	0		331	373	508
OQUENDO, JOSE	39	80	8	15	3	0	0	2	12	0	10	0	0	2	1	0	1		188	293	225
ORSULAK, JOE	38	52	10	14	4	0	2	12	6	0	4	1	1	3	0	2	0		269	333	462
ORTIZ, JUNIOR	102	355	26	107	10	3	0	38	19	3	52	0	1	11	1	1	4		301	340	346
OWEN, SPIKE	138	409	46	72	18	3	2	26	56	0	72	8	3	6	9	3	10		176	274	249
PAGLIARULO, MIKE	28	79	12	15	3	0	2	3	11		14	0	0						190	289	304
PAGNOZZI, TOM	27	54	5	13	6	0	0	2	0	1	12	0	0	0	0	0	0		241	255	352
PALMEIRO, RAFAEL	143	530	61	143	30	4	7	59	27	3	64	1	2	16	0	6	7		270	306	381
PARENT, MARK	16	48	2	12	3	0	1	2	4	0	11	0	0	0	0	0	0		250	308	375
PARKER, DAVE	128	428	37	108	17	4	11	41	24	3	88	1	0	15	0	1	0		252	296	388
PARRISH, LANCE	132	441	43	114	17	0	18	63	39	2	115	1	1	9	1	1	13		259	321	420
PASQUA, DAN	120	384	46	95	35	3	13	46	32	2	105	0	0	8	1	3	17		247	306	456
PECOTA, BILL	51	128	10	28	10	0	1	19	9	0	21	3	0	4	2	3	2		219	264	320
PENA, TONY	31	59	6	11	4	0	1	6	4	0	11	1	1	2	0	1	0		186	234	305
PENDLETON, TERRY	10	29	1	5	1	0	0	0	2		1	0	0						172	226	207
PHILLIPS, TONY	131	409	56	88	12	4	3	33	79	5	85	9	2	9	4	4	3		215	346	286

PLAYERS	G	AB	R	H	2B	3B	HR	RBI	BB	HB	SO	SB	CS	GDP	S	SF	E	PCT	OBA	SLG	
POLONIA, LUIS	102	399	55	121	6	8	1	38	16		50	15	6						303	330	366
PRESLEY, JIM	51	151	17	34	9	0	7	25	11	2	30	0	1	3	0	0	0	225	287	424	
PUCKETT, KIRBY	160	615	65	160	34	4	12	72	44	2	97	9	7	16	0	4	8	260	310	387	
QUINTANA, CARLOS	37	85	8	22	0	0	0	4	12	0	18	0	1	4	2	0	0	259	351	259	
QUIRK, JAMIE	16	34	2	11	0	1	1	3	4	1	7	0	0	0	0	0	1	324	410	471	
RAINES, TIM	147	605	95	147	19	4	8	37	74	2	77	70	17	13	0	3	6	243	326	327	
RAMOS, DOMINGO	3	5	0	0	0	0	0	0	0		0	0	0					000	000	000	
RANDOLPH, WILLIE	60	153	10	34	3	3	0	16	11	1	14	3	2	5	4	3	4	222	274	281	
RAY, JOHNNY	10	37	6	9	3	0	0	2	1	0	3	0	0	0	0	0	0	243	263	324	
REED, JEFF	47	141	21	30	8	0	4	13	16	0	24	0	0	5	0	3	3	213	288	355	
REED, JODIE	144	434	43	99	37	0	2	48	51	4	55	2	0	10	16	2	6	228	314	327	
REYNOLDS, HAROLD	99	191	23	38	18	3	1	20	18	0	19	7	2	1	1	2	7	199	265	340	
REYNOLDS, R.J.	51	90	15	21	3	1	0	9	13	0	17	4	3	2	0	2	2	233	324	289	
RILES, ERNEST	2	8	0	0	0	0	0	0	0	0	2	0	0	0	0	0	0	000	000	000	
RIPKEN, BILLY	56	184	8	54	10	1	0	12	11		27	1	0					293	333	359	
RIPKEN, CAL	162	596	70	144	27	0	23	72	51	2	71	4	0	20	3	4	0	242	302	403	
RIVERA, LUIS	1	1	1	0	0	0	0	0	0	0	0	0	0	0	0	0	0	000	000	000	
ROBERTS, BIP	157	644	85	183	38	4	7	61	52	6	83	27	3	23	6	8	7	284	339	388	
SABO, CHRIS	61	181	27	57	11	0	12	44	17	3	26	8	5	2	0	3	0	315	377	575	
SALAZAR, LOUIS	12	36	1	6	3	0	0	2	0	0	8	0	0	0	0	0	1	167	167	250	
SAMUEL, JUAN	45	62	7	9	4	0	2	4	1	0	25	9	5	0	2	1	0	145	156	306	
SANDBERG, RYNE	154	651	99	183	31	3	37	104	56	0	108	27	7	14	0	4	10	281	336	508	
SANTIAGO, BENITO	139	521	61	138	14	11	15	70	32	1	82	9	8	15	2	6	13	265	305	420	
SASSER, MACKEY	65	188	12	48	7	0	3	15	7	0	23	0	0	2	0	0	4	255	282	340	
SAX, STEVE	129	402	48	111	16	0	6	50	10	2	36	22	8	4	7	1	10	276	296	361	
SCHOFIELD, DICK	40	115	8	22	1	0	0	7	14	0	36	0	0	2	5	0	8	191	279	200	
SCIOSCIA, MIKE	109	326	39	74	21	0	8	32	35	8	40	2	1	4	0	3	4	227	315	365	
SEGUI, DAVE	7	21	0	4	0	0	0	1	2	0	2	0	0	0	0	0	0	190	261	190	
SEITZER, KEVIN	2	2	0	1	0	0	0	1	0	0	0	0	0	0	0	0	0	500	500	500	
SHARPERSON, MIKE	66	138	29	45	6	2	2	15	17	1	11	2	1	4	2	0	10	326	404	442	
SHEFFIELD, GARY	138	504	64	129	31	3	5	59	45	3	71	28	12	11	5	4	26	256	318	359	
SIERRA, RUEBEN	59	179	13	40	7	2	2	17	8	0	27	0	0	7	0	0	2	223	257	318	
SKINNER, JOEL	3	1	0	0	0	0	0	0	1	0	1	0	0	0	0	0	0	000	500	000	
SLAUGHT, DON	140	505	57	141	48	4	12	62	51	6	65	0	0	7	1	0	18	279	352	461	
SMITH, LONNIE	157	607	78	160	29	14	11	78	72	8	101	19	3	6	3	6	0	264	346	412	
SMITH, OZZIE	160	528	47	115	20	3	0	45	60	1	53	27	16	15	14	3	14	218	297	267	
SNYDER, CORY	1	0	0	0	0	0	0	0	0	0	0	0	0	0	0	0	0	000	000	000	
SOSA, SAMMY	87	197	31	47	7	4	11	25	7	1	52	9	3	5	0	1	5	239	267	482	
SPIERS, BILL	1	0	0	0	0	0	0	0	0	0	0	0	1	0	0	0	0	000	000	000	
STEINBACH, TERRY	14	26	2	2	1	0	0	1	4	1	1	0	0	0	1	0	1	077	226	115	
STEVENS, LEE	2	0	0	0	0	0	0	0	0	0	0	0	0	0	0	0	0	000	000	000	
STILLWELL, KIRT	11	12	3	3	0	0	0	1	1	0	1	0	0	1	0	0	0	250	308	250	
STRAWBERRY, DARRYL	138	455	78	104	13	1	34	92	69	3	108	11	7	7	0	4	3	229	331	486	
STUBBS, FRANKLIN	152	538	86	142	26	1	35	96	56	0	114	29	9	12	5	0	8	264	333	511	
SURHOFF, B.J.	89	265	17	57	13	0	2	24	16	0	26	4	2	8	3	1	4	215	259	287	
TARTABULL, DANNY	14	22	3	10	0	0	0	1	5	0	6	1	0	0	0	0	1	455	556	455	
TETTLETON, MICKEY	106	307	46	66	16	0	12	30	75		114	0	1					215	369	384	
TEUFEL, TIM	46	119	12	23	8	0	5	17	3	0	36	0	0	3	0	0	2	193	213	387	
THOMAS, FRANK	146	528	96	178	24	7	20	69	103	8	172	0	0	2	0	3	0	337	450	523	
THOMPSON, MILT	8	4	0	1	1	0	0	0	1	0	0	0	1	0	0	0	0	250	400	500	
THOMPSON, ROBBIE	102	293	35	67	11	1	12	41	30	3	76	4	3	4	11	1	4	229	306	396	
THON, DICKIE	5	14	1	3	0	0	0	0	1	0	2	1	1	0	0	0	1	214	267	214	
TRAMWELL, ALAN	154	627	68	161	24	1	14	67	66	0	84	23	9	17	4	3	13	257	326	365	
VALLE, DAVE	76	188	27	45	12	0	6	22	31		21	0	0					239	347	399	
VAN SLYKE, ANDY	161	605	107	175	37	7	22	91	75	0	131	22	8	11	6	5	8	289	365	483	
VENTURA, ROBIN	98	252	19	48	9	0	1	26	17	0	31	1	0	10	17	4	16	190	238	238	
VILLANUEVA, HECTOR	43	92	14	25	2	0	8	18	5	1	19	1	0	3	0	0	9	272	316	554	

PLAYERS	G	AB	R	H	2B	3B	HR	RBI	BB	HB	SO	SB	CS	GDP	S	SF	E	PCT	OBA	SLG
VIZQUEL, OMAR	20	23	0	3	0	0	0	0	0	0	1	0	0	1	0	0	0	130	130	130
WALKER, LARRY	105	325	38	58	8	2	12	53	29	2	110	15	2	7	2	1	3	178	249	326
WALLACH, TIM	156	592	64	148	31	3	20	62	44	3	84	7	9	13	1	5	20	250	303	414
WALTON, JEROME	63	125	20	37	7	0	0	5	16	1	18	7	3	0	0	1	3	296	378	352
WEISS, WALT	160	534	51	137	15	2	3	45	48		63	4	6					257	318	309
WHITAKER, LOU	142	424	64	98	28	1	13	45	53	0	71	2	1	12	0	2	4	231	315	394
WHITE, DEVON	41	77	13	22	7	0	2	13	3	0	14	7	1	0	1	0	0	286	313	455
WHITEN, MARK	9	29	6	7	1	0	0	1	3	0	4	0	0	0	0	0	1	241	313	276
WILLIAMS, MATT	157	618	78	153	24	6	29	92	33	6	166	6	1	22	0	5	24	248	290	447
WILSON, WILLIE	135	518	70	122	15	4	4	37	49		105	34	11					236	302	303
WINFIELD, DAVE	98	276	27	68	11	3	6	41	30	0	43	0	1	11	0	5	0	246	315	373
WORTHINGTON, CRAIG	5	9	1	0	0	0	0	0	1	0	1	0	0	0	0	0	0	000	100	000
YELDING, ERIC	5	4	1	0	0	0	0	0	1	0	1	0	0	1	0	0	0	000	200	000
YOUNT, ROBIN	54	92	15	23	0	0	1	9	14	2	17	5	6	1	0	0	1	250	361	283
ZEILE, TODD	39	113	11	30	8	3	1	14	12	1	14	2	0	2	0	1	5	265	339	416



PITCHER	ERA	W	L	PCT	G	GS	CG	SH	SV	IP	H	R	ER	HR	BB	SO	WP	BK
AGOSTO, JUAN	4.50	2	0	1000	17	0	0	0	0	14.00	16	9	7	2	5	10	1	0
AGUILERA, RICK	1.83	7	4	636	60	0	0	0	6	83.67	56	18	17	5	21	94	5	0
ANDERSEN, LARRY	4.07	3	6	333	52	0	0	0	8	84.00	93	45	38	13	35	82	5	0
APPIER, KEVIN	4.17	19	13	594	35	34	9	2	0	248.33	273	122	115	34	85	167	4	0
AQUINO, LUIS	4.29	4	7	364	28	8	1	0	0	105.00	93	53	50	12	43	46	2	0
ARMSTRONG, JACK	4.40	9	15	375	29	27	10	0	0	176.00	178	93	86	10	76	117	10	9
ASSENMACHER, PAUL	4.37	1	2	333	52	0	0	0	1	105.00	105	57	51	19	39	103	3	0
AVERY, STEVE	9.00	0	2	000	2	2	0	0	0	8.00	13	9	8	1	6	4	0	0
BEDROSIAN, STEVE	4.27	3	5	375	54	0	0	0	7	99.00	105	53	47	9	57	51	5	0
BELCHER, TIM	4.73	3	4	429	10	10	2	0	0	64.67	59	36	34	10	36	37	3	1
BELINDA, STAN	4.35	6	2	750	75	0	0	0	5	118.00	123	60	57	9	61	113	5	0
BENES, ANDY	5.11	6	9	400	27	27	3	1	0	163.67	185	97	93	28	66	123	1	5
BLACK, BUD	4.89	13	15	464	32	32	7	0	0	208.00	192	116	113	33	84	87	9	1
BODDICKER, MIKE	4.51	13	14	481	35	35	4	0	0	241.33	293	128	121	15	88	144		
BOLTON, TOM	3.21	12	5	706	27	23	4	0	0	174.00	167	68	62	12	68	76	2	1
BOSIO, CHRIS	5.09	4	6	400	12	12	4	0	0	81.33	83	49	46	10	31	52	3	0
BOYD, OIL CAN	4.24	10	17	370	33	33	7	1	0	223.00	235	117	105	31	75	114	4	3
BRANTLEY, JEFF	2.24	4	4	500	69	0	0	0	32	88.33	80	30	22	6	33	77	1	1
BROWN, KEVIN	5.16	10	16	385	32	32	8	0	0	221.67	270	138	127	30	76	107	10	0
BURKE, TIM	5.56	2	3	400	36	0	0	0	4	56.67	78	39	35	8	29	28	1	2
BURKETT, JOHN	6.11	7	13	350	26	26	5	1	0	159.00	232	115	108	18	49	84	0	3
BURNS, TODD	6.00	0	0	---	2	0	0	0	0	6.00	3	5	4	1	5	4	0	0
CHARLTON, NORM	3.80	14	13	519	30	28	11	1	0	220.33	212	112	93	23	120	184	10	4
CHIAMPARINO, SCOTT	5.87	1	2	333	3	3	1	0	0	15.33	22	13	10	2	9	8	4	0
CLEMENS, ROGER	3.01	21	14	600	41	41	23	3	0	323.00	280	124	108	31	82	310	8	0
CONSTOCK, KEITH	3.44	1	2	333	30	0	0	0	5	36.67	33	15	14	3	12	36	1	1
CONE, DAVID	3.71	21	10	677	39	39	15	2	0	306.00	295	139	126	35	99	343	14	7
CREWS, TIM	2.85	12	4	750	44	15	4	2	2	161.33	139	53	51	17	41	111	2	0
CRIM, CHUCK	3.07	5	4	556	70	0	0	0	3	114.33	120	42	39	5	27	52	0	1
DARWIN, DANNY	3.42	14	15	483	33	33	14	2	0	279.00	227	114	106	28	59	131	0	5
DAVIS, MARK	4.91	2	5	286	38	0	0	0	1	62.33	59	43	34	7	58	66	2	0
DAYLEY, KEN	2.70	2	1	667	16	0	0	0	0	20.00	14	7	6	2	7	13	1	0
DEJESUS, JOSE	4.55	6	18	250	32	32	8	1	0	221.67	187	121	112	25	125	159	3	0
DELEON, JOSE	12.28	0	1	000	2	2	0	0	0	7.33	12	10	10	1	4	5	0	0
DELUCIA, RICH	4.00	1	0	1000	1	1	1	0	0	9.00	8	4	4	1	4	3	0	0
DIBBLE, ROB	2.48	4	6	400	72	0	0	0	35	94.33	75	33	26	7	47	113	6	2
DOWNES, KELLY	4.96	1	2	333	3	2	1	0	0	16.33	18	11	9	3	5	4	1	0
DRABEK, DOUG	3.08	21	8	724	38	38	15	4	0	289.00	247	112	99	26	104	162	10	0
ECKERSLEY, DENNIS	1.99	11	4	733	82	0	0	0	37	113.33	64	28	25	6	23	114	0	0
EICHORN, MARK	4.79	1	6	143	64	0	0	0	1	112.67	147	66	60	8	52	90	2	0
ERICKSON, SCOTT	5.96	5	10	333	30	27	1	0	0	140.33	179	102	93	25	76	61	4	0
FARR, STEVE	3.56	9	9	500	56	0	0	0	8	108.67	106	54	43	11	49	80		
FERNANDEZ, ALEX	4.30	8	7	533	19	19	4	4	0	113.00	120	59	54	9	53	79	2	0
FERNANDEZ, SID	3.45	17	9	654	33	33	10	5	0	240.33	192	96	92	27	97	238		
FINLEY, CHUCK	4.28	15	13	536	38	38	8	1	0	254.67	269	134	121	32	110	175	13	0
FRANCO, JOHN	4.23	1	2	333	34	0	0	0	2	61.67	60	32	29	9	22	54	7	4
FRASER, WILLIE	3.34	3	3	500	44	0	0	0	9	62.00	53	26	23	9	17	20	2	0
FREY, STEVE	3.54	5	4	556	62	0	0	0	9	96.67	79	44	38	11	50	46	0	0
GARDNER, MARK	4.40	10	15	400	31	31	12	2	0	215.00	196	113	105	28	81	183	2	0
GLEATON, J.D.	2.25	3	3	500	43	0	0	0	9	60.00	51	18	15	3	26	39	2	2
GOODEN, DWIGHT	3.62	12	26	316	41	41	20	1	0	337.67	350	159	136	24	119	322	6	3
GORDON, TOM	3.92	5	4	556	9	9	3	1	0	59.67	53	28	26	11	28	45	0	0
GREENE, TOMMY	3.66	1	1	500	5	2	1	0	0	19.67	10	9	8	2	13	8	0	0
GUETTERMAN, LEE	2.07	6	4	600	50	0	0	0	2	87.00	72	22	20	6	28	44		
HANSON, ERIK	4.52	11	25	306	40	40	14	2	0	293.00	306	162	147	43	86	267	4	1
HARKEY, MIKE	4.43	8	11	421	26	26	10	0	0	181.00	169	98	89	25	70	101	12	1



PITCHER	ERA	W	L	PCT	G	GS	CG	SH	SV	IP	H	R	ER	HR	BB	SO	WP	BK
HARNISCH, PETE	4.56	1	2	333	7	7	1	0	0	47.33	51	26	24	6	26	32	0	0
HARRIS, GREG W	3.27	7	4	636	63	0	0	0	7	124.00	100	53	45	17	61	96	0	2
HARRIS, REGGIE	7.56	0	1	000	7	0	0	0	0	16.67	15	14	14	3	9	16	2	0
HARTLEY, MIKE	2.54	6	3	667	10	10	2	1	0	67.33	44	22	19	9	20	58	0	0
HARVEY, BRYAN	3.91	3	4	429	54	0	0	0	25	48.33	39	21	21	7	23	60	0	0
HENKE, TOM	3.11	4	6	400	72	0	0	0	2	89.67	64	33	31	14	26	97	6	0
HIBBARD, GREG	4.26	7	13	350	25	25	6	0	0	169.00	203	92	80	18	51	67	1	0
HIGUERA, TEDDY	3.12	3	1	750	6	6	0	0	0	43.33	47	15	15	5	19	26	1	0
HOLMAN, BRIAN	6.75	8	12	400	25	25	3	1	0	137.33	166	108	103	13	72	85	6	2
HONEYCUTT, RICK	2.52	2	4	333	32	0	0	0	9	35.67	31	11	10	1	11	26	4	0
HOWELL, JAY	4.75	7	6	538	57	0	0	0	2	89.00	107	50	47	8	32	76	9	2
HURST, BRUCE	3.46	20	17	541	41	41	22	2	0	322.67	302	137	124	35	104	227	9	2
JACKSON, MIKE	2.87	1	3	250	16	0	0	0	0	15.67	14	5	5	3	6	12	3	0
JOHNSON, RANDY	5.52	12	15	444	33	33	4	0	0	205.33	204	141	126	31	107	175	6	2
JONES, BARRY	2.48	0	0	---	32	0	0	0	9	29.00	25	8	8	2	8	23	0	0
JONES, DOUG	2.62	5	5	500	60	0	0	0	21	92.67	69	30	27	8	32	68		
KEY, JIMMY	3.20	1	1	500	3	3	0	0	0	19.67	21	7	7	0	5	9		
KING, ERIC	4.52	8	8	500	24	24	5	0	0	161.33	182	87	81	15	49	58	2	6
LANGSTON, MARK	5.35	12	15	444	31	31	7	1	0	197.00	214	133	117	27	95	168	6	0
LEFFERTS, CRAIG	2.94	0	1	000	18	0	0	0	0	15.33	10	5	5	0	5	15		
LEIBRANDT, CHARLIE	4.59	10	14	417	33	33	6	0	0	205.67	222	117	105	23	60	96	2	2
MADDUX, GREG	4.67	9	17	346	31	31	9	2	0	215.67	247	118	112	21	72	127	1	1
MARTINEZ, DENNIS	3.12	22	13	629	39	39	18	4	0	306.00	286	117	106	30	68	211	3	0
MARTINEZ, RAMON	3.59	24	7	774	40	40	19	2	0	321.33	242	130	128	45	116	275	3	2
MCCASKILL, KIRK	5.01	10	14	417	33	33	5	1	0	197.67	201	114	110	24	116	84		
MCCULLERS, LANCE	2.91	6	4	600	58	0	0	0	8	117.33	79	42	38	16	42	77	6	0
MCDONALD, BEN	3.41	16	11	593	34	32	5	3	0	234.67	199	95	89	30	87	117		
MCDOWELL, JACK	7.50	3	7	300	15	15	1	0	0	78.00	100	69	65	16	44	52	4	0
MCGAFFIGAN, ANDY	9.00	1	0	1000	3	1	0	0	0	7.00	12	7	7	2	2	5	0	0
MERCKER, KENT	3.31	3	3	500	57	0	0	0	18	68.00	66	25	25	7	31	57	1	0
MONTGOMERY, JEFF	4.69	5	8	385	63	0	0	0	9	80.67	70	49	42	10	37	88	6	0
MORGAN, MIKE	4.58	12	19	387	38	38	10	1	0	261.33	391	140	133	40	72	129	4	2
MUHOLLAND, TERRY	4.21	10	6	625	29	26	6	1	0	201.00	202	100	94	32	51	62	5	0
MYERS, RANDY	2.70	4	4	500	57	0	0	0	6	73.33	46	24	22	8	35	93	3	0
NABHOLZ, CHRIS	3.26	1	4	200	5	5	1	1	0	38.67	21	14	14	2	29	27	0	0
NEIDLINGER, JIM	4.05	3	0	1000	7	7	0	0	0	46.67	37	24	21	8	12	31	0	0
NELSON, GENE	4.87	4	0	1000	34	0	0	0	0	44.33	49	27	24	7	11	16	1	0
NUNEZ, EDWIN	3.84	11	2	846	63	0	0	0	0	138.33	132	63	59	10	74	114	8	0
OLIN, STEVE	3.60	0	0	---	3	0	0	0	0	5.00	6	2	2	1	0	5	0	0
OLIVERES, FRANCISCO	6.53	3	2	600	31	0	0	0	0	70.33	74	52	51	13	37	60	1	0
OLSON, GREGG	2.75	4	2	667	44	0	0	0	20	39.33	33	14	12	2	21	41	0	0
PALL, DOWN	4.76	1	1	500	28	0	0	0	0	39.67	44	24	21	7	8	28	4	0
PENA, ALEJANDRO	5.66	1	1	500	16	0	0	0	1	20.67	32	14	13	4	10	14	0	0
PEREZ, MELIDO	6.53	3	3	500	6	6	0	0	0	30.33	30	25	22	3	25	19	2	0
PLESAC, DAN	5.35	0	1	000	29	0	0	0	0	38.67	46	26	23	3	16	36	1	0
PORTUGAL, MARK	4.45	9	13	409	28	28	7	0	0	198.00	195	107	98	33	79	136	7	0
RADINSKY, SCOTT	3.26	5	1	833	50	0	0	0	0	38.67	36	14	14	3	19	35	3	0
RASMUSSEN, DENNIS	8.82	0	2	000	3	3	0	0	0	16.33	34	19	16	6	7	3	0	0
RIJO, JOSE	3.00	22	6	786	33	33	13	2	0	258.00	206	93	86	26	98	197	3	3
ROBINSON, RON	4.89	5	11	313	16	16	1	0	0	99.33	130	63	54	6	30	37	0	0
ROGERS, KEN	5.53	5	7	417	30	15	2	0	0	109.00	117	75	67	11	48	89	6	0
RYAN, NOLAN	3.02	18	16	529	41	41	21	2	0	336.33	256	124	113	30	142	378	22	1
SAMPEN, BILL	12.00	0	0	---	1	1	0	0	0	3.00	9	4	4	2	0	3	0	0
SCHATZEDER, DAN	2.31	1	5	167	32	2	0	0	1	70.00	72	22	18	5	22	35	0	1
SMITH, DAVE	1.88	3	9	250	59	0	0	0	35	71.67	46	18	15	4	22	63	3	6
SMITH, LEE	2.37	8	3	727	73	0	0	0	5	129.00	113	45	34	10	35	124	1	0

PITCHER	ERA	W	L	PCT	G	GS	CG	SH	SV	IP	H	R	ER	HR	BB	SO	WP	BK
SMITH, ZANE	2.98	15	8	652	34	24	11	0	1	217.33	207	85	72	16	52	123	1	0
SMOLTZ, JOHN	4.17	12	18	400	39	39	14	0	0	270.00	248	141	125	36	112	187	22	4
STEWART, DAVE	3.35	11	19	367	34	34	17	1	0	263.00	247	106	98	18	85	178	3	0
STIEB, DAVE	4.92	12	22	353	41	41	8	2	0	254.33	294	166	139	26	108	141	8	0
SWIFT, BILL	4.38	7	10	412	67	0	0	0	4	113.00	129	72	55	10	32	19	7	6
TAPANI, KEVIN	4.74	8	16	333	28	28	4	0	0	167.00	211	102	88	16	50	100	0	0
TEWKSBURY, BOB	4.74	11	12	478	30	30	6	0	0	209.00	260	116	110	15	57	73	1	0
THIGPEN, BOBBY	2.49	4	2	667	64	0	0	0	22	76.00	64	22	21	5	24	67	3	0
TOMLIN, RANDY	3.18	3	2	600	6	6	1	0	0	45.33	38	16	16	7	7	26	0	0
TUDOR, JOHN	2.51	22	8	733	35	32	12	2	0	251.00	215	83	70	29	58	110	1	0
VIOLA, FRANK	3.51	17	16	515	39	39	19	1	0	300.33	383	125	117	37	90	228	17	0
WARD, DUANE	1.17	1	1	500	6	0	0	0	1	7.67	3	1	1	0	0	9	0	0
WAYNE, GARY	4.34	0	0	---	34	0	0	0	1	29.00	28	15	14	4	14	12	1	0
WELCH, BOB	3.98	22	13	629	40	40	13	2	0	291.67	290	139	129	27	109	157	5	4
WELLS, DAVID	3.62	22	6	786	44	33	9	1	0	268.33	251	121	108	25	74	148	10	2
WHITEHURST, WALLY	3.30	2	4	333	47	0	0	0	6	62.67	65	29	23	6	17	42	2	0
WHITSON, ED	3.62	22	13	629	39	39	14	2	0	293.67	286	123	118	22	68	160	1	0
WILLIAMS, MITCH	36.00	0	0	---	1	0	0	0	0	1.00	4	4	4	1	1	1	0	0
WILLIAMSON, MARK	3.33	0	0	---	27	0	0	0	0	46.00	33	17	17	5	19	37		
WILSON, TREVOR	4.31	6	9	400	61	18	1	0	1	179.67	161	97	86	22	45	117	3	2
WITT, BOBBY	4.13	15	15	500	41	41	13	2	0	287.67	265	155	132	30	140	291	12	0
WITT, MIKE	9.00	1	4	200	10	6	0	0	0	32.00	49	32	32	8	17	14	3	0
YOUNG, MATT	3.67	14	12	538	40	40	4	0	0	248.00	245	118	101	16	122	184	15	0

APRIL	PLAYER OF THE MONTH
MAY	Kevin Mitchell, Ontario
JUNE	Andy Van Slyke, Washington
JULY	Kevin McReynolds, Vancouver
AUGUST	Fred McGriff, Vernal
SEPTEMBER	Franklin Stubbs, Washington
	Rickey Henderson, New York

PITCHER OF THE MONTH
Jeff Brantley, Ontario
Bob Welch, Washington
Roger Clemens, Iowa
Ramon Martinez, Vernal
Dennis Eckersley, New York
David Wells, Washington