


# STRAT-O-MATIC BASEBALL



STRAT-O-MATIC LEAGUE

1990  
YEARBOOK


In 1990 the Salt Lake S-O-M League saw the addition of two new coaches, a renewal of league commitment, a dominating new champion, and a number of great individual accomplishments.

Rick Rodrick and Mike Ochirero, experienced gamers each, brought a new sense of excitement to the league. Rick assumed the former Las Vegas SilverSox, a two-time former league champion, and quickly relocated the team to Iowa. (The Iowa City Lightning having relocated in Ogden). In Keeping with the playful and creative nature of league moniker, Iowa was nicknamed the "Humidity" -- giving rise to the old axiom "If it ain't the Heat (Arizona) that gets ya, it's the Humidity".


Rick's impact wasn't restricted to good humor. He and Ochi became the two most active traders in the league. Mike hit the trade wires quickly and acquired three first round picks. With Mike and Pick making a number of personnel moves, it was readily apparent that the new guys meant business.

The draft was arguably very weak. But talented Ken Griffey Jr was a solid first pick of the draft, taken by Hawaii. But, in what has become a very controversial trade, Griffey was dealt to Vancouver in a three-team, nine-player deal. The psychological factor alone led to the demise of Hawaii. And Vancouver, without the need for Griffey, narrowly took the West regular season title.

Trading and player movement took on greater dimension in 1990. A 'this year, next year' attitude crept into managerial thinking. There were more future draft pick and prospect trades made than ever before. Role players and specialists became important trade commodities. Age and Major League status became discussion points. Sophisticated and creative trading became the rule. Some decisions revolved around potential play-off opportunities. The league in general became more savvy. And competition improved.




Howard Johnson hit 51 home runs and stole 13 bases last year.




Ruben Sierra

The play-off races were tremendous. The Iowa Humidity and Vancouver Mounties staged a season long challenge for the West. And, with their best season ever, the California Dragons finished third, clinching the final playoff spot. In the East, the Kentucky K-Nines parlayed the momentum of acquiring John Smoltz into a season rout. However, the Washington Generals, New York Knights, and Vernal Equinox made for exciting seasonal play by battling for the other two play-off spots. The Equinox lost out by the tie-breaker rule.

The play-offs were a contrast in success. The K-Nines breezed through the East. But surprising California knocked off heavily favored Iowa then Vancouver to win the West. Timely hitting and key left-handed pitching led the Dragons to victory. Their momentum carried through the championship to stake California to a three-games-to-one lead. But in true Steve Weiser fashion, the K-Nine won the last three games and their first Championship.



**Jose DeLeon: "I was beginning to think I'd never win again."**



**Slugger Eddie Murray and O's face life without home**

What proved even more impressive was that the champion was crowned in the same calendar year as the season, for the first time in five years. This renewed commitment to the league made 1990 the league's best season.

The league benefitted from other changes as well. Dennis Ball, who relinquished his role with the SilverSox, assumed the reigns as GM of the Vancouver Mounties. (He was the one that masterminded the Griffey deal). And Doug Wagstaff took complete control of the former Iowa City team. The team was moved to Ogden but suffered an identity crisis by having their nickname changed twice. The final decision was the "Odds". Rather appropriate don't you think?

During the season a number of memorable, interesting and odd occurrences developed. The '90 season saw five players hit 50 or more home runs. A fete never seen before. Jose Canseco lead the way with 55. And Eric Davis, Bo Jackson, Howard Johnson and Darryl Strawberry complete the group. For Darryl it was the third time he has hit at least 50. And Bo Jackson holds another distinction -- 255 strikeouts. Bo gave the Iowa fans plenty of excitement.


And while we're touching on strikeouts, Nolan Ryan won 26 games but more incredibly he struck out 457 batters. (Several times Bo for sure). He shattered the previous record by 74 strikeouts.

But the workhorse of the year award goes to David Wells who pitched 222 innings, all in relief, in 96 games. Through that Wells tied Todd Burns for the league lead in saves and recorded 15 wins.

There were six pitchers with at least 20 victories: Ryan, Tom Candiotti, Mike Moore, John Smoltz, Dave Stieb, and Bob Welch. Welch has now won at least 20 in five of the league's nine seasons. And Smoltz's 2.17 ERA was the second lowest in the history of the league.

Rickey Henderson's league leading 49 stolen bases was the lowest total for a league leader since 1983. And Ron Kittle became only the second right-handed batter to win the league batting title. On defense the Vernal Equinox set a team record with only 75 errors.

The epilogue to the season is one of good fun, good play and good friends. Hopefully, an enjoyable time was had by all.



**Nolan Ryan isn't getting older, he's getting greater.**

FINAL STANDINGS

EAST					HOME			AWAY			VS EAST			VS WEST		
	W	L	PCT	GB	W	L	PCT	W	L	PCT	W	L	PCT	W	L	PCT
KENTUCKY	100	82	.817	--	52	29	.642	48	33	.593	55	25	.811	45	27	.825
WASHINGTON	89	73	.549	11	47	34	.580	42	39	.519	50	40	.556	43	29	.597
NEW YORK	87	75	.537	13	50	31	.617	37	44	.457	43	47	.478	44	28	.811
VERNAL	87	75	.537	13	48	33	.593	39	42	.481	48	42	.533	39	33	.542
ALBANY	77	85	.475	23	44	37	.543	33	48	.407	43	47	.478	34	38	.472
ONTARIO	88	84	.420	32	46	35	.568	22	59	.272	36	54	.400	32	40	.444

WEST	W	L	PCT	GB	W	L	PCT	W	L	PCT	W	L	PCT	W	L	PCT
VANCOUVER	82	70	.588	--	50	31	.617	42	39	.519	37	35	.514	55	35	.611
IOWA	82	70	.588	--	50	31	.617	42	39	.519	43	29	.597	49	41	.544
CALIFORNIA	84	78	.519	8	47	34	.580	37	44	.457	28	46	.381	58	32	.844
ARIZONA	70	82	.432	22	37	44	.457	33	48	.407	34	38	.472	36	54	.400
OGDEN	88	86	.407	26	39	42	.481	27	54	.333	29	44	.389	38	52	.422
HAWAII	80	102	.370	32	33	48	.407	27	54	.333	28	46	.361	34	56	.378

	AL	KY	NY	ON	VN	WA	AZ	CA	HA	IA	OG	VA
ALBANY	--	8	10	12	8	9	3	8	8	5	8	8
KENTUCKY	12	--	13	13	9	8	9	7	8	8	8	7
NEW YORK	8	5	--	9	12	9	9	8	9	5	8	5
ONTARIO	6	5	9	--	6	10	7	4	6	5	8	4
VERNAL	12	9	8	12	--	9	4	9	9	3	9	5
WASHINGTON	9	10	9	8	9	--	6	10	8	3	9	8
ARIZONA	9	3	3	5	8	6	--	5	9	6	11	5
CALIFORNIA	4	5	4	8	3	2	13	--	15	9	11	10
HAWAII	6	4	3	6	3	4	9	3	--	7	9	6
IOWA	7	4	7	7	9	9	12	9	11	--	11	8
OGDEN	6	6	4	6	3	3	7	7	9	7	--	8
VANCOUVER	6	5	7	8	7	4	13	8	12	12	10	--

QUALIFYING ROUND

WASHINGTON 4 NEW YORK 1  
 CALIFORNIA 4 IOWA 2

DIVISION CHAMPIONSHIPS

KENTUCKY 4 WASHINGTON 2  
 CALIFORNIA 4 VANCOUVER 2

WORLD SERIES

KENTUCKY 4 CALIFORNIA 3  
 MVP- TODD BURNS

APRIL

TEAM	W	L	PCT	TEAM	W	L	PCT	GB	TEAM	W	L	PCT	TEAM	W	L	PCT	GB
ALBANY	14	16	.467	KENTUCKY	21	9	.700	0	ARIZONA	10	20	.333	CALIFORNIA	19	11	.633	0
KENTUCKY	21	9	.700	ONTARIO	16	14	.533	5	CALIFORNIA	19	11	.633	VANCOUVER	18	12	.600	1
NEW YORK	13	17	.433	ALBANY	14	16	.467	7	HAWAII	11	19	.367	IOWA	18	12	.600	1
ONTARIO	16	14	.533	VERNAL	14	16	.467	7	IOWA	18	12	.600	OGDEN	14	16	.467	5
VERNAL	14	16	.467	NEW YORK	13	17	.433	8	OGDEN	14	16	.467	HAWAII	11	19	.367	8
WASHINGTON	12	18	.400	WASHINGTON	12	18	.400	9	VANCOUVER	18	12	.600	ARIZONA	10	20	.333	9

MAY

TEAM	W	L	PCT	TEAM	W	L	PCT	GB	TEAM	W	L	PCT	TEAM	W	L	PCT	GB
ALBANY	10	14	.417	KENTUCKY	39	15	.722	0	ARIZONA	10	14	.417	VANCOUVER	32	22	.593	0
KENTUCKY	10	6	.710	NEW YORK	27	27	.500	12	CALIFORNIA	9	15	.375	IOWA	31	23	.574	1
NEW YORK	14	10	.583	ONTARIO	27	27	.500	12	HAWAII	9	15	.375	CALIFORNIA	28	26	.519	4
ONTARIO	11	13	.458	VERNAL	27	27	.500	12	IOWA	13	11	.542	OGDEN	23	31	.426	9
VERNAL	13	11	.542	WASHINGTON	26	28	.481	13	OGDEN	9	15	.375	HAWAII	20	34	.370	12
WASHINGTON	14	10	.583	ALBANY	24	30	.444	15	VANCOUVER	14	10	.583	ARIZONA	20	34	.370	12

JUNE

TEAM	W	L	PCT	TEAM	W	L	PCT	GB	TEAM	W	L	PCT	TEAM	W	L	PCT	GB
ALBANY	12	12	.500	KENTUCKY	52	26	.667	0	ARIZONA	12	12	.500	VANCOUVER	49	29	.628	0
KENTUCKY	13	11	.542	NEW YORK	41	37	.526	11	CALIFORNIA	10	14	.417	IOWA	45	33	.577	4
NEW YORK	14	10	.583	VERNAL	40	38	.513	12	HAWAII	9	15	.375	CALIFORNIA	38	40	.487	11
ONTARIO	5	19	.208	WASHINGTON	39	39	.500	13	IOWA	14	10	.583	OGDEN	35	43	.449	14
VERNAL	13	11	.542	ALBANY	36	42	.462	16	OGDEN	12	12	.500	ARIZONA	32	46	.410	17
WASHINGTON	13	11	.542	ONTARIO	32	46	.410	20	VANCOUVER	17	7	.708	HAWAII	29	49	.372	20

JULY

TEAM	W	L	PCT	TEAM	W	L	PCT	GB	TEAM	W	L	PCT	TEAM	W	L	PCT	GB
ALBANY	11	19	.367	KENTUCKY	70	38	.648	0	ARIZONA	14	16	.467	VANCOUVER	66	42	.611	0
KENTUCKY	18	12	.600	VERNAL	59	50	.537	12	CALIFORNIA	18	12	.600	IOWA	65	43	.602	1
NEW YORK	11	19	.367	WASHINGTON	55	53	.509	15	HAWAII	11	19	.367	CALIFORNIA	56	52	.519	10
ONTARIO	12	18	.400	NEW YORK	52	56	.481	18	IOWA	20	10	.667	OGDEN	49	59	.454	17
VERNAL	18	12	.600	ALBANY	47	61	.435	23	OGDEN	14	16	.467	ARIZONA	46	62	.426	20
WASHINGTON	16	14	.533	ONTARIO	44	64	.407	26	VANCOUVER	17	13	.567	HAWAII	40	68	.370	26

AUGUST

TEAM	W	L	PCT	TEAM	W	L	PCT	GB	TEAM	W	L	PCT	TEAM	W	L	PCT	GB
ALBANY	17	7	.708	KENTUCKY	84	48	.636	0	ARIZONA	9	15	.375	IOWA	80	52	.606	0
KENTUCKY	14	10	.583	WASHINGTON	72	60	.545	12	CALIFORNIA	6	18	.250	VANCOUVER	75	57	.568	5
NEW YORK	18	6	.750	VERNAL	71	61	.538	13	HAWAII	7	17	.292	CALIFORNIA	62	70	.470	18
ONTARIO	13	11	.542	NEW YORK	70	62	.530	14	IOWA	15	9	.625	ARIZONA	55	77	.417	25
VERNAL	13	11	.542	ALBANY	64	68	.485	20	OGDEN	6	18	.250	OGDEN	55	77	.417	25
WASHINGTON	17	7	.708	ONTARIO	57	75	.432	27	VANCOUVER	9	15	.375	HAWAII	47	85	.356	33

SEPT-OCT

TEAM	W	L	PCT	TEAM	W	L	PCT	GB	TEAM	W	L	PCT	TEAM	W	L	PCT	GB
ALBANY	13	17	.433	KENTUCKY	100	62	.617	0	ARIZONA	15	15	.500	VANCOUVER	92	70	.568	0
KENTUCKY	16	14	.533	WASHINGTON	89	73	.549	11	CALIFORNIA	22	8	.733	IOWA	92	70	.568	0
NEW YORK	17	13	.567	NEW YORK	87	75	.537	13	HAWAII	13	17	.433	CALIFORNIA	84	78	.519	8
ONTARIO	11	19	.367	VERNAL	87	75	.537	13	IOWA	12	18	.400	ARIZONA	70	92	.432	22
VERNAL	16	14	.533	ALBANY	77	85	.475	23	OGDEN	11	19	.367	OGDEN	66	96	.407	26
WASHINGTON	17	13	.567	ONTARIO	68	94	.420	32	VANCOUVER	17	13	.567	HAWAII	60	102	.370	32

	AL		KY		NY		ON		UN		MA		AZ		CA		HA		IA		OG		VC		HOME TOTALS				
	W	L	W	L	W	L	W	L	W	L	W	L	W	L	W	L	W	L	W	L	W	L	W	L	W	L	W	L	PCT
@ ALBANY	--	--	3	6	6	3	6	3	4	5	7	2	1	5	4	2	4	2	3	3	2	4	4	2	4	2	44	37	.543
@ KENTUCKY	6	3	--	--	0	1	0	1	4	5	2	7	4	2	4	2	4	2	5	1	4	2	3	3	3	3	52	29	.641
@ NEW YORK	5	4	4	5	--	--	6	3	7	2	5	4	3	3	5	1	5	1	3	3	5	1	2	4	50	31	.617		
@ ONTARIO	3	6	4	5	6	3	--	--	4	5	6	3	4	2	4	2	4	2	4	2	5	1	2	4	46	35	.567		
@ VERNAL	7	2	4	5	4	5	7	2	--	--	4	5	3	3	4	2	5	1	1	5	5	1	4	2	40	33	.592		
@ WASHINGTON	7	2	3	6	5	4	5	4	4	5	--	--	3	3	5	1	4	2	2	4	4	2	5	1	47	34	.580		
@ ARIZONA	4	2	1	5	0	6	3	3	5	1	3	3	--	--	3	6	4	5	3	6	7	2	4	5	37	44	.456		
@ CALIFORNIA	2	4	3	3	3	3	6	0	1	5	1	5	7	2	--	--	0	1	5	4	6	3	5	4	47	34	.580		
@ HAWAII	4	2	2	4	2	4	4	2	2	4	2	4	4	5	2	7	--	--	5	4	5	4	1	0	39	40	.407		
@ IOWA	4	2	3	3	4	2	5	1	4	2	5	1	6	3	5	4	7	2	--	--	4	5	3	6	50	31	.617		
@ OGDEN	2	4	4	2	4	3	5	1	2	4	1	5	5	4	4	5	5	4	2	7	--	--	6	3	39	42	.481		
@ VANCOUVER	4	2	2	4	3	3	4	2	5	1	3	3	0	1	4	5	4	5	6	3	7	2	--	--	50	31	.617		
ON THE ROAD	33	40	40	33	37	44	22	59	39	42	42	39	33	40	37	44	27	54	42	39	27	54	42	39					

TEAMS	PCT	SLG	OBA	G	AB	R	H	2B	3B	HR	RBI	BB	HB	SO	SB	CS	SH	DP	E	SF
KENTUCKY	.282	.463	.334	182	5743	830	1818	285	53	218	798	447	23	1009	82	19	42	104	150	41
ALBANY	.285	.418	.328	182	5788	729	1536	287	42	173	707	508	33	975	81	9	19	159	125	38
VANCOUVER	.285	.431	.333	182	5722	785	1514	252	39	207	755	587	19	1087	103	42	22	114	113	32
CALIFORNIA	.284	.392	.318	182	5782	878	1520	252	44	132	843	441	31	888	89	17	35	142	98	38
NEW YORK	.283	.391	.335	182	5691	893	1487	217	34	147	856	588	51	889	142	38	5	153	98	48
WASHINGTON	.280	.410	.325	182	5848	731	1487	298	40	158	897	505	51	1014	107	42	33	122	127	27
ARIZONA	.258	.411	.318	182	5803	899	1434	274	52	183	871	487	38	894	55	22	28	115	101	23
IOWA	.252	.411	.323	182	5854	709	1427	241	42	180	879	573	28	1060	108	17	4	133	101	30
VERNAL	.251	.441	.319	182	5407	718	1358	277	40	224	885	533	20	1034	55	10	4	114	75	28
HAWAII	.247	.372	.318	182	5515	584	1364	234	35	128	587	558	33	875	82	27	34	134	119	38
ONTARIO	.243	.372	.305	182	5478	804	1333	210	35	141	584	455	44	1158	87	24	18	140	79	32
OGDEN	.234	.375	.314	182	5521	680	1281	190	48	185	815	648	15	1254	54	23	41	119	115	29

TEAM	W	L	PCT	SV	G	GS	CG	IP	R	ER	ERA	H	HR	BB	SO	SH	HB	WP	BK	
KENTUCKY	89	83	.611	38	182	182	42	1455.867	853	585	3.48	1412	181	498	1005	9	28	28	12	DP-112
IOWA	92	70	.568	28	182	182	54	1473.867	830	572	3.48	1375	147	418	1142	11	24	17	1	DP-
CALIFORNIA	84	78	.519	41	182	182	39	1483.867	860	589	3.63	1478	158	442	1121	11	18	28	13	DP-138
VANCOUVER	92	70	.568	40	182	182	53	1472.868	879	586	3.64	1368	188	544	1208	15	27	40	25	DP-115
NEW YORK	87	75	.537	33	182	182	52	1474.867	873	619	3.78	1455	172	484	1187	8	35	22	1	DP-128
WASHINGTON	89	73	.548	52	182	182	20	1485.867	701	622	3.82	1378	175	604	1088	7	23	48	15	DP-147
VERNAL	87	75	.537	31	182	182	57	1445.000	880	829	3.92	1419	183	480	1034	9	#	28	17	DP-
ALBANY	77	85	.475	23	182	182	57	1477.867	749	857	4.00	1471	187	516	1000	17	0	22	11	DP-127
OGDEN	68	98	.407	22	182	182	47	1452.333	760	870	4.15	1552	175	498	985	3	36	17	7	DP-118
ARIZONA	70	92	.432	31	182	182	29	1442.000	738	888	4.28	1580	184	551	812	8	21	27	14	DP-102
ONTARIO	68	94	.420	35	182	182	45	1438.867	753	899	4.38	1514	187	595	812	2	0	19	4	DP-178
HAWAII	60	102	.370	22	182	182	39	1442.867	782	707	4.41	1454	188	532	1103	8	#	63	8	DP-88

GAME 1 CALIFORNIA 4 KENTUCKY 2

GAME 2 KENTUCKY 5 CALIFORNIA 4

CALIFORNIA	AB	R	H	RBI
LARKIN,SS	5	0	1	0
FRANCO,2B	4	2	3	0
O'NIELL,RF	4	1	0	0
MURPHY,RF	0	0	0	0
PUCKETT,CF	2	0	2	2
BRETT,1B	4	0	0	1
MOLITOR,3B	3	0	3	0
PARKER,DH	4	0	0	0
BOONE,C	4	0	0	0
BRADLEY,LF	4	1	1	1
<b>TOTAL</b>	<b>34</b>	<b>4</b>	<b>10</b>	<b>4</b>

KENTUCKY	AB	R	H	RBI
GWYNN,RF	4	0	1	0
MANRIQUE,2B	4	0	0	0
CLARK,1B	4	1	1	1
JOHNSON,SS	3	0	0	0
SIERRA,CF	3	0	0	0
DAVIS,DH	3	1	1	1
SANTOVENIA,C	2	0	0	0
VAUGHAN,PH	1	0	0	0
DAULTON,C	0	0	0	0
GRUBER,3B	3	0	0	0
DEVEREAUX,LF	2	0	0	0
WALLING,PH	1	0	0	0
<b>TOTAL</b>	<b>30</b>	<b>2</b>	<b>3</b>	<b>2</b>

CA 000 030 100-4  
KY 100 010 000-2

DP- KY 1. LOB- CA 7, KY 1. 2B- FRANCO. HR- BRADLEY(1), CLARK(1), DAVIS(1). SB- MOLITOR. SF- PUCKETT.

CALIFORNIA	IP	H	R	ER	BB	SO
SABERHAGEN (W)	9	3	2	2	0	8

KENTUCKY	IP	H	R	ER	BB	SO
SMOLTZ (L)	9	10	4	4	3	5

PB- SANTOVENIA.

CALIFORNIA	AB	R	H	RBI
LARKIN,SS	4	0	1	1
MOLITOR,3B	5	0	1	0
O'NIELL,RF	5	0	2	1
PUCKETT,CF	5	1	2	0
BRETT,1B	3	1	0	0
FRANCO,2B	5	0	1	0
PARKER,DH	3	1	2	1
BOONE,C	3	0	1	1
OLIVER,C	0	0	0	0
MACFARLANE,C1	0	0	0	0
BRADLEY,LF	3	1	1	0
<b>TOTAL</b>	<b>37</b>	<b>4</b>	<b>11</b>	<b>4</b>

KENTUCKY	AB	R	H	RBI
GWYNN,RF	4	1	1	2
MANRIQUE,2B	4	0	2	1
FLETCHER,2B	0	0	0	0
CLARK,1B	4	0	1	1
JOHNSON,SS	4	0	0	0
SIERRA,CF	4	2	2	1
DAVIS,DH	4	0	1	0
YEILDING,PR	0	0	0	0
SANTOVENIA,C	4	1	2	0
GRUBER,3B	3	0	0	0
BASS,LF	2	1	1	0
<b>TOTAL</b>	<b>39</b>	<b>5</b>	<b>10</b>	<b>5</b>

CA 000 112 000-4  
KY 040 010 00X-5

E- STEWART. DP- CA 2, KY 1. LOB- CA 11, KY 5. 2B- FRANCO, MANRIQUE,CLARK, SANTOVENIA. HR- SIERRA(1). SB- SIERRA.

CALIFORNIA	IP	H	R	ER	BB	SO
STEWART (L)	8	10	5	5	1	4

KENTUCKY	IP	H	R	ER	BB	SO
MARTINEZ (W)	5.1	9	4	4	3	4
TEWKSBURY	0.1	1	0	0	0	1
WAYNE	1	1	0	0	1	2
BURNS (S)	2.1	0	0	0	1	2

BK- MARTINEZ.

GAME 3 CALIFORNIA 5 KENTUCKY 0

GAME 4 CALIFORNIA 4 KENTUCKY 1

KENTUCKY	AB	R	H	RBI
GWYNN, RF	3	0	0	0
MANRIQUE, 2B	4	0	0	0
CLARK, 1B	3	0	1	0
DAVIS, DH	4	0	0	0
SIERRA, CF	3	0	1	0
JOHNSON, SS	4	0	0	0
SANTOVENIA, C	2	0	0	0
GRUBER, 3B	2	0	0	0
DEVEREAUX, LF	3	0	1	0
<b>TOTAL</b>	<b>28</b>	<b>0</b>	<b>3</b>	<b>0</b>

CALIFORNIA	AB	R	H	RBI
MOLITOR, 3B	5	1	2	0
BRADLEY, LF	4	0	0	0
LARKIN, SS	4	0	0	0
DOWNING, DH	4	2	1	1
WILSON, RF	4	2	4	2
FRANCO, 2B	4	0	2	1
PUCKETT, CF	4	0	1	0
OLIVER, C	3	0	1	1
BOONE, C	1	0	1	0
BRETT, 1B	3	0	0	0
<b>TOTAL</b>	<b>38</b>	<b>5</b>	<b>12</b>	<b>5</b>

KY 000 000 000-0  
CA 010 020 02X-5

E- MANRIQUE. DP- CA 1. LOB- KY 6  
CA 8. 2B- WILSON 3, DOWNING. 3B-  
CLARK.

KENTUCKY	IP	H	R	ER	BB	SO
HIBBARD (L)	4.2	7	3	2	1	1
TEWKSBURY	2.1	1	0	0	0	1
SWIFT	1	4	2	2	0	1

CALIFORNIA	IP	H	R	ER	BB	SO
HIGUERA (W)	8	3	0	0	4	7

KENTUCKY	AB	R	H	RBI
GWYNN, RF	4	0	0	0
MANRIQUE, 2B	4	0	0	0
FLETCHER, 2B	0	0	0	0
CLARK, 1B	3	0	2	1
JOHNSON, SS	4	0	1	0
SIERRA, CF	4	0	0	0
DAVIS, DH	4	0	2	0
SANTOVENIA, C	2	0	0	0
VAUGHN, PH	1	0	0	0
DAULTON, C	1	0	0	0
GRUBER, 3B	3	1	1	0
BASS, LF	3	0	0	0
DEVEREAUX, LFO	0	0	0	0
<b>TOTAL</b>	<b>32</b>	<b>4</b>	<b>10</b>	<b>4</b>

CALIFORNIA	AB	R	H	RBI
LARKIN, SS	5	0	0	0
FRANCO, 2B	3	1	2	0
O'NIELL, RF	3	0	1	2
MURPHY, RF	0	0	0	0
PUCKETT, CF	4	0	2	0
BRETT, DH	3	0	0	0
MOLITOR, 3B	4	0	0	0
PARKER, DH	3	2	2	1
BOONE, C	3	0	0	0
BRADLEY, LF	4	1	3	1
<b>TOTAL</b>	<b>32</b>	<b>4</b>	<b>10</b>	<b>4</b>

KY 000 000 010-1  
CA 011 010 01X-4

E- SANTOVENIA 2, SABERHAGEN.  
DP- CA 1. LOB- KY 8, CA 9. 2B-  
DAVIS 2, JOHNSON, GRUBER, FRAN-  
CO. 3B- BRADLEY. HR- PARKER (1).  
SB- BRADLEY, FRANCO. S- BOONE.  
SF- O'NIELL.

KENTUCKY	IP	H	R	ER	BB	SO
SMOLTZ (L)	8	10	4	3	3	5

CALIFORNIA	IP	H	R	ER	BB	SO
SABERHAGEN(W)8	8	1	0	1	8	



GAME 5 KENTUCKY 5 CALIFORNIA 4

GAME 6 KENTUCKY 5 CALIFORNIA 4

KENTUCKY	AB	R	H	RBI
SANTOVENIA,C	5	1	1	0
MANRIQUE,2B	4	0	2	0
FLETCHER,2B	1	0	0	0
GRUBER,3B	4	0	1	0
CLARK,1B	4	1	1	2
JOHNSON,SS	4	1	1	1
BASS,LF	4	0	1	0
DEVEREAUX,LF	0	0	0	0
GWYNN,RF	4	0	0	0
SIERRA,CF	4	1	2	1
DAVIS,DH	3	1	1	1

TOTAL 37 5 10 5

CALIFORNIA	AB	R	H	RBI
LARKIN,SS	5	0	2	0
FRANCO,2B	4	1	1	2
O'NIELL,RF	3	1	1	0
DOWNING,PH	1	0	0	0
MACFARLANE,C	0	0	0	0
PUCKETT,CF	4	0	2	0
BRETT,1B	2	1	1	2
MOLITOR,3B	4	0	0	0
PARKER,DH	3	0	1	0
BOONE,C	2	0	0	0
WILSON,RF	2	0	0	0
BRADLEY,LF	3	1	0	0

TOTAL 33 4 8 4

KY 001 220 000-5

CA 000 100 210-4

E- STEWART. DP- CA 1. LOB- KY 6,  
CA 6. 2B- BASS. HR- SIERRA(2),  
CLARK(2), JOHNSON(1), DAVIS(2),  
FRANCO(1), BRETT(1). SB- PUCKETT.  
CS- LARKIN. SF- BRETT.

KENTUCKY	IP	H	R	ER	BB	SO
SCOTT (W)	6.2	6	3	3	4	7
WAYNE	0.2	1	1	1	0	0
BURNS (S)	1.2	1	0	0	0	0

CALIFORNIA	IP	H	R	ER	BB	SO
STEWART (L)	3	4	3	3	1	1
CHARLTON	2	3	2	2	0	2
FRANCO	3	2	0	0	0	2
ANDERSEN	1	0	0	0	0	1

CALIFORNIA	AB	R	H	RBI
LARKIN,SS	5	1	3	2
FRANCO,2B	5	0	0	0
O'NIELL,RF	5	1	2	2
PUCKETT,CF	5	0	0	0
BRETT,1B	5	0	2	0
MOLITOR,3B	4	1	3	0
PARKER,DH	3	1	0	0
BOONE,C	4	0	0	0
BRADLEY,LF	3	0	2	0

TOTAL 38 4 12 4

KENTUCKY	AB	R	H	RBI
GWYNN,RF	5	0	0	0
MANRIQUE,2B	3	0	0	0
FLETCHER,2B	1	0	0	0
CLARK,1B	5	2	2	1
DAVIS,DH	3	2	3	3
SIERRA,CF	4	0	0	0
JOHNSON,SS	3	1	1	0
DEVEREAUX,LF	3	0	1	0
WALLING,PH	0	0	0	0
VAUGHN,PH	1	0	1	1
BASS,LF	0	0	0	0
SANTOVENIA,C	3	0	0	0
JAMES,FR	0	0	0	0
DAULTON,C	0	0	0	0
GRUBER,3B	3	0	1	0

TOTAL 34 5 8 5

CA 100 012 000-4

KY 000 002 021-5

E- MANRIQUE. LOB- CA 10, KY 8.  
2B- MOLITOR. HR- O'NIELL(1),  
DAVIS 2(4), CLARK(3). SB- LAR-  
KIN 2, O'NIELL, JOHNSON.

CALIFORNIA	IP	H	R	ER	BB	SO
HIGUERA	5.2	3	2	2	3	5
FRANCO	1.2	2	0	0	0	1
ANDERSEN	0.1	2	2	2	0	0
CHARLTON (L)	1	2	1	1	1	1

KENTUCKY	IP	H	R	ER	BB	SO
MARTINEZ	5	8	3	3	0	3
WAYNE	0.1	0	1	1	2	0
TEWKSBURY	2.1	3	0	0	0	1
BURNS (W)	1.1	0	0	0	0	0

HBP- GRUBER (HIGUERA)

GAME 7

KENTUCKY 5 CALIFORNIA 2

CALIFORNIA					KENTUCKY				
AB	R	H	RBI		AB	R	H	RBI	
LARKIN, SS	2	1	0	0	GWYNN, RF	5	1	2	1
FRANCO, 2B	3	0	1	0	MANRIQUE, 2B	3	1	1	1
O'NIELL, RF	4	0	0	0	FLETCHER, 2B	0	0	0	0
PUCKETT, CF	4	0	1	1	CLARK, 1B	4	0	2	1
BRETT, 1B	4	1	1	0	JOHNSON, SS	4	1	2	2
MOLITOR, 3B	4	0	1	1	SIERRA, CF	4	0	0	0
PARKER, DH	4	0	0	0	DAVIS, DH	4	0	1	0
BOONE, C	3	0	2	0	YEILDING, PR	0	0	0	0
WILSON, PH	1	0	1	0	SANTOVENIA, C	4	1	2	0
BRADLEY, LF	2	0	0	0	DAULTON, C	0	0	0	0
					GRUBER, 3B	3	1	1	0
TOTAL	31	2	7	2	BASS, LF	3	0	0	0
					DEVEREAUX, LFO	0	0	0	0
					TOTAL	33	5	11	5

CALIFORNIA	0	0	0	0	0	1	0	0	1	- 2
KENTUCKY	0	0	0	0	4	0	0	1	X	- 5

LOB- CALIFORNIA 7, KENTUCKY 5. DP- CALIFORNIA 1, KENTUCKY 3. 2B- BRETT, JOHNSON. HR- JOHNSON(2). S- MANRIQUE.

CALIFORNIA		IP	H	R	ER	BB	SO
SABERHAGEN (L)		8	11	5	5	0	5

KENTUCKY		IP	H	R	ER	BB	SO
SMOLTZ (W)		8.1	8	2	2	5	5
BURNS (S)		0.2	1	0	0	0	0

1990 ALL-STAR GAME  
EAST ALL-STARS 7 WEST ALL-STARS 6

EAST	AB	R	H	RBI	WEST	AB	R	H	RBI
HENDERSON, LF	5	1	1	0	LARKIN, SS	3	0	2	2
CLARK, 1B	4	1	0	0	RIPKEN, SS	1	0	0	0
WILLIAMS, PH	0	0	0	0	WHITAKER, PH	0	0	0	0
JOHNSON, SS	6	1	2	0	GUILLEN, SS	1	0	0	0
CANSECO, RF	3	1	1	1	SANDBERG, 2B	5	1	2	1
REYNOLDS, 2B	2	0	0	0	DAVIS, CF/RF	5	0	0	0
SIERRA, CF	1	0	0	0	MITCHELL, 3B	5	0	2	1
SMITH, PH/DH	2	1	0	0	GREENWELL, DH	2	1	1	0
KITTLE, DH	2	0	0	0	BONILLA, 1B	2	0	0	0
STRAWBERRY, PH	1	1	1	0	SCHMIDT, PH	1	0	0	0
YOUNT, CF	2	0	1	2	HAYES, 1B	0	0	0	0
FISK, C	2	0	0	0	ESASKY, 1B	3	1	1	2
MCGRUFF, PH	0	0	0	1	BOGGS, PH	1	0	1	0
GEREN, C	2	1	2	2	RAINES, PR/DH	1	0	0	0
GRUBER, 3B	2	0	0	0	TETTLETON, C	2	1	1	0
LANSFORD, 3B	3	0	1	1	SANTIAGO, C	3	0	0	0
TREADWAY, 2B	2	0	0	0	DAWSON, RF	2	1	2	0
GWYNN, RF	3	0	1	0	PUCKETT, CF	3	0	0	0
TOTAL	42	7	10	7	JACKSON, LF	4	1	1	0
					BAINES, PH	1	0	1	0
					TOTAL	45	6	15	6

E- TREADWAY, SANDBERG. DP- EAST 2, WEST 1. LOB- EAST 8, WEST 7. 2B- STRAWBERRY, SANDBERG. 3B- GREENWELL. HR- CANSECO, GEREN, ESASKY. SF- MCGRUFF.

EAST	IP	H	R	ER	BB	SO	HR
SMOLTZ	1.1	5	4	4	0	2	1
CANDIOTTI	1.2	1	0	0	0	1	0
FINLEY	1	3	1	1	0	1	0
LAMP	1	1	0	0	0	0	0
RYAN	1	0	0	0	0	1	0
WELLS	1	2	1	1	0	0	0
DIBBLE	2.1	1	0	0	1	3	0
OLSON (W)	0.2	0	0	0	0	0	0
ECERSLEY (S)	1	1	0	0	0	0	0

WEST	IP	H	R	ER	BB	SO	HR
MOORE	2	0	0	0	0	0	0
FERNANDEZ	2	1	1	1	0	0	1
ANDERSEN	1	0	0	0	0	0	0
DARWIN	0.2	1	0	0	0	0	0
HERSHISER	1.1	2	2	2	0	1	0
MYERS	0	2	3	3	1	0	0
MONTGOMERY	3	3	0	0	0	4	0
DAVIS (L)	1	1	1	1	2	1	1

WP- WELLS.

MOST VALUABLE PLAYER: BOB GEREN, NEW YORK

THE 1990 ALL-STAR TEAM

CATCHER	MICKEY TETTLETON, OGDEN	BRIAN HARPER, HAWAII
FIRSTBASE	WILL CLARK, KENTUCKY	FRED MCGRIFF, VERNAL
SECONDBASE	RYNE SANDBERG, ARIZONA	LOU WHITAKER, IOWA
THIRDBASE	KEVIN MITCHELL, VANCOUVER	WADE BOGGS, IOWA
SHORTSTOP	HOWARD JOHNSON, KENTUCKY	BARRY LARKIN, CALIFORNIA
OUTFIELD	JOSE CANSECO, WASHINGTON	RUEBEN SIERRA, KENTUCKY
	ERIC DAVIS, VANCOUVER	DARRYL STRAWBERRY, ALBANY
	BO JACKSON, IOWA	ELLIS BURKS, VERNAL
		RICKEY HENDERSON, NEW YORK
DESIGNATED HITTER	RON KITTLE, VERNAL	GLENN DAVIS, KENTUCKY
STARTING PITCHER	NOLAN RYAN, NEW YORK	BRET SABERHAGEN, CALIFORNIA
	JOHN SMOLTZ, KENTUCKY	ROGER CLEMENS, IOWA
	MIKE MOORE, IOWA	CHRIS BOSIO, VANCOUVER
	TOM CANDIOTTI, VERNAL	DAVE STIEB, NEW YORK
RELIEF PITCHER	DAVID WELLS, WASHINGTON	LARRY ANDERSEN, CALIFORNIA
	GREGG OLSON, WASHINGTON	RON DIBBLE, ALBANY

MOST VALUABLE PLAYER: HOWARD JOHNSON, KENTUCKY

CY YOUNG AWARD: NOLAN RYAN, NEW YORK

1990 ALL-STAR VOTES

CATCHER	1	2	3	TOT				
TETTLTON, M	6	1	2	35				
HARPER, B	2	5	2	27				
GEREN, B	0	1	5	8				
FISK, C	0	2	0	8				
SANTIAGO, B	1	0	0	5				
FIRSTBASE	1	2	3	TOT				
CLARK, W	6	2	0	38				
MCGRIFF, F	3	4	1	28				
HRBEK, K	0	1	4	7				
CLARK, J	0	1	2	5				
MATTINGLY, D	0	1	0	3				
HAYES, V	0	0	1	1				
DAVIS, A	0	0	1	1				
SECONDBASE	1	2	3	TOT				
SANDBERG, R	9	0	0	45				
WHITAKER, L	0	4	3	15				
FRANCO, J	0	3	5	14				
BROWNE, J	0	2	1	7				
THIRDBASE	1	2	3	TOT				
MITCHELL, K	9	0	0	45				
BOGGS, W	0	6	1	19				
GRUBER, K	0	1	4	7				
LANSFORD, C	0	1	1	4				
BONILLA, B	0	0	3	3				
WILLIAMS, M	0	1	0	3				
SHORTSTOP	1	2	3	TOT				
JOHNSON, H	8	1	0	43				
LARKIN, B	1	7	1	27				
THON, D	0	1	3	6				
RIPKEN, C	0	0	5	5				
OUTFIELD	1	2	3	4	5	6	7	TOT
CANSECO, J	5	3	1	0	0	0	0	98
DAVIS, E	3	3	2	0	0	1	0	84
JACKSON, B	1	1	2	4	1	0	0	68
SIERRA, R	0	2	1	3	1	0	1	51
STRAWBERRY, D	0	0	3	1	3	1	1	45
BURKS, E	0	0	0	1	1	1	3	15
HENDERSON, R	0	0	0	0	2	3	1	15
GWYNN, T	0	0	0	0	0	1	2	4
YOUNT, R	0	0	0	0	1	0	0	4
DAWSON, A	0	0	0	0	0	1	1	3
O'NIELL, P	0	0	0	0	0	1	0	2
ORSULAK, J	0	0	0	0	0	0	1	1
DESIGN. HITTER	1	2	3	TOT				
KITTLE, R	8	0	0	45				
DAVIS, G	0	6	2	20				
SMITH, L	0	3	4	13				
BAINES, H	0	0	2	2				
MCGWIRE, M	0	0	1	1				

STARTING PITCHER	1	2	3	4	5	6	7	8	9	10	TOT
RYAN, N	7	2	0	0	0	0	0	0	0	0	176
SMOLTZ, J	2	6	1	0	0	0	0	0	0	0	164
MOORE, M	0	1	4	2	0	0	2	0	0	0	126
CANDIOTTI, T	0	0	1	4	2	0	0	0	0	0	98
SABERHAGEN, B	0	0	1	1	3	2	0	1	0	1	84
CLEMENS, R	0	0	1	1	0	3	0	2	1	0	76
BOSIO, C	0	0	1	0	0	2	3	1	2	0	74
STIEB, D	0	0	0	0	2	2	0	2	1	1	62
GUBICZA, M	0	0	0	0	1	0	2	1	1	1	40
WELCH, B	0	0	0	0	1	0	0	1	0	0	18
HOLMAN, B	0	0	0	1	0	0	0	0	1	0	18
HERSHISER, O	0	0	0	0	0	0	0	0	2	4	16
FERNANDEZ, S	0	0	0	0	0	0	1	1	0	1	16
HANSON, E	0	0	0	0	0	0	0	0	1	1	6

RELIEVERS	1	2	3	4	5	6	TOT
WELLS, D	7	1	0	1	0	0	82
OLSON, G	1	2	2	1	1	1	45
ANDERSEN, L	1	1	2	2	1	2	42
DIBBLE, R	0	2	0	3	2	2	34
MONTGOMERY, J	0	1	2	1	0	3	27
BURNS, T	0	2	1	0	2	1	27
LAMP, D	0	0	0	1	1	0	6
MYERS, R	0	0	1	0	0	0	6
RUSSELL, J	0	0	1	0	0	0	6
SMITH, D	0	0	0	0	1	0	2
DARWIN, D	0	0	0	0	1	0	2

MVP	1	2	3	4	5	6	TOT
JOHNSON, H	7	1	1	0	0	0	84
CANSECO, J	1	4	1	0	1	0	50
DAVIS, E	0	3	3	1	0	1	47
JACKSON, B	0	1	4	0	0	1	33
CLARK, W	1	0	0	2	0	1	18
MITCHELL, K	0	0	0	0	5	1	11
SIERRA, R	0	0	0	1	1	2	8
KITTLE, R	0	0	0	2	0	0	6
RYAN, N	0	0	0	1	1	1	7
LARKIN, B	0	0	1	0	0	0	6
MCGRIFF, F	0	0	0	1	0	0	4
SANDBERG, R	0	0	0	1	0	0	4
STRAWBERRY, D	0	0	0	0	1	0	2
CLARK, J	0	0	0	0	0	1	1
TETTLETON, M	0	0	0	0	0	1	1

CY YOUNG	1	2	3	4	5	6	TOT
RYAN, N	7	1	1	0	0	0	84
SMOLTZ, J	2	5	2	0	0	0	72
WELLS, D	0	2	3	1	1	0	40
MOORE, M	0	1	0	2	2	1	21
CANDIOTTI, T	0	0	1	1	0	1	11
OLSON, G	0	0	1	1	0	1	11
SABERHAGEN, B	0	0	0	1	2	0	8
BURNS, T	0	0	0	1	1	0	6
BOSIO, C	0	0	1	0	0	0	6
ANDERSEN, L	0	0	0	1	0	1	5
CLEMENS, R	0	0	0	0	1	2	4
HOLMAN, B	0	0	0	1	0	0	4
DIBBLE, R	0	0	0	0	1	1	3
MONTGOMERY, J	0	0	0	0	0	2	2
STIEB, D	0	0	0	0	1	0	2

BATTING AVG (480 PA)  
 KITTLE, R VN .342  
 HARPER, B WA .334  
 JOHNSON, H KY .328  
 LARKIN, B CA .323  
 CLARK, W KY .321  
 BOGGS, W IA .318  
 GWYNN, T KY .311  
 ORSULAK, J AL .308  
 DAVIS, E VA .308  
 BURKS, E VN .302  
 LANSFORD, C NY .285  
 DAVIS, G KY .283  
 BAINES, H VA .283  
 O'NIELL, P CA .283  
 FRANCO, J CA .281  
 GREENWELL, M AZ .287  
 THON, D NY .284  
 THOMPSON, M AZ .283  
 GUERRERO, P WA .281  
 YOUNT, R WA .281  
 PUCKETT, K CA .281  
 SMITH, L NY .280  
 CANSECO, J WA .278  
 ALOMAR, R OG .278  
 SMITH, D OG .277  
 WALTON, J NY .277

SLUGGING AVG(480 PA)  
 KITTLE, R VN .714  
 JOHNSON, H KY .685  
 DAVIS, E VA .624  
 CANSECO, J WA .613  
 DAVIS, G KY .588  
 STRAWBERRY, D AL .582  
 MCGRUFF, F VN .576  
 MITCHELL, K VA .563  
 SIERRA, R KY .562  
 CLARK, W KY .528  
 JACKSON, B IA .517  
 HRBEK, K NY .515  
 BURKS, E VN .512  
 HAYES, V VA .508  
 ORSULAK, J AL .505  
 TETTLETON, M OG .503  
 SANDBERG, R AZ .488  
 CLARK, J HA .484  
 DAWSON, A AZ .485  
 WHITAKER, L IA .484  
 BONILLA, B AZ .458  
 O'NIELL, P CA .457  
 BOGGS, W IA .456  
 LARKIN, B CA .453  
 BELL, G HA .446

ON BASE PCT (480 PA)  
 KITTLE, R VN .415  
 JOHNSON, H KY .405  
 BOGGS, W IA .388  
 BAINES, H VA .383  
 SMITH, L NY .381  
 CLARK, J HA .380  
 HENDERSON, R NY .378  
 CLARK, W KY .378  
 ORSULAK, J AL .374  
 DAVIS, E VA .371  
 GUERRERO, P WA .370  
 MCGRUFF, F VN .370  
 PETTIS, G OG .367  
 ROBERTS, B HA .365  
 FRANCO, J CA .364  
 DAVIS, G KY .363  
 HARPER, B WA .362  
 HAYES, V VA .359  
 HRBEK, K NY .357  
 O'NIELL, P CA .356  
 DAVIS, A ON .356  
 LANSFORD, C NY .354  
 BURKS, E VN .351  
 GRACE, M IA .350  
 TETTLETON, M OG .350

GAMES PLAYED  
 DAVIS, A ON 188  
 LANSFORD, C NY 182  
 SIERRA, R KY 182  
 JACKSON, B IA 182  
 RIPKEN, C IA 182  
 SMITH, L NY 181  
 TARTABULL, D ON 181  
 BROWNE, J AL 181  
 RAINES, T IA 181  
 MATTINGLY, D AL 181  
 FERNANDEZ, T VN 181  
 REYNOLDS, H WA 180  
 WALTON, J NY 180  
 MCGWIRE, M OG 180  
 GUERRERO, P WA 158  
 GWYNN, T KY 158  
 SMITH, D OG 158  
 ESASKY, N OG 158  
 BOGGS, W IA 157  
 HENDERSON, R NY 157  
 HAYES, V VA 157  
 MOLITOR, P CA 157  
 BUTLER, B HA 157  
 CLARK, W KY 158  
 YOUNT, R WA 158  
 ALOMAR, R OG 158

AT BATS  
 MATTINGLY, D AL 708  
 GWYNN, T KY 684  
 BROWNE, J AL 681  
 REYNOLDS, H WA 683  
 LANSFORD, C NY 678  
 RAINES, T IA 677  
 WALTON, J NY 676  
 LARKIN, B CA 668  
 SIERRA, R KY 664  
 EISENREICH, J VN 662  
 MOLITOR, P CA 658  
 JACKSON, B IA 658  
 ALOMAR, R OG 647  
 YOUNT, R WA 644  
 CLARK, W KY 633  
 BOGGS, W IA 625  
 PUCKETT, K CA 623  
 SANDBERG, R AZ 623  
 SMITH, D OG 621  
 ESASKY, N OG 618  
 THOMPSON, M AZ 618  
 RIPKEN, C IA 617  
 SMITH, L NY 614  
 HENDERSON, R NY 613  
 DAVIS, A ON 608

HITS  
 GWYNN, T KY 218  
 LARKIN, B CA 218  
 CLARK, W KY 203  
 LANSFORD, C NY 200  
 BOGGS, W IA 188  
 MATTINGLY, D AL 183  
 BROWNE, J AL 181  
 WALTON, J NY 187  
 JOHNSON, H KY 187  
 SIERRA, R KY 183  
 YOUNT, R WA 181  
 ALOMAR, R OG 180  
 REYNOLDS, H WA 177  
 HARPER, B WA 177  
 DAVIS, E VA 176  
 PUCKETT, K CA 175  
 THOMPSON, M AZ 175  
 FRANCO, J CA 174  
 MOLITOR, P CA 173  
 EISENREICH, J VN 172  
 SMITH, D OG 172  
 SMITH, L NY 172  
 BURKS, E VN 170  
 SANDBERG, R AZ 168  
 CANSECO, J WA 168

DOUBLES

BOGGS, W	IA	58
JOHNSON, H	KY	47
GUERRERO, P	WA	43
EISENREICH, J	VN	42
HARPER, B	WA	39
MATTINGLY, D	AL	38
O'NIELL, P	CA	38
BELL, G	HA	37
CLARK, W	KY	36
PUCKETT, K	CA	36
BONILLA, B	AZ	36
SIERRA, R	KY	35
THOMPSON, M	AZ	35
GREENWELL, M	AZ	35
GWYNN, T	KY	34
YOUNT, R	WA	34
SMITH, L	NY	34
REED, J	VN	33
BROWNE, J	AL	32
HAYES, V	VA	31
FRANCO, J	CA	30
RIPKEN, C	IA	30
TARTABULL, D	ON	30
BAINES, H	VA	30

TRIPLES

SIERRA, R	KY	18
ROBERTS, B	HA	14
LARKIN, B	CA	12
EISENREICH, J	VN	10
YOUNT, R	WA	10
SMITH, D	OG	10
DAWSON, A	AZ	10
BOGGS, W	IA	8
MILLIGAN, R	AL	8
RAINES, T	IA	8
BURKS, E	VN	8
CLARK, W	KY	8
MCDOWELL, O	VN	8
BRADLEY, P	CA	8
THOMPSON, R	ON	8
BONILLA, B	AZ	7
MITCHELL, K	VA	7
ORSULAK, J	AL	7
FELIX, J	HA	7
KOMMINSK, B	IA	7

HOME RUNS

CANSECO, J	WA	55
DAVIS, E	VA	52
JACKSON, B	IA	51
JOHNSON, H	KY	51
STRAWBERRY, D	AL	50
MCGRIFF, F	VN	45
MITCHELL, K	VA	44
KITTLE, R	VN	42
CLARK, J	HA	42
SIERRA, R	KY	41
TETTLETON, M	OG	39
HAYES, V	VA	37
SANDBERG, R	AZ	37
DAVIS, G	KY	37
DAWSON, A	AZ	36
MCGWIRE, M	OG	34
HRBEK, K	NY	33
WHITAKER, L	IA	31
ESASKY, N	OG	30
WILLIAMS, M	ON	30
GEREN, B	NY	27
BURKS, E	VN	28
CLARK, W	KY	26
MATTINGLY, D	AL	24
GRUBER, K	KY	22
DAVIS, A	ON	22

RUNS

HENDERSON, R	NY	123
DAVIS, E	VA	115
JOHNSON, H	KY	112
GWYNN, T	KY	108
CANSECO, J	WA	106
SIERRA, R	KY	106
BROWNE, J	AL	105
CLARK, W	KY	101
RAINES, T	IA	101
YOUNT, R	WA	88
JACKSON, B	IA	86
MITCHELL, K	VA	85
CLARK, J	HA	85
BURKS, E	VN	85
SANDBERG, R	AZ	82
MCGRIFF, F	VN	81
TETTLETON, M	OG	81
MOLITOR, P	CA	81
EISENREICH, J	VN	81
STRAWBERRY, D	AL	80
HAYES, V	VA	80
SMITH, L	NY	80
PETTIS, G	OG	80
LANSFORD, C	NY	80
REYNOLDS, H	WA	80

RUNS BATTED IN

CANSECO, J	WA	154
JACKSON, B	IA	144
MITCHELL, K	VA	125
JOHNSON, H	KY	122
CLARK, W	KY	122
SIERRA, R	KY	121
DAVIS, E	VA	115
TETTLETON, M	OG	108
HRBEK, K	NY	108
MATTINGLY, D	AL	104
MCGRIFF, F	VN	103
STRAWBERRY, D	AL	102
DAWSON, A	AZ	102
KITTLE, R	VN	98
SANDBERG, R	AZ	97
SMITH, L	NY	95
ESASKY, N	OG	95
CLARK, J	HA	91
GEREN, B	NY	88
MCGWIRE, M	OG	87
HAYES, V	VA	86
SMITH, D	OG	85
WHITAKER, L	IA	85
DAVIS, G	KY	83
BONILLA, B	AZ	81

STOLEN BASES

HENDERSON, R	NY	48
LANSFORD, C	NY	38
RAINES, T	IA	33
GWYNN, T	KY	32
KELLY, R	AL	30
WALTON, J	NY	30
REYNOLDS, H	WA	28
MOLITOR, P	CA	28
ROBERTS, B	HA	27
LARKIN, B	CA	26
SOSA, S	ON	25
JACKSON, B	IA	23
PETTIS, G	OG	21
SMITH, L	NY	19
DUNSTON, S	VA	19
EISENREICH, J	VN	18
HAYES, V	VA	17
MCDOWELL, O	VN	17
DAVIS, E	VA	16
THOMPSON, M	AZ	16
KOMMINSK, B	IA	15
BUTLER, B	HA	14
JOHNSON, L	VA	14
WHITE, D	ON	14



BASE ON BALLS		
CLARK, J	HA	133
HENDERSON, R	NY	132
PETTIS, G	OG	108
MCGRIFF, F	VN	105
TETTLETON, M	OG	87
HAYES, V	VA	83
SMITH, L	NY	80
ROBERTS, B	HA	87
EVANS, D	WA	87
DAVIS, A	ON	87
MILLIGAN, R	AL	83
GUERRERO, P	WA	82
RAINES, T	IA	79
JOHNSON, H	KY	79
BROWNE, J	AL	76
WHITAKER, L	IA	76
HRBEK, K	NY	76
MCGWIRE, M	OG	74
FRANCO, J	CA	71
BAINES, H	VA	71
OQUENDO, J	VA	70
TARTABULL, D	ON	69
MURPHY, D	OG	69
KOMMINSK, B	IA	65
MITCHELL, K	VA	65

HIT BY THE PITCHER		
SMITH, L	NY	18
LANSFORD, C	NY	11
HARPER, B	WA	11
BRADLEY, P	CA	10
DAVIS, A	ON	9
CARREON, M	HA	8
THOMPSON, R	ON	8
CANSECO, J	WA	8
MILLIGAN, R	AL	7
BIGGIO, C	HA	7
GALARRAGA, A	AZ	7
MITCHELL, K	VA	6
SMITH, D	OG	6
BOGGS, W	IA	6
YOUNT, R	WA	6
DAVIS, G	KY	6
THOMPSON, M	AZ	6
FELIX, J	HA	6
WALTON, J	NY	6
BUHNER, J	WA	6
MARSHALL, M	NY	6
PUCKETT, K	CA	6
SOSA, S	ON	6

STRIKE OUTS		
JACKSON, B	IA	255
CANSECO, J	WA	190
TETTLETON, M	OG	172
TARTABULL, D	ON	168
ESASKY, N	OG	162
CLARK, J	HA	161
PETTIS, G	OG	153
MCGWIRE, M	OG	150
JOHNSON, H	KY	149
SOSA, S	ON	145
GEREN, B	NY	144
MCGRIFF, F	VN	142
DAVIS, E	VA	139
HAYES, V	VA	137
MITCHELL, K	VA	134
KOMMINSK, B	IA	134
DEER, R	ON	133
SMITH, L	NY	130
KELLY, R	AL	128
KITTLE, R	VN	125
WILLIAMS, M	ON	124
BRADLEY, P	CA	122
WALTON, J	NY	121
STRAWBERRY, D	AL	121
CLARK, W	KY	119

GROUNDED INTO DP		
MATTINGLY, D	AL	28
RIPKEN, C	IA	28
PUCKETT, K	CA	26
SMITH, L	NY	21
YOUNT, R	WA	21
ORSULAK, J	AL	21
GREENWELL, M	AZ	21
LANSFORD, C	NY	20
BELL, G	HA	20
STEINBACH, T	ON	20
MCGWIRE, M	OG	19
BURKS, E	VN	18
BOGGS, W	IA	18
JOYNER, W	ON	18
ESASKY, N	OG	17
CLARK, W	KY	17
DAWSON, A	AZ	17
PENDLETON, T	OG	17
FISK, C	VN	17
PHILLIPS, T	HA	17
HARPER, B	WA	17
GUERRERO, P	WA	18
GRUBER, K	KY	18
RAINES, T	IA	18

WINS		
RYAN, N	NY	28
MOORE, M	IA	22
CANDIOTTI, T	VN	22
SMOLTZ, J	KY	21
STIEB, D	NY	20
WELCH, B	WA	20
GUBICZA, M	IA	18
BOSIO, C	VA	18
SABERHAGEN, B	CA	18
CLEMENS, R	IA	18
FERNANDEZ, S	OG	18
HERSHISER, O	VA	18
BANKHEAD, S	WA	18
BELCHER, T	VA	17
HURST, B	CA	18
BLYLEVEN, B	NY	18
HANSON, E	VN	18
HOWELL, K	HA	15
WELLS, D	WA	15
SUTCLIFFE, R	CA	14
BIELECKI, M	KY	14
MARTINEZ, D	KY	14
SCOTT, M	KY	14
MCCASKILL, K	OG	14
FINLEY, C	AZ	14

LOSSES		
DELEON, J	HA	27
BODDICKER, M	OG	23
SMILEY, J	OG	22
SMITH, B	NY	21
HOWELL, K	HA	18
MCCASKILL, K	OG	18
PEREZ, P	VN	18
WHITSON, E	AZ	18
FERNANDEZ, S	OG	18
HURST, B	CA	18
CONE, D	WA	18
GOODEN, D	VA	17
BLYLEVEN, B	NY	18
SUTCLIFFE, R	CA	18
STIEB, D	NY	15
SABERHAGEN, B	CA	15
GLAVINE, T	AZ	15
BANKHEAD, S	WA	14
DRABEK, D	AZ	14
DESHAIES, J	HA	14
GORDON, T	ON	14
MORGAN, M	HA	14
REUSCHEL, R	AL	14
LANGSTON, M	IA	14

WINNING PERCENTAGE		
RYAN, N	NY	.788
SMOLTZ, J	KY	.750
WELLS, D	WA	.750
OLSON, G	WA	.750
MONTGOMERY, J	VA	.714
GUBICZA, M	IA	.704
MOORE, M	IA	.688
PORTUGAL, M	KY	.667
DIBBLE, R	AL	.667
CANDIOTTI, T	VN	.647
BIELECKI, M	KY	.636
DARWIN, D	HA	.636
BLACK, B	AL	.625
BAIR, D	OG	.615
ANDERSEN, L	CA	.611
MARTINEZ, R	VN	.611
WELCH, B	WA	.608
HERSHISER, O	VA	.600
SWINDELL, G	VN	.600
ACKER, J	IA	.600
HENKE, T	NY	.600
HARRIS, GW	VN	.600
BOSIO, C	VA	.594
BURNS, T	KY	.581
MARTINEZ, D	KY	.583
FINLEY, C	AZ	.583

SAVES		
WELLS, D	WA	23
BURNS, T	KY	23
MONTGOMERY, J	VA	22
RUSSELL, J	CA	21
ANDERSEN, L	CA	20
ECKERSLEY, D	NY	20
OLSON, G	WA	18
DIBBLE, R	AL	18
LAMP, D	ON	18
HARRIS, GW	VN	13
JONES, D	OG	12
KIPPER, B	ON	12
LANDRUM, B	AZ	12
DARWIN, D	HA	11
SMITH, D	AZ	10
NELSON, G	AZ	10
HENKE, T	NY	8
MYERS, R	IA	8
JACKSON, M	WA	8
ROGERS, K	VN	8
DAVIS, M	VA	8
AGUILERA, R	IA	8
ACKER, J	IA	7
WAYNE, G	KY	7
BAIR, D	OG	6
HARVEY, B	VN	6

GAMES		
WELLS, D	WA	88
HENKE, T	NY	82
ANDERSEN, L	CA	78
SMITH, D	AZ	77
NELSON, G	AZ	77
DIBBLE, R	AL	75
LANCASTER, L	KY	71
BURNS, T	KY	70
BAIR, D	OG	70
ECKERSLEY, D	NY	68
JONES, D	OG	68
HONEYCUTT, R	HA	67
WARD, D	HA	66
HARRIS, GW	VN	63
MONTGOMERY, J	VA	62
OLSON, G	WA	62
LAMP, D	ON	61
DARWIN, D	HA	61
RUSSELL, J	CA	60
JACKSON, M	WA	58
DAVIS, M	VA	56
ACKER, J	IA	53
WAYNE, G	KY	51
AGUILERA, R	IA	50
PLESAC, D	AL	50

COMPLETE GAMES		
RYAN, N	NY	22
FERNANDEZ, S	OG	21
CANDIOTTI, T	VN	21
SABERHAGEN, B	CA	18
MOORE, M	IA	18
SMOLTZ, J	KY	17
HOWELL, K	HA	18
BOSIO, C	VA	16
HERSHISER, O	VA	14
CLEMENS, R	IA	14
SMILEY, J	OG	13
REUSCHEL, R	AL	13
STIEB, D	NY	12
SMITH, B	NY	12
HANSON, E	VN	12
BROWN, K	AL	12
BELCHER, T	VA	11
GUBICZA, M	IA	11
PEREZ, P	VN	11
HOLMAN, B	ON	11
FARRELL, J	ON	11
DELEON, J	HA	10
CARY, C	AL	10
BLACK, B	AL	10

INNINGS PITCHED			EARNED RUN AVERAGE			HOME RUNS ALLOWED		
RYAN, N	NY	342.000	SMOLTZ, J	KY	2.17	BELCHER, T	VA	51
SABERHAGEN, B	CA	340.000	RYAN, N	NY	2.66	SMILEY, J	OG	48
HOWELL, K	HA	325.000	SABERHAGEN, B	CA	2.78	DELEON, J	HA	47
FERNANDEZ, S	OG	319.000	BOSIO, C	VA	3.08	CONE, D	WA	40
BOSIO, C	VA	309.333	CANDIOTTI, T	VN	3.13	FERNANDEZ, S	OG	38
CANDIOTTI, T	VN	293.333	CLEMENS, R	IA	3.28	DRABEK, D	AZ	36
MOORE, M	IA	293.000	MOORE, M	IA	3.32	SMITH, B	NY	36
HERSHISER, D	VA	288.667	GUBICZA, M	IA	3.36	SWINDELL, G	VN	36
STIEB, D	NY	287.000	HERSHISER, D	VA	3.40	SCOTT, M	KY	35
SMILEY, J	OG	285.333	HOLMAN, B	ON	3.45	SABERHAGEN, B	CA	34
HURST, B	CA	282.667	HANSON, E	VN	3.64	BLYLEVEN, B	NY	33
CLEMENS, R	IA	281.667	FERNANDEZ, S	OG	3.67	WHITSON, E	AZ	33
GUBICZA, M	IA	278.667	STIEB, D	NY	3.67	PEREZ, P	VN	33
SUTCLIFFE, R	CA	277.000	MORGAN, M	HA	3.78	RYAN, N	NY	32
BELCHER, T	VA	271.000	HOWELL, K	HA	3.82	HURST, B	CA	32
BLYLEVEN, B	NY	268.667	BROWN, K	AL	3.88	MARTINEZ, D	KY	32
DELEON, J	HA	268.000	BANKHEAD, S	WA	4.00	MOORE, M	IA	31
MCCASKILL, K	OG	267.000	SCOTT, M	KY	4.05	SUTCLIFFE, R	CA	31
SMOLTZ, J	KY	266.000	FARRELL, J	ON	4.11	GORDON, T	ON	31
BANKHEAD, S	WA	265.667	BIELECKI, M	KY	4.12	HOWELL, K	HA	30
WHITSON, E	AZ	263.667	WELCH, B	WA	4.15	BANKHEAD, S	WA	30
SMITH, B	NY	258.667	GLAVINE, T	AZ	4.17	GOODEN, D	VA	30
CONE, D	WA	253.333	BLYLEVEN, B	NY	4.22	BOSIO, C	VA	28
GOODEN, D	VA	247.667	WHITSON, E	AZ	4.27	GLAVINE, T	AZ	28
DRABEK, D	AZ	245.000	SUTCLIFFE, R	CA	4.28	STEWART, D	CA	28
						MCCASKILL, K	OG	28
						BODDICKER, M	OG	28

BASE ON BALLS			STRIKE OUTS			HIT BATTERS		
GORDON, T	ON	136	RYAN, N	NY	457	SMILEY, J	OG	12
HOWELL, K	HA	130	FERNANDEZ, S	OG	275	BLYLEVEN, B	NY	10
FERNANDEZ, S	OG	124	HOWELL, K	HA	257	MARTINEZ, D	KY	10
RYAN, N	NY	124	SABERHAGEN, B	CA	257	WHITSON, E	AZ	8
STIEB, D	NY	118	BELCHER, T	VA	258	SMITH, B	NY	8
CONE, D	WA	117	CLEMENS, R	IA	247	MCCASKILL, K	OG	7
DELEON, J	HA	114	DELEON, J	HA	245	STIEB, D	NY	7
GOODEN, D	VA	111	SMOLTZ, J	KY	231	BELCHER, T	VA	6
HERSHISER, D	VA	111	CONE, D	WA	218	GOODEN, D	VA	6
BELCHER, T	VA	108	HERSHISER, D	VA	218	FERNANDEZ, S	OG	5
WELCH, B	WA	108	BOSIO, C	VA	217	HURST, B	CA	5
HOLMAN, B	ON	104	HURST, B	CA	208	MOORE, M	IA	5
DRABEK, D	AZ	103	GUBICZA, M	IA	208	BODDICKER, M	OG	5
FINLEY, C	AZ	103	MOORE, M	IA	191	BIELECKI, M	KY	5
CLEMENS, R	IA	100	SUTCLIFFE, R	CA	185	BAIR, D	OG	5
BIELECKI, M	KY	100	GOODEN, D	VA	184	GARRELTS, S	IA	5
SMITH, B	NY	98	WELLS, D	WA	182	BURNS, T	KY	5
BROWN, K	AL	97	GORDON, T	ON	178	SABERHAGEN, B	CA	4
SCHIRALDI, C	WA	96	FINLEY, C	AZ	177	CLEMENS, R	IA	4
MCCASKILL, K	OG	95	BODDICKER, M	OG	177	GUBICZA, M	IA	4
SMOLTZ, J	KY	92	DIBBLE, R	AL	174	SUTCLIFFE, R	CA	4
JOHNSON, R	AL	91	HENKE, T	NY	171	FINLEY, C	AZ	4
BODDICKER, M	OG	90	BANKHEAD, S	WA	170	HENKE, T	NY	4
WHITSON, E	AZ	87	SCOTT, M	KY	170	OLSON, G	WA	4
CANDIOTTI, T	VN	87	HANSON, E	VN	158	SHOW, E	WA	4

## SHUT OUTS

BOSIO, C	VA	7
MOORE, M	IA	5
RYAN, N	NY	5
CANDIOTTI, T	VN	5
BIELECKI, M	KY	4
BROWN, K	AL	4
SABERHAGEN, B	CA	3
SUTCLIFFE, R	CA	3
MORGAN, M	HA	3
STIEB, D	NY	2
GUBICZA, M	IA	2
BANKHEAD, S	WA	2
HOLMAN, B	ON	2
WITT, B	VA	2
PORTUGAL, M	KY	2
REUSCHEL, R	AL	2
BLACK, B	AL	2
HOWELL, K	HA	2

## WILD PITCHES

HOWELL, K	HA	23
CONE, D	WA	18
HERSHISER, O	VA	14
GOODEN, D	VA	14
RYAN, N	NY	12
MORGAN, M	HA	12
SUTCLIFFE, R	CA	11
DESHAIES, J	HA	10
HURST, B	CA	8
WELLS, D	WA	8
BIELECKI, M	KY	8
SCHIRALDI, C	WA	8
DELEON, J	HA	8
HOLMAN, B	ON	7
MCCASKILL, K	OG	6
WELCH, B	WA	6
MADDUX, G	AL	6
MOORE, M	IA	5
SMILEY, J	OG	5
BELCHER, T	VA	5
FARRELL, J	ON	5
CARY, C	AL	5
HANSON, E	VN	5
LANCASTER, L	KY	5
NELSON, G	AZ	5

## BALKS

GOODEN, D	VA	8
CANDIOTTI, T	VN	8
SUTCLIFFE, R	CA	8
CONE, D	WA	7
HERSHISER, O	VA	7
BELCHER, T	VA	6
BIELECKI, M	KY	5
HARRIS, GW	VN	5
WHITSON, E	AZ	5
MADDUX, G	AL	4
SMILEY, J	OG	4
BLACK, B	AL	4
BENES, A	AZ	4
HOWELL, K	HA	3
WELLS, D	WA	3
SMOLTZ, J	KY	3
SHOW, E	WA	3
LANCASTER, L	KY	2
FINLEY, C	AZ	2
SWINDELL, G	VN	2
MARTINEZ, D	KY	2
BODDICKER, M	OG	2
HIGUERA, T	CA	2
SMITH, D	AZ	2
MCWILLIAMS, L	AZ	2
HONEYCUTT, R	HA	2

SINGLE SEASON TEAM RECORDS

OFFENSIVE

	BEST		WORST	
Batting Average	Washington '88	.291	Iowa '85	.230
On Base Pct	Washington '88	.359	Arizona '87	.297
Slugging Pct	Las Vegas '88	.488	Iowa '85	.368
At Bats	Arizona '88	5866	Vernal '90	5407
Runs	Washington '88	937	Hawaii '90	584
Hits	Illinois '85	1687	Iowa '85	1287
Doubles	Albany '87	354	Ogden '90	190
Triples	Illinois '84		Iowa '86	24
Home Runs	Arizona '85	75		
	Las Vegas '88	277	Indiana '82	
StolenBases	New York '88	279	Illinois '82	101
Caught Stealing	Albany '90	9	Ontario '84	37
Ground into DP	Kentucky '90	104	Arizona '86	161
Walks	Illinois '84	739	Wisconsin '88	205
Hit by pitch	Illinois '84	64	Utah '83	403
Strikeouts	Utah '84	705	three teams tied at	10
Sacrifice Flies	New York '86	56	Ogden '90	1254
Sacrifice Hits	Iowa City '87	70	three teams tied at	25
			several teams with	0

DEFENSIVE

	BEST		WORST	
ERA	Las Vegas '87	2.87	Vernal '88	5.28
Wins	Washington '83	105	Oregon '85	53
Saves	Washington '84	54	Oregon '85	11
Complete Games	Washington '83	100	Arizona '90	29
Innings Pitched	New York '86	1508	Vancouver '84	1378
Hits Allowed	Las Vegas '87	1215	Maine '83	1706
Runs Allowed	Las Vegas '87	541	Maine '83	933
Earned Runs Allowed	Las Vegas '87	465	Maine '83	836
Walks Allowed	New York '86	325	Hawaii '88	722
Strikeouts	Las Vegas '89	1273	Vancouver '83	.615
Shut Outs	Las Vegas '87	22	Arizona '88	1
Double Plays Turned	Washington '86	207	Hawaii '90	88
Home Runs Allowed	Minnesota '84	133	Albany '88	266
Errors	Vernal '90	75	Vancouver '87	165

ALL-TIME SINGLE SEASON RECORDS -- OFFENSE

<u>GAMES</u>			<u>AVERAGE</u>			<u>AT BATS</u>			
1	84	Henderson,R IL	174	84	Boggs,W IL	.379	87	Fernandez,T WI	730
2	83	Sax,S UT	171	86	Boggs,W LV	.377	83	Wilson,W AZ	727
3	90	Davis,A ON	169	83	Boggs,W IL	.376	86	Butler,B HI	717
4	89	Alomar,R IC	168	85	Gwynn,T IL	.359	88	Fernandez,T WI	714
5	87	Brooks,H WA	166	88	Gwynn,T KY	.354	89	Gwynn,T KY	712
6	84	Molitor,P UT	165	85	Pendleton,T WA	.353	84	Garcia,D TX	711
7	87	Carter,J VN	165	83	Carew,R AZ	.351	84	Wilson,W AZ	709
8		several with	162	87	Hayes,V VC	.350	87	Carter,J VN	709
9				85	Gladden,D OR	.349	90	Mattingly,D AL	709
10				87	Brooks,H WA	.348	89	Fernandez,T WI	705

<u>HITS</u>			<u>DOUBLES</u>			<u>TRIPLES</u>			
1	87	Brooks,H WA	236	87	Mattingly,D AL	61	86	McGee,W VN	26
2	88	Gwynn,T KY	236	90	Boggs,W IA	59	83	Wilson,W AZ	24
3	83	Wilson,W AZ	234	84	Moseby,L NY	57	86	Wilson,W AZ	23
4	86	Boggs,W LV	222*	83	White,F WA	56	85	Sandberg,R AZ	20
5	87	Raines,T LV	219	84	Hrbek,K HI	55	89	Reynolds,H WA	20
6	85	Winfield,D HI	216	82	Brett,G WY	52	85	Wilson,W AZ	19
7	90	Gwynn,T KY	216	88	James,D WI	51	88	Gwynn,T KY	19
8	90	Larkin,B CA	216	83	Durham,L MN	50		five tied with	18
9	86	McGee,W VN	215		four tied with	49			
10	87	Mattingly,D AL	222*						

<u>HOME RUNS</u>			<u>RBI</u>			<u>RUNS</u>			
1	88	McGwire,M LV	58	88	McGwire,M LV	156	87	Davis,E VC	161
2	88	Dawson,A AZ	56	90	Canseco,J WA	154	84	Henderson,R IL	143
3	82	Schmidt,M MN	55	88	Strawberry,D AL	145	89	Gibson,K VN	135
4	90	Canseco,J WA	55	90	Jackson,B IA	144	88	Strawberry,D AL	128
5	88	Bell,G WI	53	88	Bell,G WI	141	84	Yount,R WA	126
6	84	Rice,J VC	52	83	Dawson,A AZ	138	85	Winfield,D HI	126
7	89	Strawberry,D AL	52	88	Guerrero,P WA	138	89	Daniels,K LV	126
8	90	Davis,E VC	52	87	Brooks,H WA	136	88	Dawson,A AZ	123
9		three tied with	51	88	Trammell,A NY	136	90	Henderson,R NY	123
10				89	Jordan,R HI	136		two tied with	121

<u>STRIKE OUTS</u>			<u>WALKS</u>			<u>STOLEN BASES</u>			
1	90	Jackson,B IA	255	84	Henderson,R IL	171	88	Coleman,V NY	135
2	89	Galarraga,A AZ	192	88	Cangelosi,J VN	168	84	Henderson,R IL	130
3	90	Canseco,J WA	190	88	Clark,J LV	157	87	Davis,E VC	111
4	88	Davis,E VC	186	86	Harrah,T VN	150	86	Coleman,V NY	92
5	89	Clark,J HI	177	87	Roenicke,G IC	141	82	Raines,T IN	89
6	90	Tettleton,M OG	172	90	Clark,J HI	133	89	Henderson,R NY	84
7	87	Barfield,J VC	171	90	Henderson,R NY	132	84	Raines,T UT	69
8	88	McGwire,M LV	169	88	Henderson,R NY	127	87	Henderson,R NY	66
9	89	Gibson,K VN	168	88	Phelps,K WI	118	88	Henderson,R NY	64
10	90	Tartabull,D VN	168	86	Henderson,R NY	115		two tied with	63

SINGLE SEASON LISTS  
PITCHING

ERA

1	86	Gooden,D. VC	2.10
2	90	Smoltz,J. KY	2.17
3	86	Valenzuela,F. HI	2.45
4	85	Gooden,D. IL	2.49
5	85	Andujar,J. CA	2.51
6	83	Show,E. WA	2.53
7	85	Alexander,D. IL	2.53
8	89	Robinson,D. WI	2.60
9	87	Clemens,R. LV	2.61
10	84	Ryan,N. CA	2.62

WINS

86	Gooden,D. VC	31
83	Niekro,J. MN	27
83	Welch,B. WA	27
87	Scott,M. KY	26
88	Welch,B. WA	26
90	Ryan,N. NY	26
83	Reuss,J. WA	25
87	Clemens,R. LV	25
	Three tied at	24

LOSSES

86	Saberhagen, CA	27
90	DeLeon,J. HI	27
88	Stewart,D. HI	26
82	Carlton,S. WY	23
88	Jackson,D. WI	23
89	Stewart,D. HI	23
90	Boddicker,M. OG	23
	Five tied at	22

INNINGS

1	86	Gooden,D. VC	373
2	83	Welch,B. WA	362
3	82	Valenzuela,F. IL	361
4	87	Clemens,R. LV	359
5	83	Valenzuela,F. HI	353
6	86	Valenzuela,F. HI	349
7	82	Ryan,N. WY	349
8	86	Tudor,J. AL	349
9	89	Clemens,R. LV	346
10	88	Welch,B. WA	345

STRIKEOUTS

90	Ryan,N. NY	457
89	Clemens,R. LV	383
87	Scott,M. KY	365
86	Gooden,D. VC	364
82	Valenzuela,F. IL	353
89	Ryan,N. IC	340
87	Clemens,R. LV	333
89	Cone,D. WA	327
88	Langston,M. WI	324
82	Ryan, N. WY	321

WALKS

89	Hough,C. VN	191
88	Langston,M. WI	176
87	Correa,E. IC	175
88	Stewart,D. HI	172
88	DeLeon,J. HI	167
87	Youmans,F. AL	162
88	Ryan,N. LV	160
88	Candiotti,T. WI	157
88	Gubicza,M. LV	155
87	Palmer,D. IC	153

COMPLETE GAMES

1	83	Welch,B. WA	37
2	86	Gooden,D. VC	34
3	87	Clemens,R. LV	33
4	86	Valenzuela,F. HI	32
5	82	Valenzuela,F. IL	29
6	82	Hooton,B. IN	28
7	87	Witt,M. VC	28
8	82	Ryan,N. WY	26
9	83	Valenzuela,F. HI	26
10	86	Tudor,J. AL	26

SHUT OUTS

86	Gooden,D. VC	8
87	Clemens,R. LV	7
87	Ryan,N. LV	7
90	Bosio,C. VC	7
82	Sutton,D. IL	6
85	Soto,M. AZ	6
89	Rijo,J. LV	6
	Ten tied with	5

SAVES

88	Smith,D. AZ	34
84	Diaz,C. TX	31
89	Davis,M. VC	30
82	Fingers,R. WA	29
83	Bedrosian, TX	29
83	Gossage,G. MN	29
82	Gossage,G. MN	28
88	Henke,T. NY	28
84	Niedenfuier, HI	29
	Two tied with	27

20 or more wins in a season

31	Dwight Gooden, VC	1986
27	Joe Niekro, MN	1983
	Bob Welch, WA	1983
26	Mike Scott, KY	1987
	Bob Welch, WA	1988
	Nolan Ryan, NY	1990
25	Jerry Reuss, WA	1983
	Roger Clemens, LV	1987
24	Burt Hooton, IN	1982
	Roger Clemens, LV	1989
	Bob Welch, WA	1989
23	Tom Seaver, IN	1982
	Fernando Valenzuela, IL	1983
	Mike Moore, HI	1986
	Nolan Ryan, VN	1986
	Dwight Gooden, VC	1987
	Roger Clemens, LV	1988
	Rick Reuschel, NY	1988
22	Dave Righetti, MN	1984
	Fernando Valenzuela, HI	1986
	Eric King, LV	1987
	David Palmer, IC	1987
	Bob Welch, WA	1987
	Mike Witt, VC	1987
	Tom Candiotti, VN	1990
	Mike Moore, IA	1990
21	Danny Darwin, MN	1982
	Bill Gullickson, HI	1982
	Phil Niekro, MN	1983
	Mike Boddicker, UT	1985
	Eric Show, WA	1986
	Dwight Gooden, VC	1988
	Jimmy Key, VN	1988
	Mike Scott, KY	1988
	David Cone, WA	1989
	Kelly Downs, VC	1989
	Bryn Smith, NY	1989
	John Smoltz, KY	1990

20	Dave Stieb, IN	1982
	Scott McGregor, IL	1983
	LaMarr Hoyt, IL	1984
	Fernando Valenzuela, HI	1985
	John Tudor, AL	1986
	Dave Stieb, LV	1986
	Orel Hershiser, VC	1987
	Jimmy Key, VN	1987
	Fernando Valenzuela, HI	1987
	Jim Clancy, AZ	1988
	Mark Gubicza, LV	1988
	Teddy Higuera, CA	1988
	Bret Saberhagen, WI	1988
	Frank Viola, HI	1988
	Orel Hershiser, VC	1989
	Dave Stieb, NY	1990
	Bob Welch, WA	1990

---

1990 All-Defensive Team

P	Nolan Ryan, NY
C	Benito Santiago, IA
1b	Wally Joyner, ON
2b	Ryne Sandberg, AZ
3b	Gary Gaetti, WA
ss	Tony Fernandez, VN
Lf	Eric Davis, VC
Cf	Kirby Puckett, CA
Rf	Jesse Barfield, HI

Defensive Player of  
the Year:  
ss Tony Fernandez, VN

---



## 40 or more HomeRuns in a season

58	Mark McGwire, LV	1988
56	Andre Dawson, AZ	1988
55	Mike Schmidt, MN	1982
	Jose Canseco, WA	1990
53	George Bell, WI	1988
52	Jim Rice, VC	1984
	Darryl Strawberry, AL	1989
	Eric Davis, VC	1990
51	Darryl Strawberry, AL	1986
	Bo Jackson, IA	1990
	Howard Johnson, KY	1990
50	Steve Balboni, VN	1986
	Danny Tartabull, VN	1988
	Darryl Strawberry, AL	1990
49	Darryl Strawberry, AL	1988
46	Tony Armas, IL	1985
	Dave Kingman, OR	1985
	Glenn Davis, KY	1986
45	Jeff Burroughs, TX	1983
	Pedro Guerrero, WA	1986
	Eric Davis, VC	1987
	Dwight Evans, WA	1988
	Kirk Gibson, VN	1989
	Fred McGriff, VN	1990
44	Ricky Jordan, HI	1989
	Kevin Mitchell, VC	1990
43	Mark McGwire, LV	1989
42	Eddie Murray, MN	1984
	Mike Schmidt, WI	1988
	Eric Davis, VC	1988
	Ron Kittle, VN	1990
	Jack Clark, VN	1990
41	Mike Schmidt, UT	1985
	Dale Murphy, WI	1986
	Rueben Sierra, KY	1990
40	Mike Schmidt, WI	1986
	Hubie Brooks, WA	1987
	Wally Joyner, IC	1988
	George Brett, CA	1988
	Joe Carter, VN	1988
	Danny Tartabull, VN	1989
	Jose Canseco, WA	1989

## 150 HOMERUN CLUB

Darryl Strawberry	292
Mike Schmidt	285
Andre Dawson	267
Eddie Murray	246
Jack Clark	242
Dwight Evans	225
Dale Murphy	212
Pedro Guerrero	208
Kent Hrbek	206
Dave Winfield	199
Eric Davis	186
Lance Parrish	171
Glenn Davis	169
Harold Baines	160
Joe Carter	158
Cal Ripken Jr.	157
Jim Rice	150

## ALBANY EMPIRE

NAME	PCT	SLG	OBA	G	AB	R	H	2B	3B	HR	RBI	BB	HB	SO	SB	CS	SH	DP	E	SF
URIBE, J	.455	.545	.455	4	11	2	5	1	0	0	1	0	0	0	1	0	0	0	1	0
PERRY, G	.397	.517	.453	25	58	12	23	4	0	1	9	6	0	8	3	1	0	0	0	0
CALDERON, I	.320	.562	.349	77	203	28	85	9	5	10	37	9	1	28	0	0	1	4	1	2
ORSULAK, J	.308	.505	.374	135	455	74	140	28	7	18	87	47	3	83	0	0	3	21	5	3
KRUK, J	.297	.423	.378	89	222	28	66	6	2	8	32	28	0	30	2	0	0	7	1	0
OBBERKFELL, K	.295	.429	.327	101	329	27	97	26	3	4	44	12	5	27	0	0	0	13	7	3
LEMON, C	.292	.500	.350	24	72	11	21	4	1	3	11	7	0	20	0	0	0	1	1	1
MILLIGAN, R	.291	.507	.433	125	357	55	104	29	9	10	41	83	7	89	3	0	0	5	1	1
WARD, G	.278	.833	.278	8	18	4	5	1	0	3	3	0	0	4	0	0	0	0	0	0
BROWNE, J	.276	.388	.345	181	691	105	191	32	2	9	63	76	0	103	9	3	5	13	21	7
PRESLEY, J	.276	.434	.304	29	78	6	21	3	0	3	10	3	0	23	0	0	1	2	6	0
MARTINEZ, D	.273	.545	.304	7	22	4	8	0	0	2	3	1	0	3	2	0	0	0	0	0
MATTINGLY, D	.272	.433	.293	161	709	82	193	38	2	24	104	22	0	65	0	0	0	29	4	4
ESPINOZA, A	.271	.316	.290	59	133	9	36	4	1	0	9	4	0	14	0	1	1	5	6	1
KELLY, R	.260	.384	.327	154	549	78	143	18	4	14	59	53	4	128	30	1	2	10	6	6
CERONE, R	.240	.320	.387	17	25	0	8	2	0	0	4	5	1	7	0	0	0	1	0	0
FINLEY, S	.238	.310	.289	58	42	5	10	0	0	1	5	2	1	4	5	0	0	3	1	0
STRAWBERRY, D	.236	.582	.295	139	512	90	121	23	2	50	102	45	0	121	3	2	0	4	8	5
SALAZAR, L	.232	.295	.277	105	336	33	78	12	0	3	23	18	3	67	0	0	0	7	20	0
SLAUGHT, D	.228	.300	.280	78	237	20	54	6	1	3	18	16	1	50	0	0	1	4	0	0
PENA, T	.222	.280	.262	104	347	18	77	8	0	4	30	17	3	47	1	0	2	15	2	3
HOWELL, J	.216	.422	.344	37	102	13	22	4	1	5	7	19	1	21	0	0	1	2	6	0
GALLEGO, M	.197	.261	.304	81	157	11	31	6	2	0	13	21	3	30	2	1	1	8	13	0
ELSTER, K	.184	.303	.271	46	76	12	14	3	0	2	10	9	0	18	0	0	0	3	1	0
GALLAGHER, D	.149	.149	.200	27	47	2	7	0	0	0	2	3	0	7	0	0	1	2	0	0
THE PITCHERS	.000	.000	.000	182	0	0	0	0	0	0	0	0	0	0	0	0	0	0	14	0
TOTALS	.265	.416	.328	182	5786	729	1536	267	42	173	707	506	33	975	61	9	19	158	125	38

## ARIZONA HEAT

NAME	PCT	SLG	OBA	G	AB	R	H	2B	3B	HR	RBI	BB	HB	SO	SB	CS	SH	DP	E	SF
BROCK, G	.301	.411	.342	24	73	11	22	3	1	1	12	5	0	10	0	0	1	2	0	1
PUHL, T	.288	.388	.372	112	313	37	90	23	6	0	39	42	2	42	4	3	6	7	0	3
GREENWELL, M	.287	.441	.341	134	492	82	141	35	1	13	54	42	0	51	2	3	0	21	0	2
THOMPSON, M	.283	.388	.333	146	618	78	175	35	6	6	43	40	6	104	16	4	0	8	9	0
GALARRAGA, A	.281	.475	.359	82	221	34	62	15	2	8	33	20	7	73	1	1	0	4	3	0
SANDBERG, R	.271	.499	.325	154	623	92	189	23	4	37	97	47	5	105	11	1	0	8	3	4
BRAGGS, G	.266	.391	.309	52	128	16	34	2	1	4	19	7	1	25	5	0	0	3	3	0
MARTINEZ, E	.259	.400	.351	45	85	11	22	1	1	3	10	10	2	19	0	0	1	3	4	0
READY, R	.258	.454	.340	80	207	32	53	5	3	10	27	25	2	43	2	1	0	7	7	1
BONILLA, B	.254	.459	.321	143	508	56	129	36	7	18	81	52	0	103	5	3	0	6	23	3
WEBSTER, M	.244	.331	.330	74	160	22	39	5	3	1	12	19	2	37	3	1	4	1	4	1
DAVIS, A	.244	.378	.330	94	349	46	85	17	0	10	40	39	7	48	0	0	0	5	4	2
DAWSON, A	.236	.485	.287	154	585	77	138	18	10	36	102	43	0	108	2	1	0	17	2	3
SASSER, M	.233	.325	.268	113	391	29	91	21	3	3	34	19	0	44	0	0	0	5	4	0
BORDERS, P	.229	.280	.261	89	175	8	40	7	1	0	8	7	1	38	1	0	0	3	4	1
GAGNE, G	.216	.328	.254	56	116	12	25	4	0	3	10	6	0	31	1	0	4	4	1	0
BELL, J	.215	.333	.272	137	484	50	104	24	3	9	43	38	1	98	1	4	12	8	14	2
DAUGHERTY, J	.209	.279	.292	15	43	5	9	0	0	1	6	4	1	13	1	0	0	2	2	0
WRONA, R	.188	.188	.257	12	32	1	6	0	0	0	1	2	1	8	0	0	0	1	0	0
THE PITCHERS	.000	.000	.000	182	0	0	0	0	0	0	0	0	0	0	0	0	0	0	14	0
TOTALS	.256	.411	.316	182	5603	699	1434	274	52	163	671	467	38	994	55	22	28	115	101	23

CALIFORNIA GOLDEN DRAGONS

NAME	PCT	SLG	OBA	G	AB	R	H	2B	3B	HR	RBI	BB	HB	SO	SB	CS	SH	DP	E	SF
LARKIN, B	.323	.453	.348	149	689	80	218	27	12	12	63	24	3	93	26	5	2	15	21	3
O'NIELL, P	.293	.457	.358	142	518	80	151	38	1	15	72	53	2	77	8	1	0	12	2	7
FRANCO, J	.291	.419	.364	153	597	78	174	30	2	14	75	71	0	101	8	0	0	15	11	5
BRETT, G	.289	.480	.359	128	428	65	123	19	3	16	64	49	1	45	10	2	0	13	5	8
PUCKETT, K	.281	.401	.317	155	623	70	175	36	3	11	80	28	8	97	3	0	0	26	2	3
DOWNING, B	.280	.478	.335	50	143	16	40	8	1	6	23	12	1	26	0	0	0	3	0	2
MOLITOR, P	.263	.381	.305	157	659	91	173	17	5	17	59	37	4	101	28	4	4	8	20	1
BRADLEY, P	.239	.337	.328	147	514	54	123	13	8	7	42	58	10	122	10	2	8	13	1	1
BOONE, B	.235	.273	.303	121	370	27	87	8	3	0	33	35	2	62	0	1	18	2	5	2
PARKER, D	.234	.389	.278	133	465	57	109	23	2	15	65	29	0	82	0	1	0	14	0	3
HERNANDEZ, K	.233	.372	.301	56	129	13	30	8	0	4	8	12	1	28	0	0	1	4	1	1
WILSON, G	.225	.372	.283	79	231	16	52	15	2	5	29	20	0	43	0	1	0	5	4	3
OLIVER, J	.208	.363	.219	35	102	8	21	4	0	4	10	1	1	25	0	0	0	4	3	1
MEYER, G	.187	.407	.224	24	54	5	9	1	0	4	8	4	0	25	0	0	0	0	1	0
TEMPLETON, G	.164	.182	.164	24	55	2	9	1	0	0	3	0	0	13	0	0	0	2	2	0
BUECHELE, S	.158	.263	.186	45	57	7	9	2	2	0	3	2	0	15	0	0	2	3	1	0
SCHMIDT, M	.143	.190	.143	8	21	0	3	1	0	0	1	0	0	5	0	0	0	0	0	0
LYONS, B	.141	.228	.177	35	92	7	13	2	0	2	8	4	0	15	0	0	0	3	2	0
MURPHY, D	.083	.111	.132	40	36	2	3	1	0	0	1	2	0	12	0	0	0	0	0	0
NIXON, O	.000	.000	.000	8	3	3	0	0	0	0	0	0	0	1	6	0	0	0	0	0
THE PITCHERS	.000	.000	.000	162	0	0	0	0	0	0	0	0	0	0	0	0	0	0	15	0
TOTALS	.264	.392	.318	162	5762	679	1520	252	44	132	643	441	31	988	99	17	35	142	96	38

HAWAII DIAMONDS

NAME	PCT	SLG	OBA	G	AB	R	H	2B	3B	HR	RBI	BB	HB	SO	SB	CS	SH	DP	E	SF
DAVIS, M	.327	.477	.378	77	199	25	65	9	0	7	28	17	0	25	3	1	0	8	1	1
FELIX, J	.299	.449	.344	129	432	44	125	25	7	10	42	31	6	111	12	1	0	13	11	2
PHILLIPS, T	.287	.377	.353	119	310	31	89	10	3	4	34	34	1	75	3	1	0	17	13	6
REED, J	.272	.347	.344	89	357	36	97	24	0	1	27	39	3	42	0	1	1	6	13	5
CAMINITI, K	.271	.371	.350	47	140	16	38	8	0	2	12	16	1	29	0	0	0	1	2	0
ROBERTS, B	.271	.383	.365	153	608	66	165	25	14	5	48	97	4	100	27	8	4	5	12	2
BELL, G	.269	.446	.302	131	502	50	135	37	2	16	70	25	1	84	0	0	0	20	0	5
CARREON, M	.258	.340	.335	85	291	35	75	12	0	4	21	30	5	47	5	4	0	6	2	2
BUTLER, B	.237	.284	.291	157	549	42	130	15	1	3	38	39	3	57	14	8	12	7	6	1
CLARK, J	.234	.494	.380	155	551	95	129	13	2	42	91	133	0	161	1	0	0	13	13	5
TABLER, P	.219	.219	.306	20	32	3	7	0	0	0	2	4	0	3	0	0	0	0	1	0
DAVIS, C	.218	.363	.270	91	289	38	63	10	1	10	32	21	0	63	0	0	0	15	3	1
BIGGIO, C	.216	.371	.291	130	439	44	95	14	3	16	48	39	7	84	5	2	4	9	12	0
STEINBACH, T	.208	.226	.265	36	106	5	22	2	0	0	8	8	1	20	0	0	1	2	2	2
GUILLEN, O	.205	.231	.242	68	234	14	48	6	0	0	19	12	0	27	7	1	4	8	10	2
BRUNANSKY, T	.183	.293	.227	31	82	9	15	3	0	2	10	4	1	5	0	0	1	0	1	1
LIRIANO, N	.180	.285	.225	69	200	13	36	13	1	2	20	12	0	24	0	0	7	2	3	1
LEONARD, J	.178	.235	.222	6	17	2	3	1	0	0	1	1	0	4	0	0	0	1	0	0
WHITE, D	.174	.348	.174	31	23	5	4	1	0	1	2	0	0	3	4	0	0	1	0	0
BARFIELD, J	.167	.458	.231	31	24	6	4	1	0	2	5	2	0	7	0	0	0	0	0	0
GIRARDI, J	.157	.217	.185	36	115	4	18	5	1	0	5	4	0	23	0	0	0	0	3	0
DORAN, B	.067	.267	.125	7	15	1	1	0	0	1	4	1	0	1	1	0	0	0	0	0
THE PITCHERS	.000	.000	.000	162	0	0	0	0	0	0	0	0	0	0	0	0	0	0	11	0
TOTALS	.247	.372	.318	162	5515	584	1364	234	35	128	567	559	33	975	82	27	34	134	118	38

## IOWA HUMIDITY

NAME	PCT	SLG	OBA	G	AB	R	H	2B	3B	HR	RBI	BB	HB	SO	SB	CS	SH	DP	E	SF
KUNKEL, J	1.000	1.000	1.000	1	1	0	1	0	0	0	0	0	0	0	0	0	0	0	0	0
PETTIS, G	.400	.400	.400	2	5	2	2	0	0	0	0	0	0	2	0	0	0	0	0	0
LARKIN, G	.353	.462	.421	54	158	20	55	12	1	1	17	16	4	17	0	0	0	5	1	2
HERR, T	.319	.418	.371	43	113	11	38	4	2	1	12	9	1	20	3	0	0	1	0	1
BOGGS, W	.318	.458	.388	157	625	76	189	59	9	3	63	63	6	62	0	0	0	19	21	1
HENDERSON, D	.315	.531	.388	43	143	20	45	11	1	6	20	11	1	19	1	0	0	3	4	0
VENABLE, M	.282	.386	.333	16	48	6	14	2	0	1	3	3	0	14	0	0	0	0	0	0
JORDAN, R	.288	.381	.303	45	147	20	42	8	1	2	17	4	0	21	0	0	0	4	2	1
GRACE, M	.263	.385	.350	129	453	80	119	14	2	14	43	62	0	47	7	2	1	13	8	2
KARKOVIC, R	.262	.436	.304	58	149	14	39	8	0	6	18	7	2	47	0	0	3	2	1	0
JACKSON, B	.245	.517	.303	162	658	98	161	13	6	51	144	55	2	255	23	1	0	9	14	8
RAINES, T	.242	.343	.323	161	677	101	164	23	9	9	49	79	2	70	33	5	0	16	1	0
RIPKEN, C	.240	.381	.277	162	617	82	148	30	0	19	74	32	2	83	0	0	0	28	18	5
WHITAKER, L	.237	.484	.342	144	478	82	113	9	3	31	85	78	2	68	1	0	0	5	8	5
SANTIAGO, B	.231	.327	.271	126	425	39	98	9	1	10	30	24	0	85	9	3	0	10	18	2
SABO, C	.222	.278	.282	16	36	4	8	2	0	0	3	3	0	7	2	1	0	0	0	0
KOMMINSK, B	.210	.392	.310	138	462	82	97	13	7	19	48	65	3	134	15	0	0	12	0	2
DANIELS, K	.203	.355	.353	83	217	29	44	12	0	7	24	49	2	42	10	2	0	2	0	1
CARTER, J	.180	.387	.228	58	194	20	35	10	0	10	27	10	2	58	1	3	0	3	0	2
TARTABULL, D	.167	.278	.167	4	18	1	3	2	0	0	2	0	0	8	0	0	0	0	0	0
DYKSTRA, L	.143	.214	.273	25	28	4	4	2	0	0	0	5	0	2	3	0	0	0	0	0
SPIERS, B	.000	.000	.000	3	1	0	0	0	0	0	0	0	0	0	0	0	0	0	0	0
SNYDER, C	.000	.000	.000	4	7	0	0	0	0	0	0	0	0	3	0	0	0	1	0	0
THE PITCHERS	.000	.000	.000	162	0	0	0	0	0	0	0	0	0	0	0	0	0	0	13	0
TOTALS	.252	.411	.323	162	5654	709	1427	241	42	190	679	573	28	1060	108	17	4	133	101	30

## KENTUCKY K-9

NAME	PCT	SLG	OBA	G	AB	R	H	2B	3B	HR	RBI	BB	HB	SO	SB	CS	SH	DP	E	SF
JOHNSON, H	.326	.685	.405	152	574	112	187	47	3	51	122	79	0	149	13	1	0	4	19	4
WALLING, D	.323	.585	.417	41	62	12	20	6	0	3	14	10	0	10	0	1	0	1	0	0
CLARK, W	.321	.528	.378	158	633	101	203	38	8	28	122	58	5	119	4	1	0	17	12	9
GWYNN, T	.311	.393	.349	159	694	109	216	34	4	5	63	43	0	72	32	7	10	10	8	5
PETRALLI, G	.301	.380	.376	60	123	14	37	5	0	2	11	16	0	25	0	0	0	1	1	2
DAVIS, G	.293	.589	.363	131	457	78	134	20	2	37	83	45	8	92	1	2	0	7	1	1
JAMES, C	.284	.347	.310	53	95	14	27	3	0	1	8	4	0	12	3	1	1	3	3	1
BASS, K	.283	.401	.329	122	387	57	104	13	6	6	42	26	0	67	12	2	3	5	3	2
SIERRA, R	.276	.582	.314	162	684	106	183	35	16	41	121	37	1	113	0	0	0	5	11	2
GRUBER, K	.274	.436	.304	148	574	75	157	23	2	22	78	27	0	98	3	0	3	16	30	4
VAUGHN, G	.273	.636	.273	11	11	1	3	1	0	1	2	0	0	1	0	0	0	0	0	0
FLETCHER, S	.262	.349	.331	101	128	24	33	6	1	1	10	12	1	21	0	0	5	2	1	0
MANRIQUE, F	.241	.329	.270	143	553	46	133	23	4	6	57	19	5	108	2	3	17	11	29	5
SANTOVENIA, N	.234	.332	.298	121	410	35	96	15	2	7	26	36	2	52	1	0	0	15	12	2
HEEP, D	.231	.338	.293	53	130	9	30	8	0	2	13	12	1	15	0	0	0	2	0	4
DEVEREAUX, M	.212	.345	.279	115	203	30	43	7	4	4	18	18	1	42	10	1	3	3	2	0
DAULTON, D	.194	.306	.258	14	38	4	7	1	0	1	6	3	0	8	0	0	0	2	1	0
BAKER, D	.181	.290	.257	27	31	7	5	2	1	0	4	3	1	9	0	0	0	0	3	0
YIELDING, E	.000	.000	1.000	8	0	5	0	0	0	0	0	1	0	0	1	0	0	0	0	0
THE PITCHERS	.000	.000	.000	162	0	0	0	0	0	0	0	0	0	0	0	0	0	0	16	0
TOTALS	.282	.463	.334	162	5743	839	1618	285	53	216	798	447	23	1008	82	19	42	104	150	41

NEW YORK KNIGHTS

NAME	PCT	SLG	OBA	G	AB	R	H	2B	3B	HR	RBI	BB	HB	SO	SB	CS	SH	DP	E	SF
LANSFORD, C	.295	.353	.354	182	679	89	200	29	4	1	64	55	11	78	38	7	0	20	21	6
HALL, M	.288	.507	.308	87	203	24	58	11	2	10	36	7	0	24	0	0	0	8	0	1
THON, D	.284	.417	.323	138	498	51	141	15	3	15	41	29	0	89	3	1	0	7	13	2
MORELAND, K	.281	.312	.343	18	32	2	9	1	0	0	3	3	0	3	0	0	0	0	0	0
SMITH, L	.280	.443	.381	181	614	90	172	34	3	20	95	90	18	130	19	6	0	21	0	8
PASQUA, D	.278	.839	.422	20	38	5	10	1	0	4	9	9	0	10	0	0	0	1	0	0
WALTON, J	.273	.347	.299	80	311	23	85	13	2	2	30	10	2	59	8	2	3	6	2	1
SAX, S	.269	.320	.314	84	197	25	53	2	1	2	15	13	0	22	6	0	1	8	0	0
MARSHALL, M	.267	.396	.334	103	333	37	89	18	2	7	34	29	8	73	0	0	0	7	4	3
HRBEK, K	.262	.515	.357	131	489	57	128	19	3	33	108	76	0	51	0	0	0	13	11	6
TRAMMELL, A	.259	.336	.318	87	118	9	30	9	0	0	8	10	1	13	0	0	0	3	1	2
GEREN, B	.254	.423	.279	143	558	57	141	9	2	27	88	20	3	144	1	1	1	15	8	8
REYNOLDS, R	.249	.349	.291	80	278	23	69	13	3	3	20	18	0	59	11	3	0	8	6	3
HENDERSON, R	.239	.383	.378	157	613	123	146	27	4	18	61	132	5	114	49	14	0	13	4	3
WASHINGTON, C	.233	.380	.298	88	129	16	30	4	3	3	7	11	1	31	5	0	0	2	0	0
RANDOLPH, W	.232	.285	.340	130	398	44	92	6	2	1	25	63	2	54	1	2	0	15	10	1
HEATH, M	.217	.281	.298	45	115	8	25	2	0	1	9	9	3	22	1	0	0	5	1	0
RILES, E	.196	.237	.240	35	97	10	19	4	0	0	3	5	1	13	0	0	0	3	3	1
FITZGERALD, M	.000	.000	.000	1	1	0	0	0	0	0	0	0	0	0	0	0	0	0	0	0
THE PITCHERS	.000	.000	.000	182	0	0	0	0	0	0	0	0	0	0	0	0	0	0	2	0
TOTALS	.263	.391	.335	182	5891	683	1497	217	34	147	658	588	51	989	142	36	5	153	86	46

OGDEN ODDS

NAME	PCT	SLG	OBA	G	AB	R	H	2B	3B	HR	RBI	BB	HB	SO	SB	CS	SH	DP	E	SF
RIPKEN, B	.487	.500	.484	18	30	2	14	1	0	0	3	1	0	4	0	0	2	0	0	0
VELARDE, R	.295	.375	.347	53	112	8	33	5	2	0	13	6	3	15	0	0	0	2	1	0
ALOMAR, R	.278	.351	.328	156	647	69	180	29	3	4	44	49	0	110	13	9	5	8	21	2
SMITH, D	.277	.433	.349	158	621	79	172	28	10	17	85	84	6	89	5	2	0	15	18	3
VALLE, D	.261	.391	.320	18	48	7	12	1	1	1	2	3	1	12	0	0	0	1	0	0
PETTIS, G	.250	.310	.366	148	565	68	141	10	6	4	23	106	0	151	21	6	3	4	6	3
PENDLETON, T	.241	.341	.291	153	551	46	133	25	3	8	38	39	0	91	5	1	0	17	15	2
TETTLETON, M	.238	.503	.350	152	551	91	131	23	3	39	108	97	0	172	0	1	0	4	3	4
RAMOS, D	.230	.332	.301	94	283	27	65	5	3	6	25	28	1	43	0	1	9	8	18	0
BRILEY, G	.213	.326	.289	68	178	11	38	10	5	0	15	19	0	57	2	1	0	4	2	0
COLEMAN, V	.207	.241	.270	24	58	5	12	0	1	0	3	5	0	12	5	0	2	2	0	0
ESASKY, N	.204	.399	.266	158	619	74	126	19	6	30	95	54	1	162	0	0	0	17	3	7
MURPHY, D	.197	.389	.315	123	386	53	76	8	3	20	60	69	0	112	0	1	0	10	5	5
MCGWIRE, M	.186	.410	.284	180	547	72	102	18	1	34	87	74	1	150	0	0	0	19	0	2
WEISS, W	.180	.241	.271	96	245	22	44	7	1	2	9	30	1	55	2	1	20	7	12	1
COTTO, H	.164	.209	.200	39	87	5	11	3	0	0	5	2	1	19	1	0	0	0	2	0
POLONIA, L	.071	.071	.071	12	14	1	1	0	0	0	0	0	0	0	0	0	0	1	0	0
RIVERA, L	.000	.000	.000	1	1	0	0	0	0	0	0	0	0	0	0	0	0	0	0	0
THE PITCHERS	.000	.000	.000	0	0	0	0	0	0	0	0	0	0	0	0	0	0	0	11	0
TOTALS	.234	.375	.314	182	5521	680	1291	190	48	165	615	646	15	1254	54	23	41	119	115	29

ONTARIO OWLS

NAME	PCT	SLG	OBA	G	AB	R	H	2B	3B	HR	RBI	BB	HB	SO	SB	CS	SH	DP	E	SF
LAKE, S	.333	.333	.333	2	3	1	1	0	0	0	0	0	0	0	0	0	0	0	0	0
MCDOWELL, O	.333	.476	.333	8	21	2	7	0	0	1	4	0	0	0	0	0	0	0	0	0
TREADWAY, J	.308	.387	.351	121	383	35	121	23	0	4	38	28	0	37	0	0	2	10	11	3
SURHOFF, BJ	.288	.440	.320	30	91	5	28	4	2	2	18	5	0	10	1	2	0	3	1	1
GRISSOM, M	.281	.312	.429	10	32	11	9	1	0	0	3	9	0	9	0	0	0	1	0	1
WALTON, J	.278	.358	.323	80	365	45	102	13	2	4	22	20	4	82	22	3	3	3	1	1
JOYNER, W	.275	.380	.320	123	454	48	125	25	3	7	35	28	3	51	0	0	0	18	2	3
DAVIS, A	.273	.454	.388	75	280	33	71	11	0	12	33	48	2	38	0	0	0	7	1	1
CARREON, M	.271	.377	.348	54	207	28	58	7	0	5	28	21	4	28	4	4	0	4	0	0
SEITZER, K	.264	.318	.380	87	345	41	91	5	5	1	18	48	5	47	7	4	0	6	6	2
SNYDER, C	.263	.684	.348	18	38	8	10	1	0	5	12	5	0	4	0	1	0	0	1	0
SOSA, S	.247	.358	.283	149	506	54	125	17	1	12	50	21	6	145	25	5	3	14	9	5
BLAUSER, J	.247	.334	.308	88	320	28	79	10	0	6	35	29	0	85	1	1	1	3	11	0
WHITE, D	.247	.358	.277	62	215	22	53	8	3	3	13	8	1	44	10	1	3	10	1	0
REDUS, G	.241	.365	.328	78	203	31	48	13	3	2	18	25	1	51	10	1	0	5	0	0
THOMPSON, R	.239	.420	.339	73	188	22	45	8	8	3	22	20	8	48	2	0	5	2	3	1
GIRALDI, J	.235	.471	.287	10	34	5	8	2	0	2	5	2	1	8	0	0	0	0	0	0
STEINBACH, T	.233	.287	.270	70	240	18	58	5	0	1	17	12	0	40	0	0	0	18	1	0
PARRISH, L	.233	.370	.272	89	282	25	81	7	1	8	32	15	0	78	0	0	0	8	2	2
LEACH, R	.231	.348	.278	13	28	4	8	1	1	0	1	2	0	7	0	0	0	1	1	1
MAGADAN, D	.216	.412	.322	20	51	4	11	2	1	2	5	8	0	3	0	0	0	2	0	0
TARTABULL, D	.187	.341	.288	73	284	23	52	11	0	8	32	31	3	85	0	0	0	8	1	1
JAVIER, S	.186	.258	.288	28	43	4	8	1	1	0	1	8	0	8	1	0	0	1	0	0
WILLIAMS, M	.186	.434	.222	142	484	84	90	22	4	30	71	23	1	124	2	0	1	8	15	5
LEONARD, J	.178	.178	.178	8	28	3	5	0	0	0	0	0	0	4	1	0	0	3	0	0
DEER, R	.173	.378	.258	105	358	41	82	10	0	21	53	38	4	133	1	1	0	2	7	5
CLARK, D	.125	.125	.125	4	8	0	1	0	0	0	0	0	0	3	0	0	0	1	0	0
GUILLEN, O	.088	.114	.135	18	35	2	3	1	0	0	0	2	0	4	0	1	0	1	1	0
BELLE, J	.000	.000	.000	1	3	0	0	0	0	0	0	0	0	1	0	0	0	0	0	0
PITCHERS	.000	.000	.000	182	0	0	0	0	0	0	0	0	0	0	0	0	0	0	4	0

TOTALS	.243	.372	.305	182	5478	804	1333	210	35	141	564	455	44	1158	87	24	18	140	78	32
--------	------	------	------	-----	------	-----	------	-----	----	-----	-----	-----	----	------	----	----	----	-----	----	----

VANCOUVER MOUNTIES

NAME	PCT	SLG	OBA	G	AB	R	H	2B	3B	HR	RBI	BB	HB	SO	SB	CS	SH	DP	E	SF
TREVINO, A	.315	.418	.335	85	308	27	97	18	2	4	28	9	2	38	1	0	0	8	8	3
WALLACH, T	.308	.441	.352	101	227	25	70	12	0	6	38	17	0	38	0	1	0	8	8	3
DAVIS, E	.306	.824	.371	145	575	115	178	21	3	52	115	82	0	138	18	7	0	11	7	4
JOHNSON, L	.305	.358	.357	88	243	35	74	11	1	0	16	20	0	38	14	2	0	2	2	0
BAINES, H	.293	.400	.383	131	457	82	134	30	2	5	72	71	0	72	0	0	0	11	0	7
ZEILLE, T	.275	.451	.302	20	51	5	14	1	1	2	3	2	0	9	0	0	0	0	2	0
MITCHELL, K	.272	.583	.347	152	588	95	183	28	7	44	125	85	6	134	0	0	0	11	17	5
SURHOFF, BJ	.268	.378	.284	33	93	10	25	4	0	2	8	2	0	6	3	3	0	2	1	0
MCDOWELL, O	.263	.412	.323	132	524	78	138	28	8	12	55	47	0	67	17	8	5	4	3	2
OQUENDO, J	.258	.288	.371	54	170	28	44	5	0	0	10	31	0	23	0	0	3	2	0	1
HAYES, V	.257	.508	.358	157	588	80	154	31	4	37	88	83	2	137	17	2	1	12	5	0
DUNSTON, S	.250	.380	.277	147	555	52	139	24	5	9	81	22	0	118	19	11	5	10	22	4
BERRYHILL, D	.243	.320	.273	88	189	8	41	5	1	2	20	5	2	32	0	0	3	6	0	0
O'BRIEN, P	.240	.333	.313	34	75	8	18	7	0	0	8	7	1	8	0	0	0	2	0	0
PALMEIRO, R	.240	.360	.367	24	25	1	8	1	1	0	4	3	2	5	0	0	0	0	0	0
BARFIELD, J	.233	.481	.387	64	183	38	38	7	1	11	25	42	3	62	1	0	0	1	5	1
MCREYNOLDS, K	.232	.373	.281	102	311	35	72	11	0	11	38	22	0	51	5	1	0	10	2	1
GRIFFEY, K JR	.228	.358	.288	58	131	22	30	2	0	5	11	11	0	31	4	1	0	3	1	0
JELTZ, S	.221	.301	.312	85	228	28	50	3	3	3	18	30	0	41	2	1	5	5	4	0
DORAN, B	.140	.188	.233	74	221	20	31	7	0	2	17	28	1	17	4	4	0	6	11	1
THE PITCHERS	.000	.000	.000	182	0	0	0	0	0	0	0	0	0	0	0	0	0	0	15	0

TOTALS	.285	.431	.333	182	5722	785	1514	252	38	207	755	587	19	1067	103	42	22	114	113	32
--------	------	------	------	-----	------	-----	------	-----	----	-----	-----	-----	----	------	-----	----	----	-----	-----	----

VERNAL EQUINOX

NAME	PCT	SLG	OBA	G	AB	R	H	2B	3B	HR	RBI	BB	HB	SO	SB	CS	SH	DP	E	SF
PECOTA, B	.500	1.500	.558	3	8	4	4	0	1	2	4	1	0	0	0	0	0	1	0	0
MCCLENDON, L	.390	.881	.486	32	59	20	23	5	0	9	20	11	0	9	2	1	0	0	1	0
HATCHER, M	.350	.475	.341	18	40	8	14	2	0	1	8	0	0	1	0	0	0	1	1	1
KITTLE, R	.342	.714	.415	120	427	75	146	29	2	42	99	52	2	125	0	0	0	8	0	1
WHITT, E	.338	.558	.429	30	77	19	28	8	1	3	23	13	0	4	0	0	0	1	2	1
BURKS, E	.302	.512	.351	141	562	95	170	22	9	26	75	41	3	88	13	4	1	19	11	3
LAVALLIERE, M	.284	.385	.352	48	109	10	31	6	1	1	5	13	0	10	0	0	0	3	0	3
EISENREICH, J	.280	.394	.312	153	662	91	172	42	10	9	48	51	0	74	18	1	0	13	3	1
FISK, C	.255	.448	.323	128	420	51	107	24	0	19	57	39	4	87	0	0	0	17	8	2
TARTABULL, D	.248	.411	.330	84	319	38	79	17	1	11	37	38	1	77	1	0	0	8	3	0
MCGRUFF, F	.244	.578	.370	152	509	91	124	28	3	45	103	105	0	142	1	0	0	9	12	5
REED, J	.239	.321	.297	30	109	12	26	9	0	0	3	8	1	17	0	0	1	4	1	0
OQUENDO, J	.230	.272	.309	98	335	34	77	12	1	0	20	39	0	74	1	1	1	1	4	1
FERNANDEZ, T	.213	.368	.250	161	596	55	127	27	5	18	61	28	2	80	12	1	0	11	8	3
GLADDEN, D	.212	.281	.250	87	160	11	34	5	0	2	8	5	3	28	3	1	0	1	2	0
HULETT, T	.207	.354	.301	31	82	7	17	6	0	2	9	11	0	22	0	0	0	0	1	0
WORTHINGTON, C	.207	.431	.258	21	58	8	12	2	1	3	9	4	0	10	0	0	0	5	5	0
JACOBY, B	.198	.321	.282	137	489	39	97	17	2	13	46	54	3	96	0	0	0	12	9	1
LAKE, S	.192	.250	.222	31	52	4	10	3	0	0	5	2	0	10	0	0	1	0	0	0
CARTER, J	.181	.448	.223	74	288	38	55	14	3	18	46	12	1	68	3	1	0	3	2	4
JAMES, D	.179	.179	.324	15	28	4	5	0	0	0	0	8	0	7	0	0	0	1	0	0
INCAVIGLIA, P	.111	.333	.111	11	18	2	2	1	0	1	3	0	0	6	1	0	0	0	0	0
THE PITCHERS	.000	.000	.000	162	0	0	0	0	0	0	0	0	0	0	0	0	0	0	4	0

TOTALS	.251	.441	.319	162	5407	716	1358	277	40	224	685	533	20	1034	55	10	4	114	75	28
--------	------	------	------	-----	------	-----	------	-----	----	-----	-----	-----	----	------	----	----	---	-----	----	----

WASHINGTON GENERALS

NAME	PCT	SLG	OBA	G	AB	R	H	2B	3B	HR	RBI	BB	HB	SO	SB	CS	SH	DP	E	SF
HARPER, B	.334	.445	.362	138	530	81	177	39	1	6	58	15	11	59	1	1	2	17	17	5
GUERRERO, P	.281	.419	.370	159	583	71	184	43	2	11	70	82	1	98	1	0	0	16	12	1
YOUNT, R	.281	.438	.340	158	644	98	181	34	10	18	78	53	8	95	12	0	11	21	8	3
CANSECO, J	.279	.613	.343	155	605	108	189	25	8	55	154	53	8	190	8	5	0	11	3	5
GAETTI, G	.261	.386	.274	118	272	28	71	8	1	8	35	5	1	65	3	1	0	10	12	3
STUBBS, F	.259	.454	.341	52	108	13	29	9	0	4	21	14	0	38	3	2	1	0	2	1
REYNOLDS, H	.258	.310	.321	180	683	83	177	25	5	0	38	58	4	67	29	19	8	11	18	0
SMITH, O	.257	.376	.301	109	237	29	61	13	6	1	17	15	1	21	13	5	3	1	9	3
SCIOSCIA, M	.254	.380	.301	85	205	19	52	6	1	6	25	11	3	21	0	0	2	2	4	0
SHEFFIELD, G	.250	.404	.318	27	52	8	13	5	0	1	5	5	0	5	7	0	0	0	2	0
BUHNER, J	.241	.436	.307	108	369	40	99	28	1	14	58	29	6	106	0	2	0	1	7	0
STILLWELL, K	.235	.343	.302	101	327	41	77	14	3	5	27	26	5	62	6	2	2	3	18	0
MCCLENDON, L	.232	.482	.338	28	58	7	13	3	1	3	6	9	0	10	1	0	0	1	3	0
BONDS, B	.211	.387	.279	87	279	43	59	18	0	11	39	27	0	48	12	3	0	5	4	2
EVANS, D	.201	.325	.328	154	462	53	93	17	2	12	50	87	2	91	4	0	6	15	0	4
VAN SLYKE, A	.194	.289	.260	88	87	10	13	3	1	0	1	6	0	19	1	1	0	2	0	0
JEFFERIES, G	.178	.314	.236	65	189	21	30	8	0	5	14	10	3	19	6	1	0	6	2	0
THE PITCHERS	.000	.000	.000	162	0	0	0	0	0	0	0	0	0	0	0	0	0	0	12	0

TOTALS	.280	.410	.325	162	5848	731	1487	298	40	158	697	505	51	1014	107	42	33	122	127	27
--------	------	------	------	-----	------	-----	------	-----	----	-----	-----	-----	----	------	-----	----	----	-----	-----	----

	NAME	PCT	SLG	OBA	G	AB	R	H	2B	3B	HR	RBI	BB	HB	SO	SB	CS	SH	DP	E	SF
WA-VN	MCCLENDON, L	.313	.687	.415	60	115	27	36	8	1	11	26	20	0	19	3	1	0	1	4	0
VA-ON	SURHOFF, BJ	.277	.408	.302	63	184	15	51	8	2	4	24	7	0	16	4	5	0	5	2	1
ON-NY	WALTON, J	.277	.354	.312	160	676	68	187	26	4	6	52	30	6	121	30	5	6	9	3	2
ON-VA	MCDOWELL, D	.266	.415	.323	138	545	81	145	26	8	13	59	47	0	67	17	9	5	4	3	2
HA-VN	REED, J	.264	.341	.333	119	466	48	123	33	0	1	30	47	4	59	0	1	2	10	14	5
ON-HA	CARREON, M	.263	.355	.341	139	498	61	131	19	0	9	47	51	9	75	9	8	0	10	2	2
IA-VN-ONT	TARTABULL, D	.257	.434	.348	161	521	54	134	30	1	20	71	69	4	168	1	0	0	14	4	1
AZ-ON	DAVIS, A	.256	.411	.356	169	609	79	156	28	0	22	73	87	9	86	0	0	0	12	5	3
IA-OB	PETTIS, G	.251	.311	.367	150	570	90	143	10	6	4	23	106	0	153	21	6	3	4	6	3
VN-VA	QUENDO, J	.240	.277	.331	150	505	62	121	17	1	0	30	70	0	97	1	1	4	3	4	2
HA-ON	WHITE, D	.239	.357	.267	93	238	27	57	10	3	4	15	8	1	47	14	1	3	11	1	0
HA-ON	STEINBACH, T	.225	.254	.268	106	346	21	78	7	0	1	25	20	1	60	0	0	1	20	3	2
IA-ON	SNYDER, C	.222	.578	.300	20	45	8	10	1	0	5	12	5	0	7	0	1	0	1	1	0
ON-VN	LAKE, S	.200	.255	.228	33	55	5	11	3	0	0	5	2	0	10	0	0	1	0	0	0
ON-HA	GUILLEN, D	.190	.216	.228	86	269	16	51	7	0	0	19	14	0	31	7	2	4	9	11	2
HA-ON	LEONARD, J	.178	.200	.196	15	45	5	8	1	0	0	1	1	0	8	1	0	0	4	0	0
HA-ON	GIRALDI, J	.174	.275	.212	46	149	9	26	7	1	2	10	6	1	29	0	0	0	0	3	0
VA-HA	DORAN, B	.136	.203	.226	81	236	21	32	7	0	3	21	27	1	18	4	4	0	6	11	1



## ALBANY EMPIRE

TEAM	W	L	PCT	SV	G	GS	CG	IP	R	ER	ERA	H	HR	BB	SO	SH	HB	WP	BK
DARLING, R	0	0	----	0	2	0	0	8.333	0	0	0.00	3	0	0	6	0	0	0	0
DIBBLE, R	10	5	.667	19	75	0	0	147.333	40	39	2.38	107	16	42	174	0	0	0	0
BLACK, B	10	8	.825	0	17	17	10	135.000	44	38	2.53	110	9	34	38	2	0	2	4
PLESAC, D	5	3	.825	4	50	0	0	89.333	38	33	3.32	79	10	29	66	0	0	1	0
BROWN, K	10	12	.455	0	31	31	12	228.667	118	98	3.86	221	27	97	115	4	0	1	0
SMITH, L	4	3	.571	0	47	0	0	91.667	51	43	4.22	83	8	40	111	0	0	0	0
MAGRANE, J	8	6	.571	0	19	19	3	124.333	71	60	4.34	158	10	30	68	0	0	4	1
CARY, C	8	10	.444	0	24	22	10	182.667	87	79	4.37	156	25	44	128	1	0	5	1
REUSCHEL, R	7	14	.333	0	25	25	13	178.333	88	82	4.64	183	27	52	91	2	0	0	0
MADDUX, G	7	13	.350	0	25	25	5	170.667	108	91	4.80	192	15	57	98	1	0	6	4
JOHNSON, R	8	13	.381	0	23	23	4	141.333	88	84	5.35	179	20	91	109	1	0	3	1
ALBANY	77	85	.475	23	182	182	57	1477.667	748	657	4.00	1471	187	518	1000	17	0	22	11

## ARIZONA HEAT

NAME	W	L	PCT	SV	G	GS	CG	IP	R	ER	ERA	H	HR	BB	SO	SH	HB	WP	BK
SMITH, D	8	5	.545	10	77	0	0	98.333	22	20	2.08	85	6	22	49	0	0	1	2
FINLEY, C	6	2	.750	0	12	12	3	83.000	29	28	3.04	70	4	37	72	0	1	2	1
NELSON, G	7	8	.467	10	77	0	0	104.667	40	40	3.44	87	6	53	98	0	0	5	0
HOLMAN, B	5	8	.455	0	18	18	3	111.667	50	47	3.79	120	6	51	62	2	2	6	0
BENES, A	4	0	1.000	0	8	8	2	43.667	19	19	3.92	44	3	18	40	1	0	0	4
GLAVINE, T	7	15	.318	0	28	28	3	194.333	101	90	4.17	216	28	55	87	1	1	1	0
WHITSON, E	10	19	.345	0	37	37	9	283.667	143	125	4.27	278	33	87	134	1	8	0	5
DRABEK, D	13	14	.481	0	38	38	7	245.000	128	122	4.48	263	36	103	131	1	3	1	0
CRIM, C	0	1	.000	0	16	0	0	36.667	19	19	4.68	41	6	9	14	0	1	4	0
LANDRUM, B	2	5	.286	9	34	0	0	44.000	25	23	4.70	54	5	17	32	0	0	1	0
CERUTTI, J	4	6	.400	0	23	21	2	135.667	82	78	5.24	189	21	48	47	0	2	3	0
MCWILLIAMS, L	4	4	.500	0	32	2	0	53.667	39	33	5.53	64	5	25	20	0	2	0	2
ASSENMACHER, P	1	4	.200	2	33	0	0	20.333	19	18	8.41	30	3	11	12	0	1	1	0
HILL, K	1	3	.250	0	4	4	0	19.333	23	22	10.24	39	2	17	14	0	0	2	0
ARIZONA	70	92	.432	31	182	182	29	1442.000	739	686	4.28	1580	164	551	812	8	21	27	14

## CALIFORNIA GOLDE DRAGONS

NAME	W	L	PCT	SV	G	GS	CG	IP	R	ER	ERA	H	HR	BB	SO	SH	HB	WP	BK
ANDERSEN, L	11	7	.611	20	78	0	0	147.333	40	33	2.02	115	13	46	135	0	0	1	0
FRANCO, J	4	1	.800	0	18	0	0	29.667	15	7	2.12	31	0	11	16	0	0	0	0
SABERHAGEN, B	18	15	.545	0	41	41	18	340.000	125	105	2.78	309	34	68	257	3	4	1	0
CHARLTON, N	1	3	.250	0	49	0	0	74.333	30	28	3.39	72	2	36	60	0	1	0	1
RUSSELL, J	3	3	.500	21	60	0	0	65.000	26	26	3.80	43	7	17	76	0	0	0	0
SUTCLIFFE, R	14	18	.467	0	39	39	9	277.000	140	132	4.29	279	31	82	185	3	4	11	8
HURST, B	16	18	.471	0	41	41	8	282.667	146	136	4.33	325	32	82	208	1	5	9	1
HIGUERA, T	5	5	.500	0	14	14	3	82.333	47	45	4.39	104	9	38	75	0	0	2	2
STEWART, D	12	10	.545	0	27	27	3	175.333	91	87	4.47	200	29	62	109	1	2	2	1
CALIFORNIA	84	78	.519	41	182	182	39	1483.667	680	599	3.63	1478	156	442	1121	11	16	26	13

HAWAII DIAMONDS

NAME	W	L	PCT	SV	G	GS	CG	IP	R	ER	ERA	H	HR	BB	SO	SH	HB	WP	BK
WILLIAMS, M	0	0	----	2	31	0	0	24.667	6	5	1.82	18	2	10	26	0	#	1	0
DARWIN, D	7	4	.638	11	61	0	0	141.000	50	42	2.68	118	23	28	133	0	#	2	1
HONEYCUTT, R	1	4	.200	4	67	0	0	69.667	30	26	3.36	60	8	27	48	0	#	0	2
MORGAN, M	10	14	.417	1	42	27	7	225.333	111	95	3.79	241	25	59	108	3	#	12	0
HOWELL, K	15	19	.441	0	41	41	16	325.000	157	138	3.82	296	30	130	257	2	#	23	3
DESHAIES, J	11	14	.440	0	33	33	4	191.667	114	106	4.99	217	25	73	126	1	#	10	0
DELEON, J	7	27	.208	0	40	40	10	268.000	161	157	5.27	259	47	114	245	0	#	8	1
VALENZUELA, F	1	2	.333	0	3	3	0	15.000	13	10	6.00	17	0	15	7	0	#	0	0
VIOLA, F	1	9	.100	0	14	14	2	74.000	56	51	6.20	96	17	29	57	0	#	2	1
WARD, D	7	6	.538	4	66	0	0	92.333	72	65	6.34	110	10	41	90	0	#	4	0
RITZ, K	0	3	.000	0	4	4	0	16.000	12	12	6.75	22	1	6	6	0	#	1	0
<b>HAWAII</b>	<b>60</b>	<b>102</b>	<b>.370</b>	<b>22</b>	<b>162</b>	<b>162</b>	<b>39</b>	<b>1442.667</b>	<b>782</b>	<b>707</b>	<b>4.41</b>	<b>1454</b>	<b>188</b>	<b>532</b>	<b>1103</b>	<b>6</b>	<b>#</b>	<b>63</b>	<b>8</b>

IOWA HUMIDITY

NAME	W	L	PCT	SV	G	GS	CG	IP	R	ER	ERA	H	HR	BB	SO	SH	HB	WP	BK
MYERS, R	4	3	.571	9	39	0	0	50.333	12	12	2.15	35	1	18	49	0	1	0	0
HOWELL, J	0	3	.000	5	39	0	0	53.670	19	19	3.19	54	3	14	30	0	1	0	0
CLEMENS, R	18	13	.581	0	37	37	14	281.667	114	103	3.29	259	22	100	247	1	4	3	0
MOORE, M	22	10	.688	0	39	39	18	293.000	120	108	3.32	248	31	79	191	5	5	5	0
ACKER, J	8	4	.600	7	53	0	0	62.333	23	23	3.32	63	11	10	53	0	0	0	0
GUBICZA, M	19	8	.704	0	36	36	11	278.667	115	104	3.36	296	25	64	208	2	4	4	0
WETTELAND, J	2	0	1.000	0	14	1	0	50.667	24	19	3.37	43	10	11	55	0	0	0	1
AGUILERA, R	9	8	.529	8	50	11	3	145.667	63	56	3.46	124	14	33	124	0	2	1	0
LANGSTON, M	2	7	.222	0	9	9	4	68.333	31	28	3.69	56	11	18	61	1	1	0	0
GARRELTS, S	6	8	.429	0	17	17	3	116.333	61	55	4.26	118	9	28	65	1	5	2	0
RIJO, J	4	5	.444	0	12	12	1	72.333	47	44	5.47	78	10	40	59	1	1	2	0
HEATON, N	0	1	.000	0	3	0	0	.667	1	1	13.49	1	0	1	0	0	0	0	0
<b>IOWA</b>	<b>92</b>	<b>70</b>	<b>.568</b>	<b>29</b>	<b>162</b>	<b>162</b>	<b>54</b>	<b>1473.667</b>	<b>630</b>	<b>572</b>	<b>3.49</b>	<b>1375</b>	<b>147</b>	<b>416</b>	<b>1142</b>	<b>11</b>	<b>24</b>	<b>17</b>	<b>1</b>

KENTUCKY K-9

NAME	W	L	PCT	SV	G	GS	CG	IP	R	ER	ERA	H	HR	BB	SO	SH	HB	WP	BK
SWIFT, B	0	0	----	0	6	0	0	11.667	2	2	1.54	8	0	3	4	0	0	0	0
BIELECKI, M	14	8	.636	0	33	33	8	214.333	109	98	4.12	225	21	100	155	4	5	8	5
BURNS, T	13	9	.591	23	70	2	0	111.667	40	38	3.06	102	13	28	56	0	5	2	0
LANCASTER, L	6	3	.667	4	71	0	0	110.333	35	31	2.53	128	7	23	79	0	1	5	2
MARTINEZ, D	14	10	.583	0	35	35	8	232.667	138	121	4.68	249	32	70	130	1	10	2	2
ORSCO, J	1	1	.500	3	24	0	0	17.333	8	8	4.15	12	2	10	16	0	0	0	0
PORTUGAL, M	12	6	.667	1	27	23	4	155.000	68	58	3.37	156	20	59	111	2	2	2	0
SCOTT, M	14	13	.519	0	32	32	7	228.667	119	103	4.05	232	35	71	170	0	1	3	0
SMOLTZ, J	21	7	.750	0	33	33	17	266.000	88	64	2.17	209	24	82	231	1	3	4	3
TEWKSBURY, B	1	1	.500	0	10	0	0	23.000	10	9	3.52	20	1	1	14	0	0	0	0
WAYNE, G	3	3	.500	7	51	0	0	68.667	24	21	2.75	43	6	33	37	0	1	1	0
HIBBARD, G	0	2	.000	0	4	4	0	16.333	12	12	6.61	28	0	6	2	0	0	1	0
<b>KENTUCKY</b>	<b>99</b>	<b>63</b>	<b>.611</b>	<b>38</b>	<b>162</b>	<b>162</b>	<b>42</b>	<b>1455.667</b>	<b>653</b>	<b>565</b>	<b>3.49</b>	<b>1412</b>	<b>161</b>	<b>496</b>	<b>1005</b>	<b>9</b>	<b>28</b>	<b>28</b>	<b>12</b>

## NEW YORK KNIGHTS

NAME	W	L	PCT	SV	G	GS	CG	IP	R	ER	ERA	H	HR	BB	SO	SH	HB	WP	BK
RYAN, N	28	7	.788	0	41	41	22	342.000	108	101	2.88	263	32	124	457	5	3	12	1
STIEB, D	20	15	.571	0	41	41	12	287.000	128	117	3.87	278	23	119	125	2	7	0	0
BLYLEVEN, B	18	18	.500	0	40	40	8	268.867	132	126	4.22	305	33	83	149	1	10	4	0
ECKERSLEY, D	8	11	.421	20	89	0	0	108.333	57	57	4.74	111	22	24	105	0	1	1	0
HENKE, T	8	4	.800	9	82	0	0	150.867	88	54	3.23	136	17	45	171	0	4	0	0
MCCLURE, B	4	1	.800	4	48	0	0	59.333	27	21	3.19	70	9	20	47	0	2	1	0
SMITH, B	7	21	.250	0	40	40	12	258.867	154	143	4.98	294	36	98	133	0	8	4	0
NEW YORK	87	75	.537	33	182	182	52	1474.867	873	819	3.78	1455	172	484	1187	8	35	22	1

## OGDEN ODDS

NAME	W	L	PCT	SV	G	GS	CG	IP	R	ER	ERA	H	HR	BB	SO	SH	HB	WP	BK
HICKEY, K	1	1	.500	2	38	0	0	58.000	17	14	2.25	50	2	35	30	0	0	2	0
JONES, D	4	5	.444	12	89	0	0	120.000	40	34	2.55	117	10	20	86	0	1	0	0
LEFFERTS, C	0	3	.000	2	31	0	0	41.867	15	13	2.81	47	5	9	36	0	1	0	0
BAIR, D	8	5	.615	6	70	0	0	128.000	52	48	3.35	127	15	48	98	0	5	1	0
FERNANDEZ, S	18	18	.500	0	41	41	21	319.000	151	130	3.87	281	38	124	275	1	5	1	1
SMILEY, J	13	22	.371	0	41	41	13	285.333	153	137	4.32	288	48	74	142	1	12	5	4
MCCASKILL, K	14	19	.424	0	40	40	8	287.000	157	141	4.75	328	28	95	131	1	7	6	0
BODDICKER, M	8	23	.258	0	40	40	5	234.333	175	153	5.88	318	28	90	177	0	5	2	2
OGDEN	66	88	.407	22	182	182	47	1452.333	760	670	4.15	1552	175	496	885	3	36	17	7

## ONTARIO OWLS

NAME	W	L	PCT	SV	G	GS	CG	IP	R	ER	ERA	H	HR	BB	SO	SH	HB	WP	BK
LAMP, D	2	4	.333	18	81	0	0	121.867	34	32	2.37	91	12	30	70	0	0	1	0
HOLMAN, B	8	7	.462	0	15	15	8	107.333	44	37	3.10	107	4	53	58	0	1	1	0
LANGSTON, M	4	7	.384	0	11	11	2	80.867	31	28	3.12	89	3	31	63	0	0	1	0
MILACKI, B	4	4	.500	0	10	10	2	71.000	29	28	3.55	67	8	36	28	0	0	0	1
KIPPER, B	4	5	.444	12	48	0	0	71.000	29	29	3.68	86	12	30	43	0	0	0	0
GARRELTS, S	8	7	.462	0	18	18	8	125.867	59	55	3.84	123	14	36	78	1	3	2	0
MCDOWELL, R	1	3	.250	2	44	0	0	83.333	31	28	3.98	87	7	34	38	0	0	0	1
FARRELL, J	8	12	.429	0	25	25	11	188.333	92	85	4.11	188	23	56	128	1	0	5	0
ROBINSON, D	5	7	.417	0	13	13	4	88.867	48	43	4.36	108	5	18	33	0	0	0	1
FINLEY, C	7	7	.500	0	18	18	1	114.333	75	65	5.12	136	9	61	98	0	2	2	0
GORDON, T	11	14	.440	0	30	29	8	188.867	115	114	5.18	185	31	138	178	0	1	4	0
CARPENTER, C	1	2	.333	0	3	2	1	17.333	10	10	5.19	15	2	7	8	0	0	0	0
HEATON, N	2	1	.887	0	8	4	1	32.867	20	18	5.23	38	8	11	12	0	1	0	0
WILSON, S	2	5	.286	0	22	5	0	52.000	33	31	5.37	78	8	15	30	0	1	0	0
AQUINO, L	2	2	.500	0	10	4	0	42.867	34	31	6.54	60	8	12	18	0	0	0	0
BOSIO, C	1	1	.500	0	2	2	1	15.000	11	11	6.80	20	6	4	10	0	0	0	0
BRANTLEY, J	1	0	1.000	2	5	0	0	9.333	8	8	7.71	13	0	8	5	0	0	0	0
GRANT, M	0	0	----	0	1	0	0	2.000	2	2	9.00	2	1	1	2	0	0	0	0
KING, E	0	4	.000	0	8	8	0	29.000	33	29	9.00	42	7	15	9	0	0	2	1
COOK, D	0	2	.000	0	2	2	0	8.000	14	14	15.75	19	4	5	4	0	0	1	0
ONTARIO	88	84	.420	35	182	182	45	1438.867	753	699	4.38	1514	187	595	812	2	9	19	4

## VANCOUVER MOUNTIES

NAME	W	L	PCT	SV	G	GS	CG	IP	R	ER	ERA	H	HR	BB	SO	SH	HB	WP	BK
LANDRUM, B	1	0	1.000	3	10	0	0	12.667	2	2	1.42	7	1	4	8	0	1	0	0
PENA, A	4	2	.667	1	20	0	0	52.667	18	14	2.39	42	3	9	46	0	2	0	1
BOSIO, C	18	12	.600	0	38	38	15	294.333	106	95	2.90	262	22	58	207	7	3	0	0
DAVIS, M	5	4	.556	8	56	0	0	86.333	38	28	2.92	69	8	38	85	0	1	0	0
MONTGOMERY, J	10	4	.714	22	62	0	0	94.333	40	33	3.15	81	11	24	100	0	2	4	1
WITT, B	5	4	.556	0	13	13	4	86.333	37	32	3.34	72	8	61	84	2	3	3	0
HERSHISER, O	18	12	.600	0	37	37	14	288.667	122	109	3.40	276	26	111	218	1	0	14	7
BEDROSIAN, S	1	1	.500	4	25	0	0	31.000	13	12	3.48	33	5	15	15	0	2	0	0
GOODEN, D	12	17	.414	2	44	32	9	247.667	137	122	4.43	224	30	111	184	0	6	14	9
BELCHER, T	17	13	.567	0	40	40	11	271.000	155	139	4.62	290	51	109	258	1	6	5	6
FINLEY, C	1	1	.500	0	2	2	0	7.667	11	10	11.74	12	1	5	7	0	1	0	1
<b>VANCOUVER</b>	<b>82</b>	<b>70</b>	<b>.588</b>	<b>40</b>	<b>162</b>	<b>162</b>	<b>53</b>	<b>1472.668</b>	<b>679</b>	<b>596</b>	<b>3.64</b>	<b>1368</b>	<b>168</b>	<b>544</b>	<b>1208</b>	<b>15</b>	<b>27</b>	<b>40</b>	<b>25</b>

## VERNAL EQUINOX

NAME	W	L	PCT	SV	G	GS	CG	IP	R	ER	ERA	H	HR	BB	SO	SH	HB	WP	BK
RIJO, J	5	3	.625	0	9	9	1	57.000	22	18	2.84	57	5	15	47	0	#	2	1
SCHOOLER, M	1	2	.333	3	30	0	0	34.000	11	11	2.91	31	2	7	24	0	#	3	0
CANDIOTTI, T	22	12	.647	0	40	40	21	293.333	108	102	3.13	278	27	87	150	5	#	4	9
ROGERS, K	1	4	.200	9	47	0	0	81.333	24	22	3.23	57	4	33	58	0	#	1	0
HARRIS, GW	8	4	.600	13	63	4	0	145.000	57	53	3.29	119	20	43	117	0	#	3	5
HANSON, E	16	12	.571	0	33	33	12	244.667	111	99	3.64	246	18	70	159	1	#	5	0
HARVEY, B	1	4	.200	6	39	0	0	58.000	28	25	4.02	35	11	44	55	0	#	1	0
MARTINEZ, R	11	7	.611	0	20	20	4	140.667	82	73	4.67	147	27	65	143	1	#	2	0
PEREZ, P	12	19	.387	0	35	33	11	238.333	134	125	4.72	249	33	63	150	1	#	4	0
SWINDELL, G	12	8	.600	0	23	23	8	174.667	105	101	5.20	200	36	53	131	1	#	3	2
<b>VERNAL</b>	<b>87</b>	<b>75</b>	<b>.537</b>	<b>31</b>	<b>162</b>	<b>162</b>	<b>57</b>	<b>1445.000</b>	<b>680</b>	<b>629</b>	<b>3.92</b>	<b>1419</b>	<b>193</b>	<b>480</b>	<b>1034</b>	<b>9</b>	<b>#</b>	<b>28</b>	<b>17</b>

## WASHINGTON GENERALS

NAME	W	L	PCT	SV	G	GS	CG	IP	R	ER	ERA	H	HR	BB	SO	SH	HB	WP	BK
OLSON, G	8	3	.750	19	62	0	0	86.000	20	18	1.88	55	8	40	81	0	4	1	0
WELLS, D	15	5	.750	23	96	0	0	222.667	60	54	2.18	167	20	55	182	0	2	9	3
HALL, D	0	1	.000	1	25	0	0	28.000	11	8	2.48	23	5	12	30	0	0	1	0
JACKSON, M	3	4	.429	9	59	0	0	99.667	35	33	2.98	77	13	46	96	0	3	0	0
BANKHEAD, S	18	14	.562	0	41	41	8	265.667	137	118	4.00	270	30	85	170	2	3	1	0
WELCH, B	20	13	.606	0	41	41	4	242.667	121	112	4.15	255	28	108	155	1	2	6	0
SCHIRALDI, C	5	7	.417	0	33	14	2	138.000	87	85	4.24	118	15	96	96	0	2	8	1
CONE, D	13	18	.419	0	39	39	5	253.333	151	125	4.44	258	40	117	218	1	3	18	7
SHOW, E	2	4	.333	0	12	12	1	82.333	48	41	5.92	78	9	22	26	0	4	2	3
PEREZ, M	2	3	.400	0	11	11	0	47.000	38	34	6.51	57	6	18	25	0	0	2	1
DOWNES, K	2	1	.667	0	5	4	0	19.333	15	14	6.52	24	5	5	7	0	0	0	0
<b>WASHINGTON</b>	<b>89</b>	<b>73</b>	<b>.549</b>	<b>52</b>	<b>162</b>	<b>162</b>	<b>20</b>	<b>1465.667</b>	<b>701</b>	<b>622</b>	<b>3.82</b>	<b>1378</b>	<b>175</b>	<b>804</b>	<b>1098</b>	<b>7</b>	<b>23</b>	<b>48</b>	<b>15</b>

NAME	W	L	PCT	SV	G	GS	CG	IP	R	ER	ERA	H	HR	BB	SO	SH	HB	WP	BK
BOSIO, C	19	13	.594	0	40	40	16	309.333	117	106	3.08	282	28	60	217	7	3	0	0
FINLEY, C	14	10	.583	0	32	32	4	205.000	115	103	4.52	218	14	103	177	0	4	4	2
HEATON, N	2	2	.500	0	8	4	1	33.333	21	20	5.40	39	6	12	12	0	1	0	0
HOLMAN, B	11	13	.458	0	31	31	11	219.000	94	84	3.45	227	10	104	120	2	3	7	0
LANDRUM, B	3	5	.375	12	44	0	0	58.667	27	25	3.97	61	6	21	38	0	1	1	0
LANGSTON, M	6	14	.300	0	20	20	6	148.000	62	56	3.38	145	14	49	124	1	1	1	0
RIJO, J	9	8	.529	0	21	21	2	129.333	69	62	4.31	135	15	55	108	1	1	4	1